



## PRESS-RELEASE

15 MARCH 2024

### AUTOMOBILE MARKET OF RUSSIA IN FEBRUARY AND JANUARY-FEBRUARY 2024 PASSENGER CARS, LIGHT COMMERCIAL VEHICLES AND PICKUPS

In February 2024, sales of new passenger cars, light commercial vehicles and pickups in Russia grew by 87.2% year-on-year to 113 936 vehicles. In January-February 2024, the total sales were 201 284 vehicles, up 77.4% year-on-year\*.

#### Sales results by type of motor vehicles:

- Passenger cars – 103 775 units in February 2024, up 88.9% YOY; 184 104 units in January-February 2024, up 79.4%. Among them electric vehicles (BEV) – 1 973 units in February 2024, up 254.9% YOY; 3 524 units in January-February 2024, up 278.1% YOY.
- Light commercial vehicles including light trucks (N1 category, without pickups) and minibuses (M2 category) – 8 218 units in February 2024, up 66.4% YOY; 13 804 units in January-February 2024, up 52.6% YOY. Among them electric vehicles (BEV) – 3 units in February 2024, down 50.0% YOY; 3 units in January-February 2024, down 66.7% YOY.
- Pickups – 1 943 units in February 2024, up 91.5%; 3 376 units in January-February 2024, up 86.2% YOY.

\* without sales to military, law enforcement and diplomatic agencies in RF

**MIMS**  
**automobility**  
**MOSCOW**

our partners

#### COMMENT:

Alexander Kovrigin, Deputy Managing Director of ASM Holding, commented:

Sales of passenger cars on the Russian market grew by 88.9% in February 2024 and by 79.4% in the first two months of the year. Top 25 models consist completely of Russian and Chinese brands. We expect annual growth of car sales in 2024 by 10-25% over the 2023 result, this mostly to be achieved for account of Chinese-branded vehicles.

In February 2024, we noted a 91.5% increase of new pickup sales in February 2024 and a 86.2% increase in January-February. We forecast growth of sales in this segment through 2024 by 15-20%.

Sales in the segment of light commercial vehicles grew by 66.4% in February and by 52.6% year-to-date. We expect growth of LCV sales in 2024 by 10-25% over the previous year's result.

A more precise forecast for the current year will be released following the performance of the market in the first quarter of 2024.

#### OUR CONTACTS:

**ASM Holding, OAO**

21/5, Kuznetsky Most St., 107031, Moscow, Russia

Tel: +7 (495) 625-51-79, +7 (495) 626-04-71

e-mail: [inf@asm-holding.ru](mailto:inf@asm-holding.ru)

**Association of Russian Automakers (OAR)**

8, Novovladykinsky Proezd, bldg 5, POB 81, 127106, Moscow, Russia

Tel: +7 (495) 739 70 95

e-mail: [info\\_oar@mail.ru](mailto:info_oar@mail.ru)



Developed by specialists of  
AVTOSTAT-INFO



# PASSENGER CARS

## Sales of new passenger cars in Russia in in February and 2 months 2024 by brand

Brand	February 2024	February 2023	2 months 2024	2 months 2023	Change February 2024 vs 2023, %	Change 2 months 2024 vs 2023, %
LADA	29 181	21 569	51 885	39 273	35,3	32,1
HAVAL	12 236	5 042	22 054	9 209	142,7	139,5
GEELY	12 466	3 257	21 705	6 788	282,7	219,8
CHERY	10 162	6 835	19 105	12 472	48,7	53,2
CHANGAN	5 994	469	10 869	784	1 178,0	1 286,4
EXEED	3 477	2 096	6 298	3 937	65,9	60,0
OMODA	3 187	1 823	5 906	3 010	74,8	96,2
LI XIANG	2 731	11	4 503	17	24 727,3	26 388,2
TANK	2 067	2	3 825	9	103 250,0	42 400,0
KIA	1 582	3 103	2 894	6 237	-49,0	-53,6
TOYOTA	1 565	1 208	2 658	2 352	29,6	13,0
JETOUR	1 466	3	2 505	4	48 766,7	62 525,0
MOSKVICH	1 264	57	2 485	86	2 117,5	2 789,5
HYUNDAI	1 353	2 564	2 172	5 151	-47,2	-57,8
JAECOO	1 165	0	2 076	0		
VOYAH	1 242	103	1 991	141	1 105,8	1 312,1
ZEEKR	985	15	1 698	27	6 466,7	6 188,9
BELGEE	1 065	0	1 592	0		
GAC	1 030	30	1 565	54	3 333,3	2 798,1
BMW	891	525	1 425	951	69,7	49,8
UAZ	754	499	1 372	1 017	51,1	34,9
KAIYI	557	0	973	1		97 200,0
FAW	546	139	968	237	292,8	308,4
MERCEDES	529	500	865	890	5,8	-2,8
VOLKSWAGEN	519	558	862	1 132	-7,0	-23,9
BAIC	479	2	810	2	23 850,0	40 400,0
MAZDA	520	349	795	703	49,0	13,1
LEXUS	449	266	741	491	68,8	50,9
MITSUBISHI	416	538	684	1 092	-22,7	-37,4
JAC	313	225	673	521	39,1	29,2
HONGQI	348	20	630	32	1 640,0	1 868,8
JETTA	217	0	537	0		
SKODA	262	389	459	756	-32,6	-39,3
LIVAN	233	0	454	0		
AUDI	253	206	423	385	22,8	9,9
CHEVROLET	278	348	398	639	-20,1	-37,7
EVOLUTE	168	143	279	205	17,5	36,1
HONDA	172	43	279	86	300,0	224,4
PORSCHE	160	132	276	258	21,2	7,0
SUBARU	168	142	264	239	18,3	10,5
LAND ROVER	138	126	259	242	9,5	7,0
NISSAN	117	234	170	471	-50,0	-63,9



# PASSENGER CARS

Brand	February 2024	February 2023	2 months 2024	2 months 2023	Change February 2024 vs 2023, %	Change 2 months 2024 vs 2023, %
BYD	73	27	118	51	170,4	131,4
TESLA	69	82	115	150	-15,9	-23,3
SUZUKI	65	78	108	147	-16,7	-26,5
AVATR	67	0	104	0		
SWM	66	0	101	0		
RENAULT	52	645	94	1 369	-91,9	-93,1
JEEP	50	100	86	158	-50,0	-45,6
CADILLAC	51	57	78	109	-10,5	-28,4
HUAWEI	43	2	58	2	2 050,0	2 800,0
LOTUS	42	0	55	0		
GENESIS	34	129	54	244	-73,6	-77,9
AEOLUS	32	0	51	0		
VOLVO	26	30	46	57	-13,3	-19,3
LYNK AND CO	26	0	43	0		
FORD	27	18	42	33	50,0	27,3
WEY	24	0	39	0		
PEUGEOT	26	6	35	13	333,3	169,2
CITROEN	16	33	32	40	-51,5	-20,0
DONGFENG	26	2	32	7	1 200,0	357,1
MG	19	0	27	0		
GMC	8	19	25	30	-57,9	-16,7
FORTHING	13	0	24	0		
BENTLEY	10	8	21	17	25,0	23,5
DODGE	9	7	18	17	28,6	5,9
INFINITI	9	25	18	50	-64,0	-64,0
NIO	12	1	18	3	1 100,0	500,0
ROX	18	0	18	0		
MINI	10	14	17	28	-28,6	-39,3
ORA	8	0	17	0		
SOUEAST	8	0	15	0		
DENZA	10	0	14	0		
HIPHI	5	0	14	1		1 300,0
LAMBORGHINI	7	3	14	10	133,3	40,0
ROLLS ROYCE	6	5	14	13	20,0	7,7
DACIA	12	3	12	3	300,0	300,0
SKYWELL	8	15	11	26	-46,7	-57,7
YANGWANG	8	0	11	0		
JAGUAR	7	4	10	12	75,0	-16,7
DFSK	3	15	9	27	-80,0	-66,7
LINCOLN	5	4	9	7	25,0	28,6
ACURA	4	8	8	13	-50,0	-38,5
SSANGYONG	8	5	8	10	60,0	-20,0
DAIHATSU	5	2	7	4	150,0	75,0
BUICK	5	1	6	1	400,0	500,0



# PASSENGER CARS

Brand	February 2024	February 2023	2 months 2024	2 months 2023	Change February 2024 vs 2023, %	Change 2 months 2024 vs 2023, %
IRAN KHODRO	4	0	6	0		
OSHAN	4	0	6	0		
HAIMA	3	0	4	0		
KAMA	0	0	4	0		
TRUMPCHI	3	0	4	0		
ZHIJI	2	0	4	0		
BAW	1	0	3	0		
LEAPMOTOR	2	2	3	2	0,0	50,0
MASERATI	3	3	3	7	0,0	-57,1
SAIC-GM-WULING	3	0	3	0		
ALFA ROMEO	1	0	2	1		100,0
ASTON MARTIN	2	0	2	1		100,0
BAOJUN	0	0	2	0		
FERRARI	0	2	2	4	-100,0	-50,0
FIAT	1	4	2	8	-75,0	-75,0
HOZON	2	0	2	2		0,0
ROEWE	1	0	2	0		
SOKON	1	2	2	2	-50,0	0,0
ALPINA	0	1	1	2	-100,0	-50,0
GAZ	1	0	1	0		
IM MOTORS	1	0	1	0		
INEOS	0	0	1	0		
ISUZU	1	0	1	2		-50,0
MAXUS	0	0	1	0		
SAMSUNG	1	0	1	0		
VENUCIA	0	0	1	0		
WULING	1	0	1	0		
XIAOPENG	0	0	1	1		0,0
ALPINE	0	1	0	1	-100,0	-100,0
BLAVAL	0	1	0	2	-100,0	-100,0
DAEWOO	0	4	0	6	-100,0	-100,0
JMEV	0	2	0	2	-100,0	-100,0
MCLAREN	0	0	0	1		-100,0
OPEL	0	1	0	3	-100,0	-100,0
WELTMEISTER	0	1	0	2	-100,0	-100,0
<b>TOTAL</b>	<b>103 775</b>	<b>54 943</b>	<b>184 104</b>	<b>102 602</b>	<b>88,9</b>	<b>79,4</b>
<b>TOTAL Russian brands</b>	<b>31 368</b>	<b>22 268</b>	<b>56 026</b>	<b>40 581</b>	<b>40,9</b>	<b>38,1</b>
<b>TOTAL foreign brands</b>	<b>72 407</b>	<b>32 675</b>	<b>128 078</b>	<b>62 021</b>	<b>121,6</b>	<b>106,5</b>

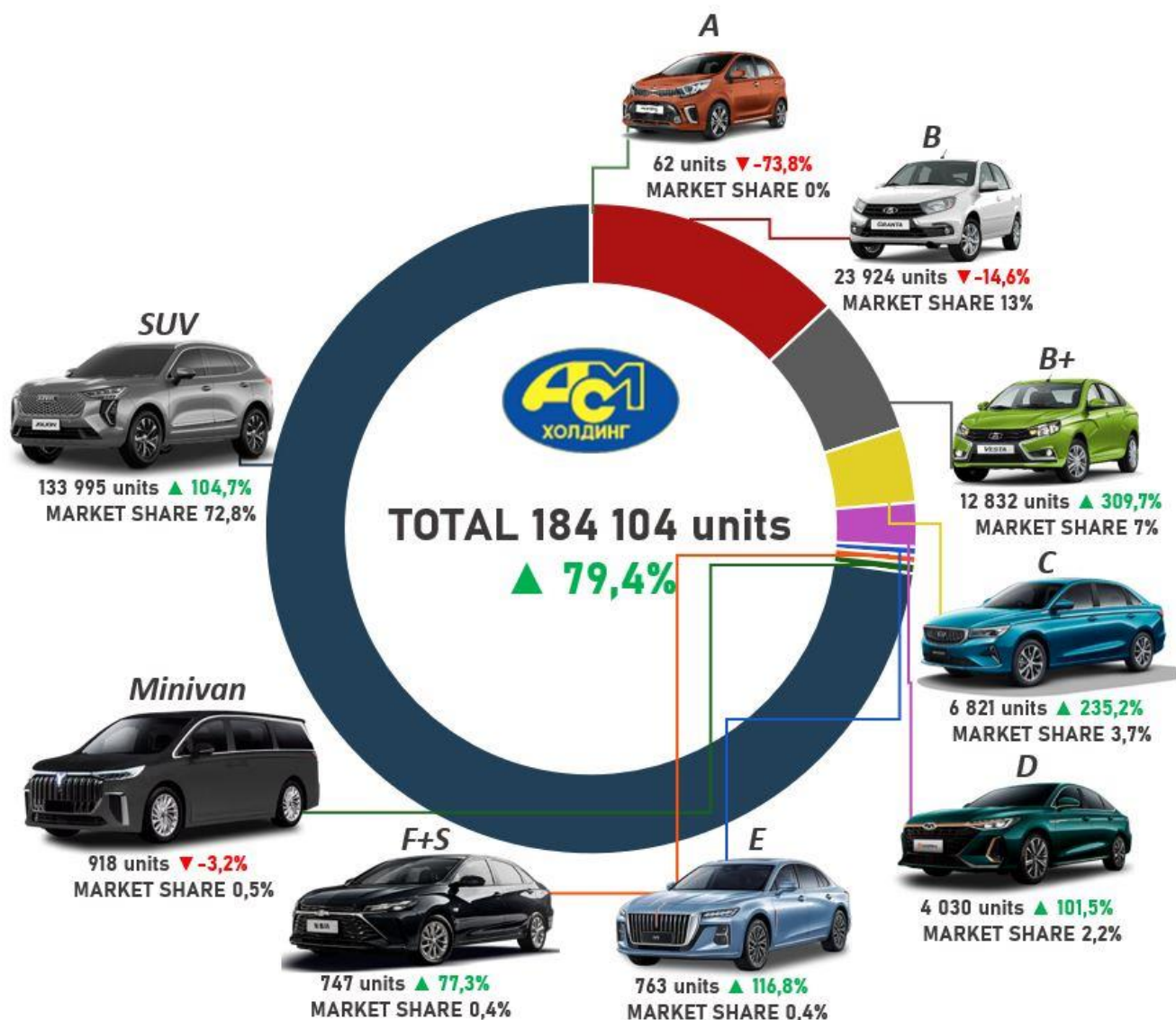


# PASSENGER CARS

## Sales of new passenger cars in Russia in February and 2 months 2024 by class

Class	February 2024	February 2023	2 months 2024	2 months 2023	Market share February 2024, %	Market share 2 months 2024, %	Change February 2024 vs 2023, %	Change 2 months 2024 vs 2023, %
A	34	128	62	237	0,0	0,0	-73,4	-73,8
B	13 429	15 567	23 924	28 007	12,9	13,0	-13,7	-14,6
B+	7 312	1 502	12 832	3 132	7,1	7,0	386,8	309,7
C	3 882	1 055	6 821	2 035	3,7	3,7	268,0	235,2
D	2 271	1 081	4 030	2 000	2,2	2,2	110,1	101,5
E	451	187	763	352	0,4	0,4	141,2	116,8
F+S	460	253	747	426	0,5	0,4	81,3	77,3
Minivan	504	470	918	948	0,5	0,5	7,2	-3,2
SUV	75 424	34 699	133 995	65 459	72,7	72,8	117,4	104,7
Not identified	8	1	12	6			700,0	100,0
<b>TOTAL</b>	<b>103 775</b>	<b>54 943</b>	<b>184 104</b>	<b>102 602</b>	<b>100,0</b>	<b>100,0</b>	<b>88,9</b>	<b>79,4</b>

### 2 months 2024





# PASSENGER CARS

## Top 25 model ranking of new passenger car sales in Russia in February and 2 months 2024

Rank	Model	Brand	February 2024	February 2023	2 months 2024	2 months 2023	Change February 2024 vs 2023, %	Change 2 months 2024 vs 2023, %
1	GRANTA	LADA	13 340	15 143	23 760	27 071	-11,9	-12,2
2	VESTA	LADA	7 277	345	12 759	762	2 009,3	1 574,4
3	JOLION	HAVAL	5 146	2 253	9 579	3 843	128,4	149,3
4	MONJARO	GEELY	4 814	26	8 467	40	18 415,4	21 067,5
5	2121 NIVA	LADA 4x4	4 199	2 366	7 563	4 451	77,5	69,9
6	2123 NIVA	LADA	4 235	3 514	7 534	6 475	20,5	16,4
7	TIGGO 4 PRO	CHERY	2 808	837	5 419	1 351	235,5	301,1
8	COOLRAY	GEELY	2 629	1 789	5 362	3 602	47,0	48,9
9	C5	OMODA	2 732	1 823	5 105	3 010	49,9	69,6
10	M6	HAVAL	2 511	0	4 627	0		
11	TIGGO 7 PRO	CHERY	2 269	0	4 428	0		
12	TIGGO 7 PRO	CHERY	2 221	3 339	4 059	6 061	-33,5	-33,0
13	CS55	CHANGAN	2 125	59	3 943	100	3 501,7	3 843,0
14	F7	HAVAL	1 874	937	3 049	1 992	100,0	53,1
15	DARGO	HAVAL	1 480	450	2 803	875	228,9	220,3
16	300	TANK	1 252	2	2 359	9	62 500,0	26 111,1
17	LIL7	LI XIANG	1 477	0	2 328	0		
18	TUGELLA	GEELY	1 192	404	2 194	889	195,0	146,8
19	TIGGO 8 PRO	CHERY	1 160	1 143	2 151	2 122	1,5	1,4
20	LIL9	LI XIANG	1 237	7	2 139	11	17 571,4	19 345,5
21	J7	JAECOO	1 165	0	2 076	0		
22	UNI-K	CHANGAN	1 204	77	2 074	166	1 463,6	1 149,4
23	MOSKVICH 3	MOSKVICH	1 109	50	2 005	76	2 118,0	2 538,2
24	RX	EXEED	1 141	0	1 979	0		
25	CS35	CHANGAN	1 065	175	1 911	250	508,6	664,4

### 2 months 2024

LADA VESTA  
12 759 units **1574,4%**



LADA GRANTA  
23 760 units **-12,2%**



HAVAL JOLION  
9 579 units **149,3%**







# PASSENGER CARS

## Sales of new electric cars (BEV) in Russia in February and 2 months 2024 by brand

Brand / electric cars	February 2024	February 2023	2 months 2024	2 months 2023	Change February 2024 vs 2023, %	Change 2 months 2024 vs 2023, %
ZEEKR	985	15	1 698	27	6466,7	6188,9
MOSKVICH	107	7	381	10	1428,6	3710,0
EVOLUTE	168	143	279	205	17,5	36,1
VOLKSWAGEN	155	117	247	206	32,5	19,9
TESLA	69	82	115	150	-15,9	-23,3
AVATR	67	0	104	0		
BYD	57	27	96	47	111,1	104,3
VOYAH	43	43	86	68	0,0	26,5
HONDA	49	2	74	7	2350,0	957,1
BMW	50	29	73	47	72,4	55,3
LOTUS	42	0	55	0		
LI XIANG	30	0	45	0		
TOYOTA	22	1	34	2	2100,0	1600,0
MERCEDES	10	5	26	8	100,0	225,0
HONGQI	10	18	23	30	-44,4	-23,3
NIO	12	1	18	3	1100,0	500,0
ORA	8	0	17	0		
HIPHI	5	0	14	1		1300,0
PORSCHE	6	9	13	20	-33,3	-35,0
AUDI	7	22	12	39	-68,2	-69,2
NISSAN	7	0	11	2		450,0
CHANGAN	6	0	10	0		
CHERY	6	0	8	0		
DENZA	6	0	8	0		
LEXUS	5	0	6	0		
SKYWELL	5	15	6	26	-66,7	-76,9
KIA	4	1	5	2	300,0	150,0
HYUNDAI	4	3	5	5	33,3	0,0
FAW	1	0	5	0		
CADILLAC	2	0	4	0		
ZHIJI	2	0	4	0		
KAMA	0	0	4	0		
GEELY	3	0	3	0		
EXEED	3	0	3	0		
ROLLS ROYCE	1	0	3	0		
JAGUAR	3	0	3	0		
SAIC-GM-WULING	3	0	3	0		
LADA	0	0	2	0		
MITSUBISHI	2	1	2	2	100,0	0,0
HUAWEI	0	0	2	0		
YANGWANG	1	0	2	0		
HOZON	2	0	2	2		0,0



# PASSENGER CARS

Brand / electric cars	February 2024	February 2023	2 months 2024	2 months 2023	Change February 2024 vs 2023, %	Change 2 months 2024 vs 2023, %
BAOJUN	0	0	2	0		
JETOUR	0	0	1	0		
GAC	1	0	1	0		
VOLVO	0	1	1	1	-100,0	0,0
WEY	1	0	1	0		
FORTHING	0	0	1	0		
MINI	1	0	1	2		-50,0
BAW	0	0	1	0		
LEAPMOTOR	1	2	1	2	-50,0	-50,0
FIAT	0	4	1	5	-100,0	-80,0
XIAOPENG	0	0	1	1		0,0
IM MOTORS	1	0	1	0		
BAIC	0	2	0	2	-100,0	-100,0
MAZDA	0	1	0	1	-100,0	-100,0
RENAULT	0	0	0	1		-100,0
FORD	0	1	0	2	-100,0	-100,0
WELTMEISTER	0	1	0	2	-100,0	-100,0
BLAVAL	0	1	0	2	-100,0	-100,0
JMEV	0	2	0	2	-100,0	-100,0
<b>TOTAL</b>	<b>1 973</b>	<b>556</b>	<b>3 524</b>	<b>932</b>	<b>254,9</b>	<b>278,1</b>
<b>TOTAL Russian brands</b>	<b>275</b>	<b>150</b>	<b>666</b>	<b>215</b>	<b>83,3</b>	<b>209,8</b>
<b>TOTAL foreign brands</b>	<b>1 698</b>	<b>406</b>	<b>2 858</b>	<b>717</b>	<b>318,2</b>	<b>298,6</b>

## 2 months 2024

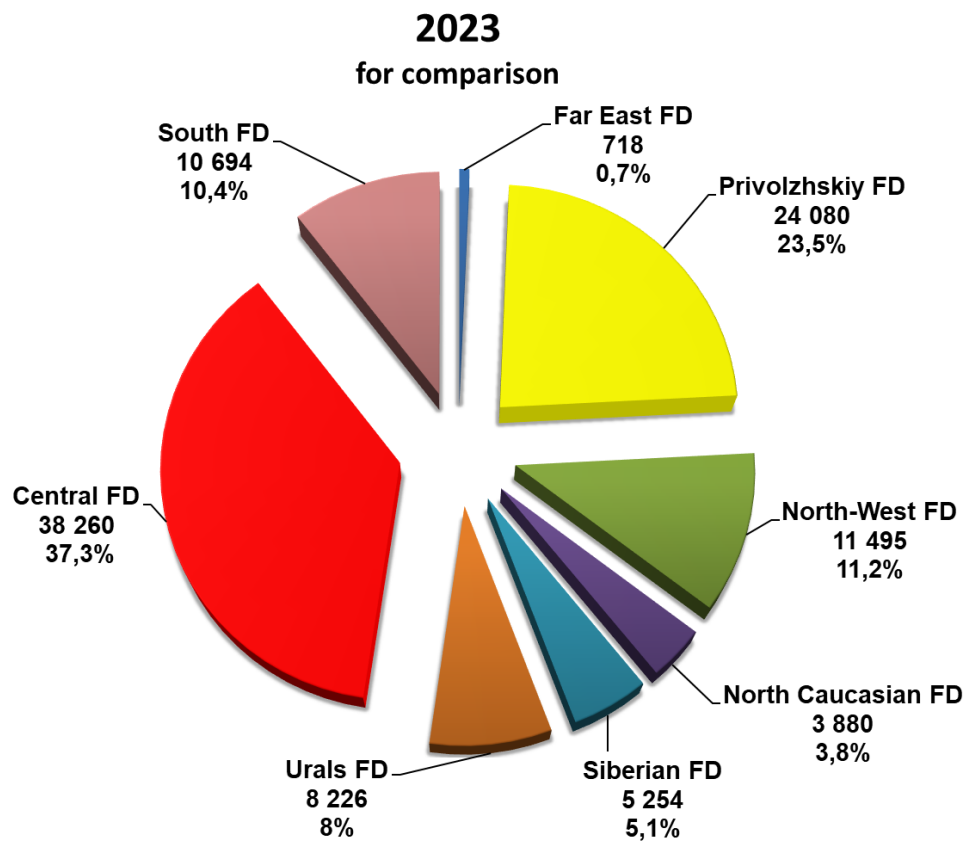
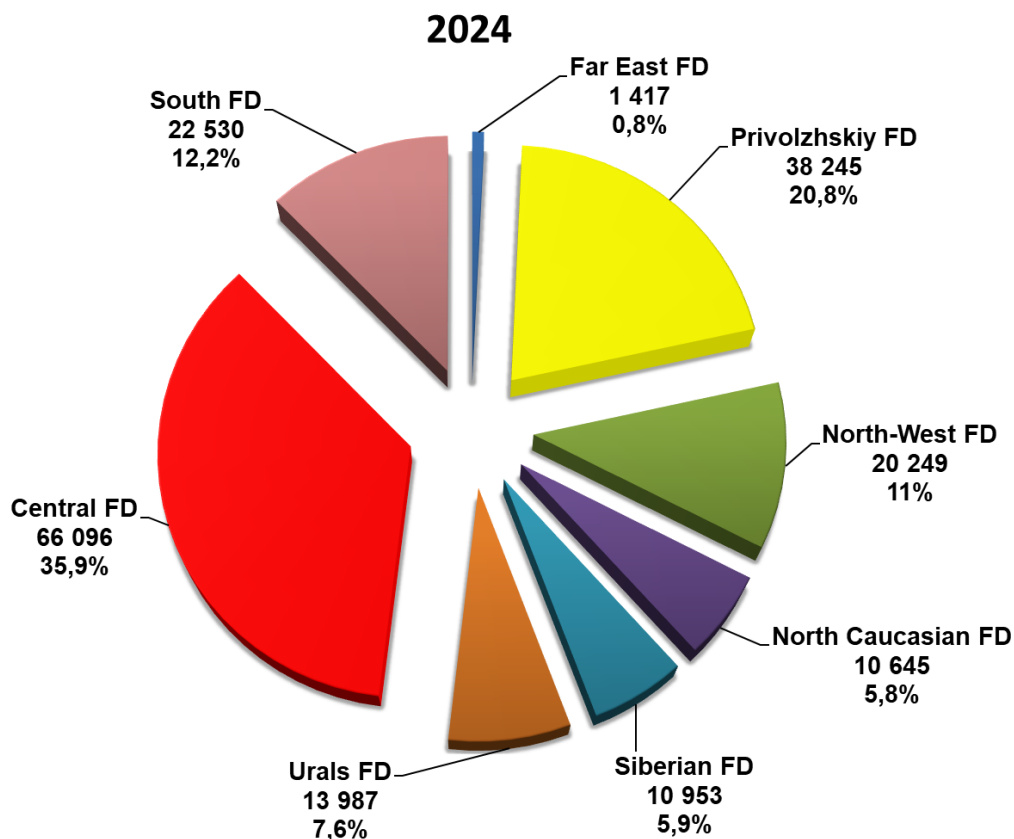






# PASSENGER CARS

## Structure of new car sales in Russia in 2 months 2024 by Federal District





# LIGHT COMMERCIAL VEHICLES

Sales of new light commercial vehicles in Russia Including light trucks (N1 category) and minibuses (M2 category) in February and 2 months 2024 by brand (without pickups)

Brand	February 2024	February 2023	2 months 2024	2 months 2023	Change February 2024 vs 2023, %	Change 2 months 2024 vs 2023, %
GAZ	4 838	2 802	8 020	5 170	72,7	55,1
UAZ	1 705	967	2 946	1 842	76,3	59,9
SOLLERS	674	144	1 130	209	368,1	440,7
LADA	381	298	603	575	27,9	4,9
DONGFENG	129	8	234	15	1 512,5	1 460,0
MERCEDES	96	117	161	205	-17,9	-21,5
KAMAZ	81	0	147	0		
FORD	58	312	96	502	-81,4	-80,9
FOTON	37	0	80	0		
VOLKSWAGEN	29	54	71	104	-46,3	-31,7
CHANGAN	33	0	51	0		
SUZUKI	17	8	31	25	112,5	24,0
FIAT	12	14	29	23	-14,3	26,1
KIA	18	21	29	37	-14,3	-21,6
PEUGEOT	23	78	29	117	-70,5	-75,2
HONGQI	16	0	27	0		
CITROEN	10	35	21	74	-71,4	-71,6
IVECO	11	28	21	41	-60,7	-48,8
RENAULT	12	12	17	20	0,0	-15,0
TOYOTA	4	7	11	18	-42,9	-38,9
HYUNDAI	4	9	9	23	-55,6	-60,9
MAXUS	7	0	7	0		
JAC	6	0	6	1		500,0
OPEL	5	14	6	25	-64,3	-76,0
BAW	1	7	5	10	-85,7	-50,0
WULING	3	1	3	1	200,0	200,0
DFSK	2	0	2	0		
MITSUBISHI	1	3	2	4	-66,7	-50,0
SAIC-GM-WULING	0	0	2	0		
BRILLIANCE	1	0	1	0		
CHERY	1	0	1	0		
CHUSHENG	0	0	1	0		
DAIHATSU	1	0	1	0		
FORTHING	0	0	1	0		
GMC	1	0	1	0		
JINBEI	0	0	1	0		
SHINERAY	1	0	1	0		
NISSAN	0	1	0	2	-100,0	-100,0
<b>TOTAL</b>	<b>8 218</b>	<b>4 940</b>	<b>13 804</b>	<b>9 043</b>	<b>66,4</b>	<b>52,6</b>
<b>TOTAL Russian brands</b>	<b>7 679</b>	<b>4 211</b>	<b>12 846</b>	<b>7 796</b>	<b>82,4</b>	<b>64,8</b>
<b>TOTAL foreign brands</b>	<b>539</b>	<b>729</b>	<b>958</b>	<b>1 247</b>	<b>-26,1</b>	<b>-23,2</b>



# LIGHT COMMERCIAL VEHICLES

## Sales of new electric light commercial vehicles (BEV) in Russia in February and 2 months 2024 by brand (without pickups)

Brand / electric LCV	February 2024	February 2023	2 months 2024	2 months 2023	Change February 2024 vs 2023, %	Change 2 months 2024 vs 2023, %
GAZ	1	1	1	1	0,0	0,0
MERCEDES	1	3	1	6	-66,7	-83,3
CHERY	1	0	1	0		
UAZ	0	1	0	1	-100,0	-100,0
WULING	0	1	0	1	-100,0	-100,0
<b>TOTAL</b>	<b>3</b>	<b>6</b>	<b>3</b>	<b>9</b>	<b>-50,0</b>	<b>-66,7</b>
<b>TOTAL Russian brands</b>	<b>1</b>	<b>2</b>	<b>1</b>	<b>2</b>	<b>-50,0</b>	<b>-50,0</b>
<b>TOTAL foreign brands</b>	<b>2</b>	<b>4</b>	<b>2</b>	<b>7</b>	<b>-50,0</b>	<b>-71,4</b>



# LIGHT COMMERCIAL VEHICLES

Top 25 model ranking of new LCV sales including light trucks (N1 category) and minibuses (M2 category) in Russia, in February and 2 months 2024 (without pickups)

Rank	Model	Brand	February 2024	February 2023	2 months 2024	2 months 2023	Change February 2024 vs 2023, %	Change 2 months 2024 vs 2023, %
1	GAZelle NEXT	GAZ	2 769	1 626	4 563	3 072	70,3	48,5
2	3909	UAZ	767	381	1 270	835	101,3	52,1
3	3302 GAZelle	GAZ	606	334	1 072	600	81,4	78,7
4	2752 SOBOL	GAZ	616	336	999	556	83,3	79,7
5	ATLANT	SOLLERS	556	122	924	183	355,7	404,9
6	PROFI	UAZ	432	253	749	408	70,8	83,6
7	2349 WIS	LADA	340	194	547	356	75,3	53,7
8	SOBOL NN	GAZ	225	106	350	168	112,3	108,3
9	2206	UAZ	182	91	331	159	100,0	108,2
10	2310 SOBOL	GAZ	162	139	298	218	16,5	36,7
11	3221 GAZelle	GAZ	138	124	267	236	11,3	13,1
12	3962	UAZ	145	70	252	130	107,1	93,8
13	2217 SOBOL	GAZ	138	80	216	158	72,5	36,7
14	ARGO	SOLLERS	118	22	206	26	436,4	692,3
15	CAPTAIN T	DONGFENG	106	8	187	15	1 225,0	1 146,7
16	3741	UAZ	94	100	164	172	-6,0	-4,7
17	KOMPAS 5 4X2	KAMAZ	81	0	147	0		
18	GAZelle NN	GAZ	113	28	144	74	303,6	94,6
19	V-CLASS	MERCEDES	73	87	123	150	-16,1	-18,0
20	2705 GAZelle	GAZ	71	28	111	87	153,6	27,6
21	TRANSIT	FORD	57	309	95	498	-81,6	-80,9
22	128811	UAZ	42	38	83	84	10,5	-1,2
23	TOANO	FOTON	37	0	80	0		
24	2346 WIS	LADA	40	5	55	8	700,0	587,5
25	3303	UAZ	30	28	55	48	7,1	14,6

## 2 months 2024

### GAZelle NEXT

4 563 units **48,5%**

### UAZ 3909

1 270 units **52,1%**

### GAZelle 3302

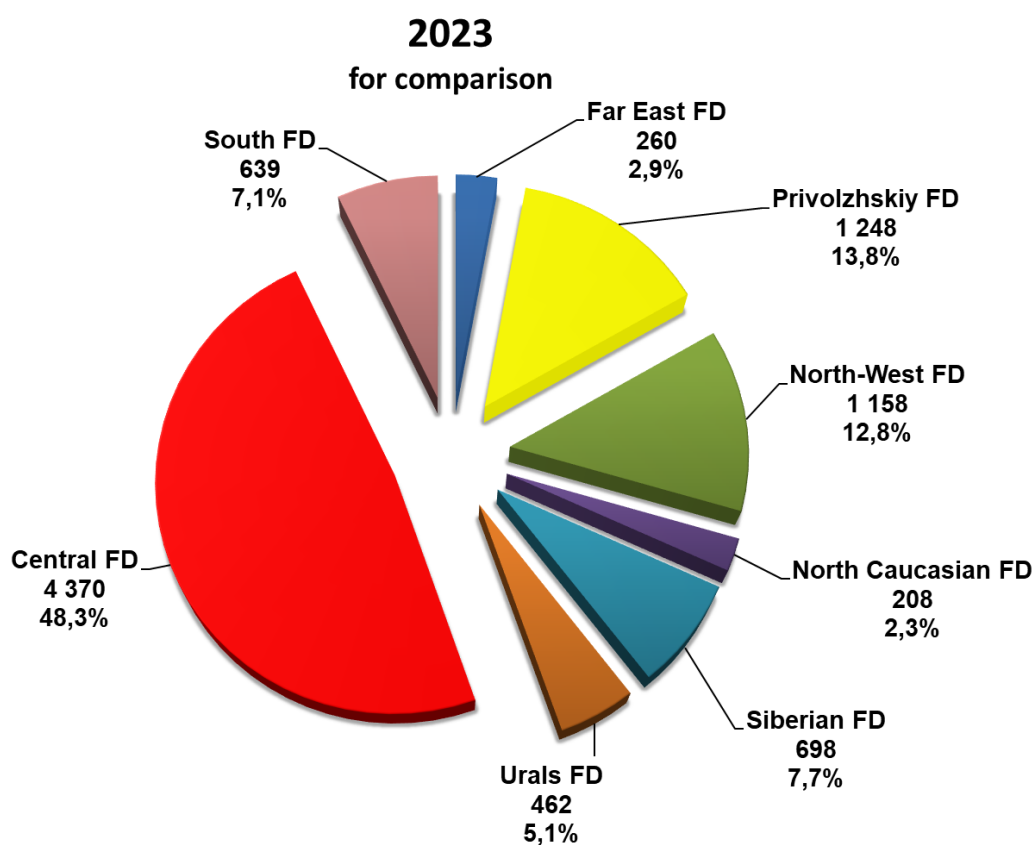
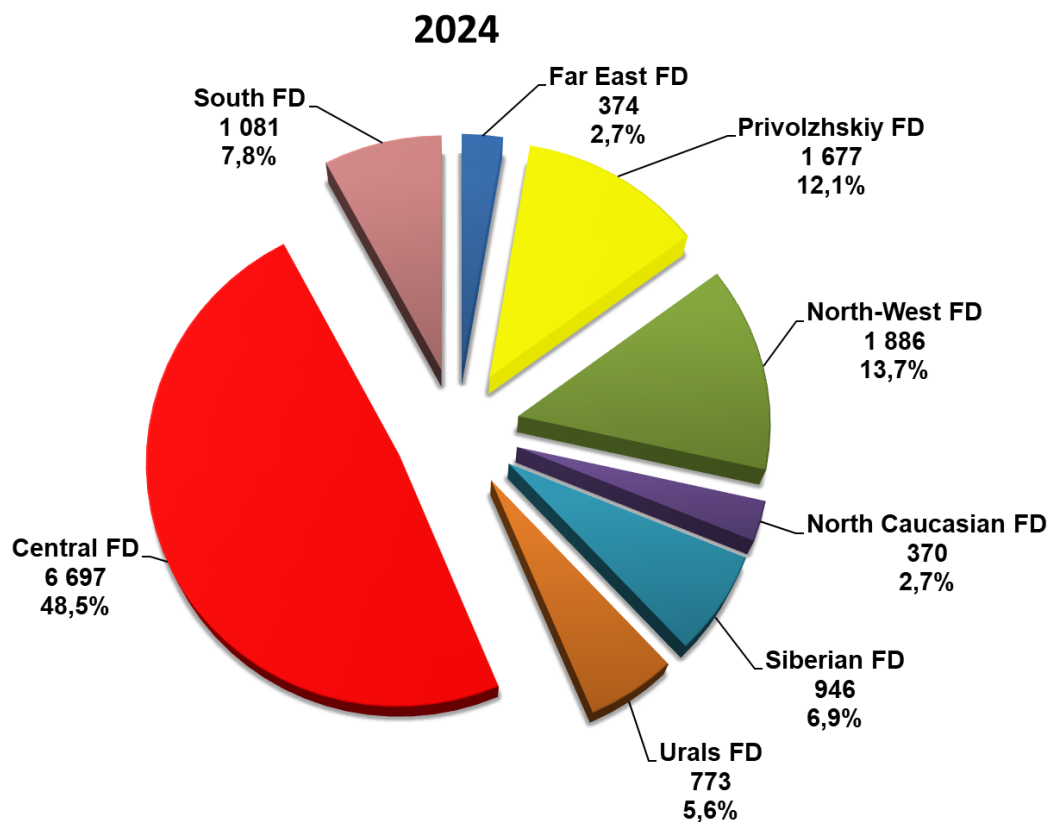
1 072 units **78,7%**





# LIGHT COMMERCIAL VEHICLES

Structure of new LCV sales including light trucks (N1 category) and minibuses (M2 category) in Russia in 2 months 2024 by Federal District





# PICKUPS

## Sales of new pickups in Russia in February and 2 months 2024 by brand

Brand	February 2024	February 2023	2 months 2024	2 months 2023	Change February 2024 vs 2023, %	Change 2 months 2024 vs 2023, %
GREAT WALL	635	269	1 068	536	136,1	99,3
UAZ	398	242	663	377	64,5	75,9
JAC	266	48	472	69	454,2	584,1
RAM	150	104	257	196	44,2	31,1
CHANGAN	101	0	199	0		
MITSUBISHI	89	126	164	247	-29,4	-33,6
SOLLERS	102	0	162	0		
TOYOTA	73	149	149	278	-51,0	-46,4
DONGFENG	43	36	94	66	19,4	42,4
FOTON	31	0	53	0		
FORD	15	10	24	18	50,0	33,3
ISUZU	13	2	21	5	550,0	320,0
LANDWIND JIANGLING - JMC	8	0	19	0		
GMC	4	4	8	10	0,0	-20,0
VOLKSWAGEN	4	0	7	0		
GEELY	2	0	5	0		
CHEVROLET	3	2	3	4	50,0	-25,0
HYUNDAI	2	0	2	0		
JEEP	2	4	2	7	-50,0	-71,4
NISSAN	1	0	2	0		
LADA	1	0	1	0		
MAXUS	0	0	1	0		
<b>TOTAL</b>	<b>1 943</b>	<b>996</b>	<b>3 376</b>	<b>1 813</b>	<b>95,1</b>	<b>86,2</b>
<b>TOTAL Russian brands</b>	<b>501</b>	<b>242</b>	<b>826</b>	<b>377</b>	<b>107,0</b>	<b>119,1</b>
<b>TOTAL foreign brands</b>	<b>1 442</b>	<b>754</b>	<b>2 550</b>	<b>1 436</b>	<b>91,2</b>	<b>77,6</b>





# PICKUPS

## Top 15 model ranking of new pickup sales in Russia in February and 2 months 2024

Rank	Model	Brand	February 2024	February 2023	2 months 2024	2 months 2023	Change February 2024 vs 2023, %	Change 2 months 2024 vs 2023, %
1	POER KINGKONG	GREAT WALL	622	0	1 039	0		
2	2363 PICKUP	UAZ	398	242	663	377	64,5	75,9
3	T8 PRO	JAC	170	1	294	1	16 900,0	29 300,0
4	RAM	PICKUP	150	104	257	196	44,2	31,1
5	HUNTER PLUS	CHANGAN	99	0	195	0		
6	T6	JAC	95	46	177	66	106,5	168,2
7	L200	MITSUBISHI	89	126	164	247	-29,4	-33,6
8	ST6	SOLLERS	102	0	162	0		
9	HILUX	TOYOTA	61	124	118	241	-50,8	-51,0
10	RICH	DONGFENG	43	0	93	0		
11	TUNLAND	FOTON	31	0	53	0		
12	TUNDRA	TOYOTA	12	23	30	34	-47,8	-11,8
13	POER	GREAT WALL	10	141	22	274	-92,9	-92,0
14	D-MAX	ISUZU	13	2	21	5	550,0	320,0
15	VIGUS	JMC	8	0	19	0		

### 2 months 2024

#### GREAT WALL POER KINGKONG

1 039 units **NEW**

#### UAZ 2363 PICKUP

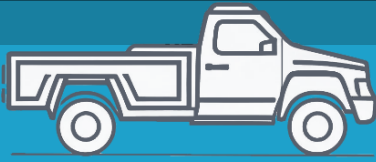
663 units **75,9%**



#### JAC T8 PRO

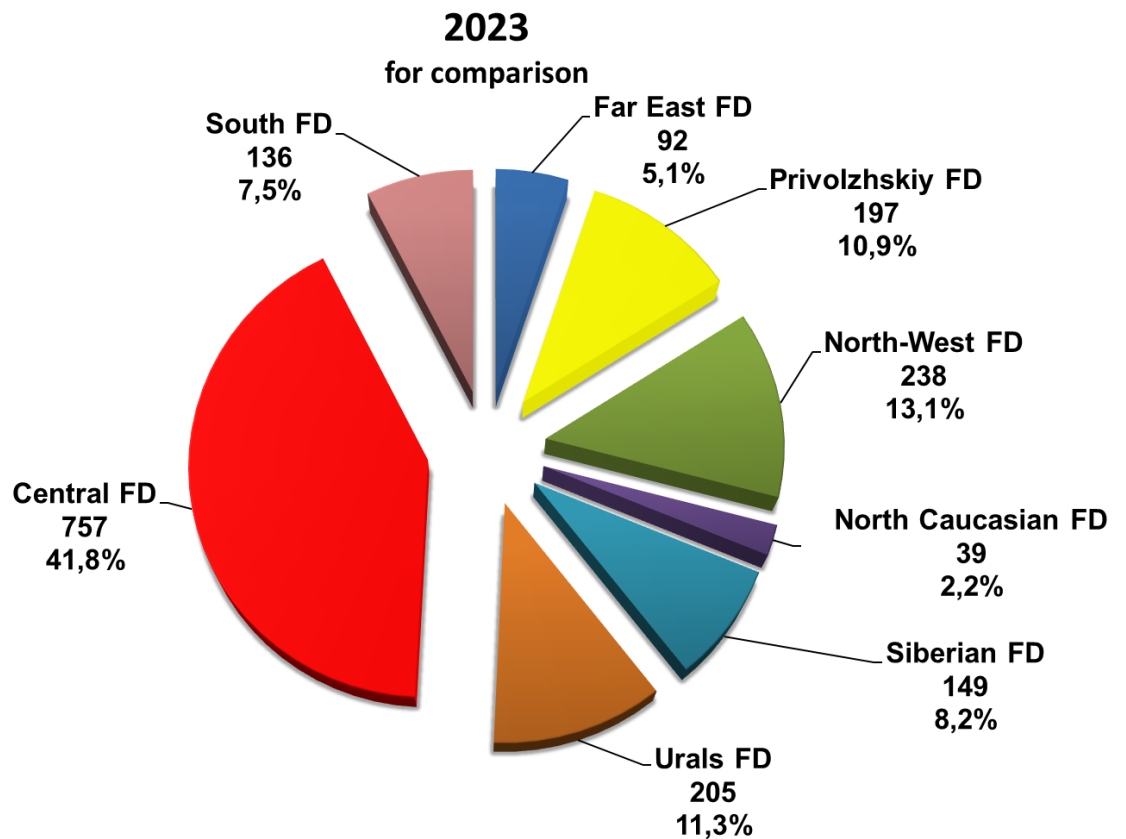
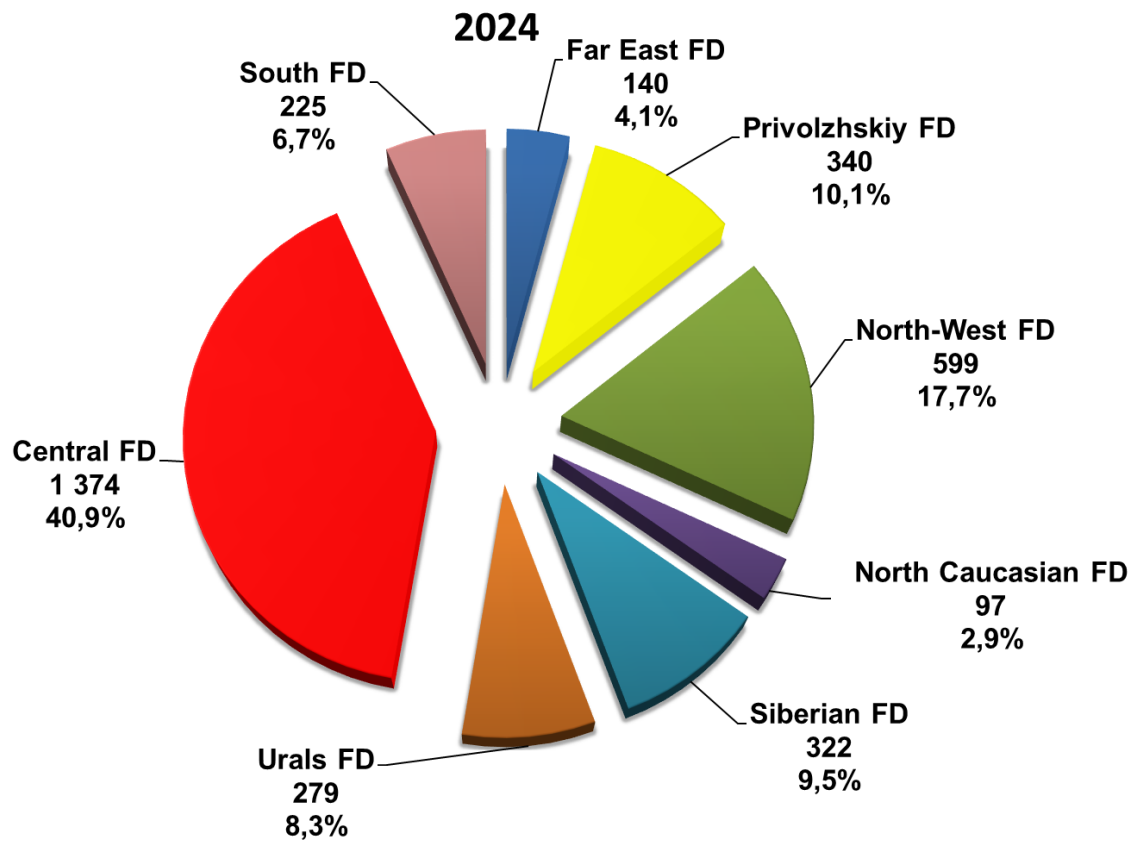
294 units **29300%**





# PICKUPS

## Structure of sales of new pickups in Russia in 2 months 2024 by Federal District



# OUR CONTACTS



## **ASM Holding, OAO**

21/5, Entrance 6, Kuznetsky Most Street, Moscow 107031

Contract Department, tel.: +7 495 626 0944

e-mail: [inf@asm-holding.ru](mailto:inf@asm-holding.ru)

Head of Market Research Centre – **VASILY SEIN**

e-mail: [vasein@asm-holding.ru](mailto:vasein@asm-holding.ru)

Telegram: [@marketASM](https://www.instagram.com/@marketASM)

Project Manager – **ALEXANDER STERLIKOV**

Mobile: +7 905 747 2431

e-mail: [sterlikov@asm-holding.ru](mailto:sterlikov@asm-holding.ru)

Website: [www.asm-holding.ru](http://www.asm-holding.ru)

Telegram: [@ASMHOLDING](https://www.instagram.com/@ASMHOLDING)

Vkontakte: [oaoasmholding](https://vk.com/oaoasmholding)



## **Association of Russian Automakers (OAR)**

8, Novovladykinsky Proezd, bldg. 5, POB 81, Moscow 127106

Tel.: +7 495 739 7095

e-mail: [info\\_oar@mail.ru](mailto:info_oar@mail.ru)

Adviser for International Cooperation – **YURI KRAVTSOV**

e-mail: [kravtsov\\_oar@mail.ru](mailto:kravtsov_oar@mail.ru)

Website: [www.oar-info.ru](http://www.oar-info.ru)