



PRESS-RELEASE

14 NOVEMBER 2023

AUTOMOBILE MARKET OF RUSSIA IN OCTOBER AND JANUARY-OCTOBER 2023 PASSENGER CARS, LIGHT COMMERCIAL VEHICLES AND PICKUPS

In October 2023, sales of new passenger cars, light commercial vehicles and pickups in Russia grew by 137.4% year-on-year to 121 485 vehicles. In January-October 2023, the total sales were 905 628 vehicles, up 56.5% year-on-year*.

Sales results by type of motor vehicles:

- Passenger cars – 110 964 units in October 2023, up 144.3% YOY; 823 065 units in January-October 2023, up 59.9%. Among them electric vehicles (BEVs) – 3 131 units in October 2023, up 863.4% YOY; 15 757 units in January-October 2023, up 677.4% YOY.
- Light commercial vehicles including light trucks (N1 category, without pickups) and minibuses (M2 category) – 8 867 units in October 2023, up 74.3% YOY; 68 726 units in January-October 2023, up 18.5% YOY. Among them electric vehicles (BEVs) – 8 units in October 2023, 300% YOY; 53 units in January-October 2023, up 71.0% YOY.
- Pickups – 1 654 units in October 2023, up 145.0% YOY; 13 837 units in January-October 2023, up 134.6% YOY.

* without sales to military, law enforcement and diplomatic agencies in RF

MIMS
automobility
MOSCOW

our partners

COMMENT:

Alexander Kovrigin, Deputy Managing Director of ASM Holding, commented:

Sales of passenger cars on the Russian market grew by 144.3% in October 2023. Such growth was mainly due to a low comparative base in 2022 stipulated by the Special Military Operation and an impact of the sanctions. Any further growth of sales will depend on consumer buying capacity, car price movement, etc. We expect that new car sales, with sufficient saturation of the market, can grow in 2023 by 50% over the 2022 result. We should note a significant growth of passenger BEV sales which amounted to 15 757 units in 10 months, up 677.4% year-on-year.

In October 2023, we observed a notable 145% increase of new pickup sales. The situation in this segment is similar to that with cars. The GREAT WALL brand pickups set a sales record in October showing 355.2% growth and grabbing a big market share. We forecast growth of sales in this segment through 2023 by 130-150%.

Sales in the segment of light commercial vehicles grew by 74.3% in October. The growth in this segment is mainly due to high sales results of GAZ, UAZ, LADA and SOLLERS domestic brands taking cumulatively up to a 90% market share. We expect growth of LCV sales in 2023 by 20% over the previous year's result.

OUR CONTACTS:

ASM Holding, OAO

21/5, Kuznetsky Most St., 107031, Moscow, Russia

Tel: +7 (495) 625-51-79, +7 (495) 626-04-71

e-mail: inf@asm-holding.ru

Association of Russian Automakers (OAR)

8, Novovladykinsky Proezd, bldg 5, POB 81, 127106, Moscow, Russia

Tel: +7 (495) 739 70 95

e-mail: info_oar@mail.ru



Developed by specialists of
AVTOSTAT-INFO



PASSENGER CARS

Sales of new passenger cars in Russia in October and 10 months 2023 by brand

Brand	October 2023	October 2022	10 months 2023	10 months 2022	Change October 2023 vs 2022, %	Change 10 months 2023 vs 2022, %
LADA	34 697	17 173	261 810	134 874	102,0	94,1
CHERY	10 884	4 006	95 033	25 821	171,7	268,0
HAVAL	12 877	4 346	82 544	25 371	196,3	225,3
GEELY	10 385	2 558	69 955	17 948	306,0	289,8
OMODA	4 786	0	34 629	0		
EXEED	4 422	1 218	34 259	6 537	263,1	424,1
CHANGAN	6 291	223	33 208	1 826	2 721,1	1 718,6
KIA	2 546	3 329	30 187	60 651	-23,5	-50,2
HYUNDAI	1 353	3 571	24 493	51 555	-62,1	-52,5
TOYOTA	2 049	1 260	18 549	25 311	62,6	-26,7
MOSKVICH	1 219	0	8 870	0		
TANK	1 730	1	8 677	1	172 900,0	867 600,0
JAC	604	231	8 541	572	161,5	1 393,2
BMW	725	266	7 440	9 876	172,6	-24,7
VOLKSWAGEN	774	741	7 291	18 132	4,5	-59,8
UAZ	1 020	645	6 934	5 712	58,1	21,4
MITSUBISHI	674	725	6 265	10 274	-7,0	-39,0
KAIYI	1 015	0	6 039	0		
MERCEDES	593	408	5 759	9 628	45,3	-40,2
JETOUR	1 906	0	5 575	0		
MAZDA	479	418	5 194	9 466	14,6	-45,1
RENAULT	169	1 478	4 635	38 423	-88,6	-87,9
FAW	818	166	4 364	959	392,8	355,1
LEXUS	414	207	4 234	3 177	100,0	33,3
SKODA	268	507	3 743	19 307	-47,1	-80,6
JETTA	1 266	0	3 610	0		
CHEVROLET	226	248	3 279	2 383	-8,9	37,6
AUDI	322	158	3 013	3 769	103,8	-20,1
VOYAH	440	4	2 982	8	10 900,0	37 175,0
ZEEKR	724	4	2 107	7	18 000,0	30 000,0
BAIC	533	0	2 014	0		
GAC	468	36	1 831	382	1 200,0	379,3
LIVAN	545	0	1 830	0		
LI XIANG	634	4	1 821	13	15 750,0	13 907,7
LAND ROVER	168	88	1 775	1 607	90,9	10,5
NISSAN	65	441	1 773	15 519	-85,3	-88,6
EVOLUTE	134	11	1 546	11	1 118,2	13 954,6
PORSCHE	138	73	1 529	1 763	89,0	-13,3
HONGQI	451	5	1 517	26	8 920,0	5 734,6
SUBARU	159	88	1 497	1 418	80,7	5,6
SUZUKI	95	73	1 348	1 919	30,1	-29,8
GENESIS	74	130	1 139	2 025	-43,1	-43,8
TESLA	106	94	1 124	827	12,8	35,9



PASSENGER CARS

Brand	October 2023	October 2022	10 months 2023	10 months 2022	Change October 2023 vs 2022, %	Change 10 months 2023 vs 2022, %
HONDA	131	66	1 031	622	98,5	65,8
JEEP	85	78	985	794	9,0	24,1
JAECOO	576	0	576	0		
CADILLAC	41	37	558	385	10,8	44,9
BYD	61	20	487	69	205,0	605,8
VOLVO	38	46	385	1 840	-17,4	-79,1
CITROEN	30	5	368	368	500,0	0,0
FORD	33	39	346	261	-15,4	32,6
INFINITI	34	33	327	925	3,0	-64,6
DFSK	15	31	320	216	-51,6	48,1
SKYWELL	25	2	273	16	1 150,0	1 606,2
BELGEE	216	0	235	0		
SOUEAST	19	0	234	0		
DODGE	25	12	215	135	108,3	59,3
AVATR	43	0	206	0		
GMC	25	5	203	20	400,0	915,0
MG	9	0	182	1		18 100,0
LYNK AND CO	29	0	176	0		
FORTHING	38	0	167	0		
MINI	6	11	141	694	-45,5	-79,7
BENTLEY	11	6	122	81	83,3	50,6
IRAN KHODRO	9	0	99	0		
LAMBORGHINI	13	4	99	30	225,0	230,0
AURUS	10	4	98	49	150,0	100,0
HIPHI	21	0	97	0		
SSANGYONG	11	3	87	9	266,7	866,7
JAGUAR	11	4	82	163	175,0	-49,7
PEUGEOT	5	11	82	367	-54,5	-77,7
AEOLUS	37	0	73	0		
LOTUS	28	0	71	0		
ROLLS ROYCE	5	3	65	87	66,7	-25,3
LINCOLN	3	3	57	19	0,0	200,0
ACURA	3	9	56	29	-66,7	93,1
MASERATI	4	7	43	70	-42,9	-38,6
HUAWEI	7	0	39	0		
FERRARI	1	2	36	33	-50,0	9,1
ALFA ROMEO	6	2	35	10	200,0	250,0
ISUZU	1	3	34	116	-66,7	-70,7
BUICK	3	3	33	16	0,0	106,2
NIO	6	0	28	0		
FIAT	1	0	27	23		17,4
SOKON	0	0	26	0		
DAEWOO	6	3	24	8	100,0	200,0
DAIHATSU	2	4	23	12	-50,0	91,7
DONGFENG	3	0	22	4		450,0
DENZA	3	0	20	0		



PASSENGER CARS

Brand	October 2023	October 2022	10 months 2023	10 months 2022	Change October 2023 vs 2022, %	Change 10 months 2023 vs 2022, %
ORA	12	0	20	1		1 900,0
WELTMEISTER	0	0	18	6		200,0
POLESTAR	2	6	16	8	-66,7	100,0
ALPINA	0	1	15	3	-100,0	400,0
LEAPMOTOR	2	1	14	1	100,0	1 300,0
OPEL	0	8	13	127	-100,0	-89,8
HOZON	1	2	10	8	-50,0	25,0
OSHAN	3	0	10	1		900,0
ASTON MARTIN	1	1	9	6	0,0	50,0
XIAOPENG	0	5	9	15	-100,0	-40,0
DACIA	0	2	8	4	-100,0	100,0
SMART	1	0	8	7		14,3
CUPRA	0	1	6	1	-100,0	500,0
WULING	0	0	5	1		400,0
CHRYSLER	0	0	4	5		-20,0
RIVIAN	0	0	4	0		
BLAVAL	0	0	3	0		
DAYUN	0	0	3	0		
MAXUS	1	0	3	0		
ROEWE	0	0	3	0		
SAIC-GM-WULING	0	0	3	0		
SEHOL	0	0	3	0		
VGW	2	0	3	0		
BAW	1	1	2	1	0,0	100,0
JMEV	0	0	2	0		
MCLAREN	0	0	2	2		0,0
SAMSUNG	0	1	2	1	-100,0	100,0
ZHIJI	2	0	2	0		
ALPINE	0	0	1	0		
BAOJUN	0	0	1	0		
ENOVATE	0	0	1	0		
HAIMA	0	0	1	0		
LINKTOUR	0	0	1	0		
MORGAN	0	0	1	0		
RAVON	0	0	1	1		0,0
WEY	1	0	1	0		
YEMA	0	0	1	2		-50,0
APAL	0	0	0	2		-100,0
DATSUN	0	0	0	5		-100,0
GAZ	0	0	0	3		-100,0
LINGSTAR	0	0	0	1		-100,0
LUCID	0	0	0	1		-100,0
SIMING	0	0	0	2		-100,0
SMA	0	0	0	2		-100,0
TOTAL	110 964	45 419	823 065	514 787	144,3	59,9
TOTAL Russian brands	37 080	17 833	279 258	140 651	107,9	98,5
TOTAL foreign brands	73 884	27 586	543 807	374 136	167,8	45,4

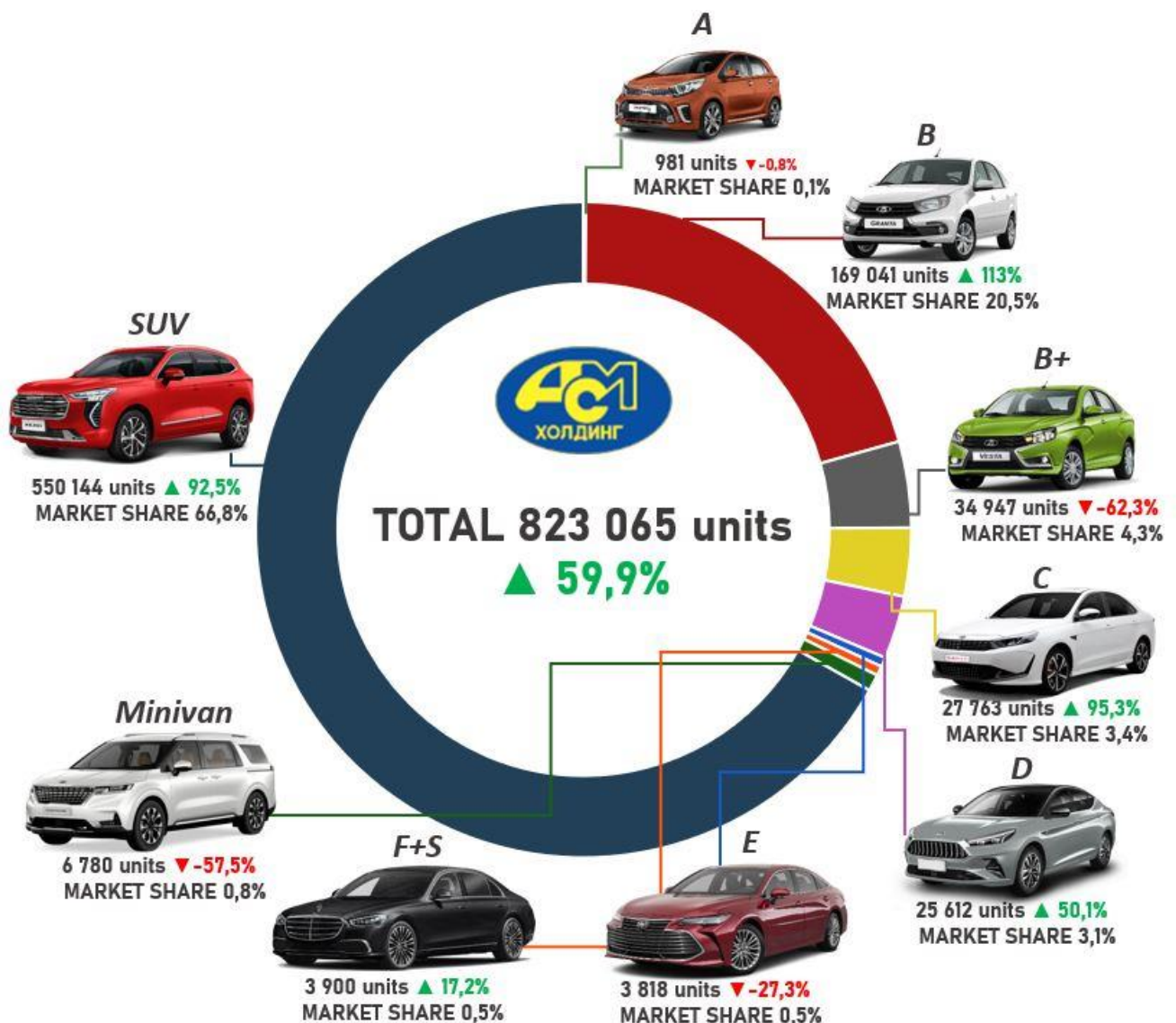


PASSENGER CARS

Sales of new passenger cars in Russia in October and 10 months 2023 by class

Class	October 2023	October 2022	10 months 2023	10 months 2022	Market share October 2023, %	Market share 10 months 2023, %	Change October 2023 vs 2022, %	Change 10 months 2023 vs 2022, %
A	29	106	981	989	0,0	0,1	-72,6	-0,8
B	18 827	11 832	169 041	79 370	17,0	20,5	59,1	113,0
B+	7 227	3 136	34 947	92 781	6,5	4,3	130,5	-62,3
C	4 601	1 130	27 763	14 216	4,2	3,4	307,2	95,3
D	3 822	1 123	25 612	17 063	3,4	3,1	240,3	50,1
E	565	192	3 818	5 249	0,5	0,5	194,3	-27,3
F+S	416	223	3 900	3 328	0,4	0,5	86,6	17,2
Minivan	740	754	6 780	15 939	0,7	0,8	-1,9	-57,5
SUV	74 721	26 922	550 144	285 816	67,3	66,8	177,6	92,5
Not identified	16	1	79	36			1 500,0	119,4
TOTAL	110 964	45 419	823 065	514 787	100,0	100,0	144,3	59,9

10 months 2023





PASSENGER CARS

Top 25 model ranking of new passenger car sales in Russia in October and 10 months 2023

Rank	Model	Brand	October 2023	October 2022	10 months 2023	10 months 2022	Change October 2023 vs 2022, %	Change 10 months 2023 vs 2022, %
1	GRANTA	LADA	18 641	10 991	165 281	63 334	69,6	161,0
2	JOLION	HAVAL	6 298	3 056	41 141	14 153	106,1	190,7
3	TIGGO 7 PRO	CHERY	674	2 214	39 286	11 524	-69,6	240,9
4	2123 NIVA	LADA	4 606	2 233	37 432	12 535	106,3	198,6
5	COOLRAY	GEELY	3 029	1 419	30 666	8 468	113,5	262,1
6	C5	OMODA	3 787	0	29 983	0		
7	2121 NIVA	LADA 4x4	4 250	1 918	29 975	9 769	121,6	206,8
8	VESTA	LADA	7 012	1 314	27 745	30 013	433,6	-7,6
9	TIGGO 4 PRO	CHERY	3 691	270	24 449	410	1 267,0	5 863,2
10	ATLAS PRO	GEELY	2 092	625	14 171	4 705	234,7	201,2
11	LX	EXEED	1 538	375	13 207	1 629	310,1	710,7
12	F7	HAVAL	1 429	570	12 810	4 814	150,7	166,1
13	TIGGO 8 PRO	CHERY	1 286	330	12 343	1 225	289,7	907,6
14	TUGELLA	GEELY	1 556	455	12 221	3 782	242,0	223,1
15	MONJARO	GEELY	3 410	0	11 665	2		583 150,0
16	DARGO	HAVAL	1 997	229	11 151	916	772,1	1 117,4
17	TXL	EXEED	1 058	484	10 574	2 726	118,6	287,9
18	F7X	HAVAL	965	326	10 099	3 835	196,0	163,3
19	SPORTAGE	KIA	647	733	8 694	7 757	-11,7	12,1
20	MOSKVICH 3	MOSKVICH	1 078	0	8 441	0		
21	TUCSON	HYUNDAI	398	875	8 030	5 770	-54,5	39,2
22	VX	EXEED	766	359	7 735	2 182	113,4	254,5
23	CS55	CHANGAN	834	37	7 214	409	2 154,1	1 663,8
24	CS35	CHANGAN	892	44	7 053	578	1 927,3	1 120,2
25	3163 PATRIOT	UAZ	971	581	6 480	5 323	67,1	21,7

10 months 2023

LADA GRANTA
165 281 units **161%**

HAVAL JOLION
41 141 units **190,7%**

CHERY TIGGO 7 PRO
39 286 units **240,9%**





PASSENGER CARS

Sales of new electric cars (BEV) in Russia in October and 10 months 2023 by brand

Brand / electric cars	October 2023	October 2022	10 months 2023	10 months 2022	Change October 2023 vs 2022, %	Change 10 months 2023 vs 2022, %
VOYAH	440	4	2982	8	10900,0	37175,0
ZEEKR	724	4	2107	7	18000,0	30000,0
LI XIANG	634	4	1821	13	15750,0	13907,7
VOLKSWAGEN	171	76	1747	210	125,0	731,9
EVOLUTE	134	11	1546	11	1118,2	13954,6
HONGQI	451	5	1517	26	8920,0	5734,6
TESLA	106	94	1124	827	12,8	35,9
BYD	61	20	487	69	205,0	605,8
MOSKVICH	117	0	405	0		
BMW	47	17	338	67	176,5	404,5
SKYWELL	25	2	273	16	1150,0	1606,2
HONDA	36	3	253	20	1100,0	1165,0
AVATR	43	0	206	0		
AUDI	16	27	174	240	-40,7	-27,5
MERCEDES	13	12	126	43	8,3	193,0
PORSCHE	13	8	100	180	62,5	-44,4
HIPHI	21	0	97	0		
LOTUS	28	0	71	0		
HYUNDAI	7	5	56	30	40,0	86,7
HUAWEI	7	0	39	0		
NIO	6	0	28	0		
SOKON	0	0	26	0		
NISSAN	3	5	25	34	-40,0	-26,5
ORA	12	0	20	1		1900,0
WELTMEISTER	0	0	18	6		200,0
DONGFENG	0	0	17	4		325,0
FORD	0	1	16	24	-100,0	-33,3
POLESTAR	2	6	16	8	-66,7	100,0
LEAPMOTOR	2	1	14	1	100,0	1300,0
GEELY	1	2	11	4	-50,0	175,0
MAZDA	4	7	11	75	-42,9	-85,3
HOZON	1	2	10	8	-50,0	25,0
XIAOPENG	0	5	9	15	-100,0	-40,0
KIA	0	1	8	7	-100,0	14,3
FIAT	1	0	7	2		250,0
CHANGAN	1	0	6	1		500,0
GAC	0	1	6	3	-100,0	100,0
JAGUAR	0	1	6	25	-100,0	-76,0
TOYOTA	2	0	5	0		
WULING	0	0	5	1		400,0
RIVIAN	0	0	4	0		
BLAVAL	0	0	3	0		
CHEVROLET	0	0	3	7		-57,1
SAIC-GM-WULING	0	0	3	0		



PASSENGER CARS

Brand / electric cars	October 2023	October 2022	10 months 2023	10 months 2022	Change October 2023 vs 2022, %	Change 10 months 2023 vs 2022, %
BAIC	0	0	2	0		
CHERY	0	1	2	7	-100,0	-71,4
JMEV	0	0	2	0		
ZHIJI	2	0	2	0		
BAOJUN	0	0	1	0		
ENOVATE	0	0	1	0		
YEMA	0	0	1	2		-50,0
JAC	0	0	0	22		-100,0
LINGSTAR	0	0	0	1		-100,0
SIMING	0	0	0	2		-100,0
TOTAL	3131	325	15757	2027	863,4	677,4
TOTAL Russian brands	251	11	1951	11	2181,8	17636,4
TOTAL foreign brands	2880	314	13806	2016	817,2	584,8

10 months 2023

VOYAH FREE
1 912 units **23800%**

ZEEKR 001
1 767 units **25142,9%**



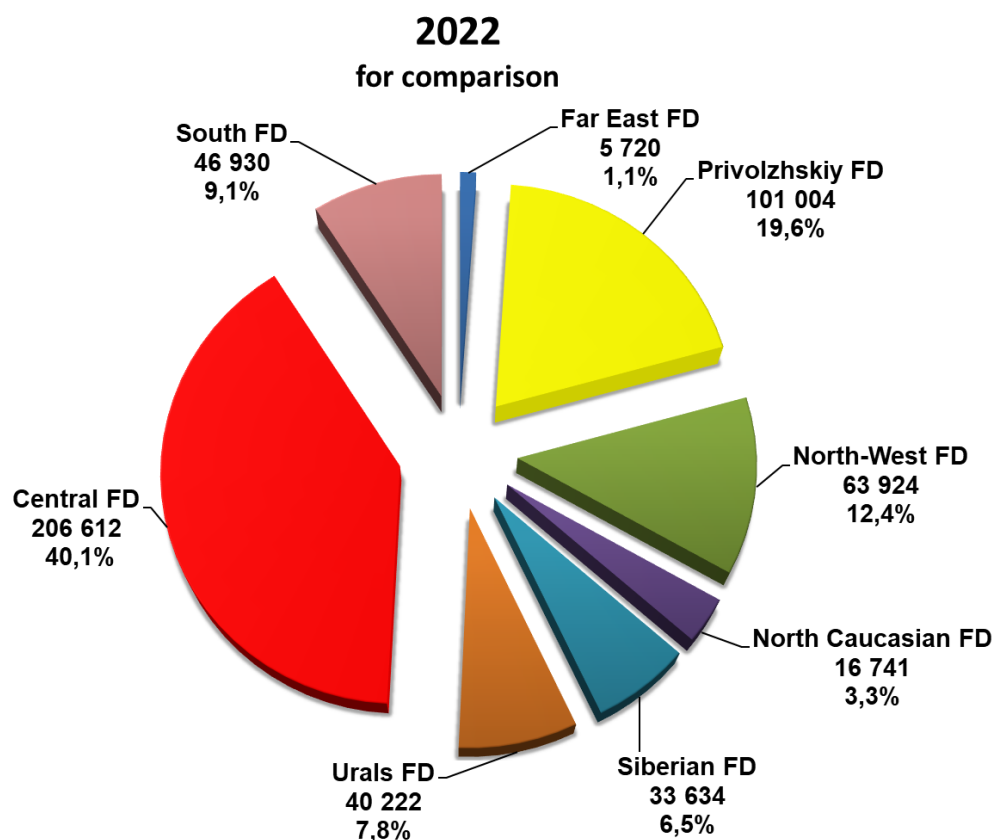
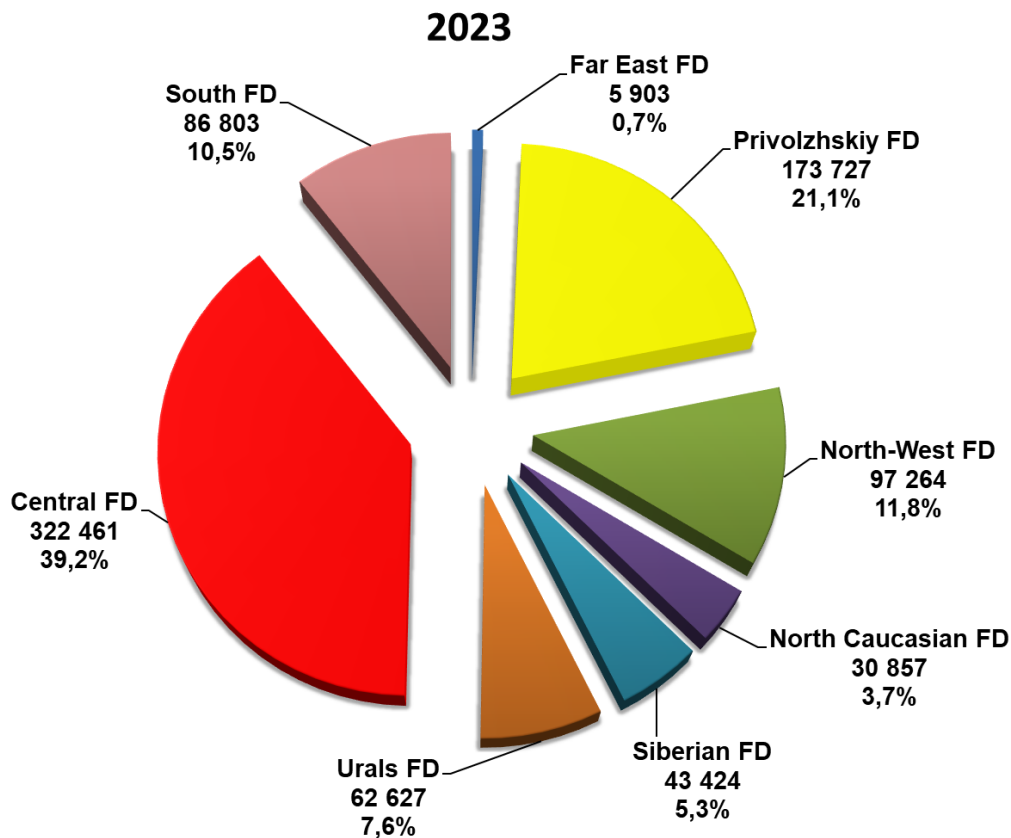
LI XIANG LIL9
1 129 units **NEW**





PASSENGER CARS

Structure of new car sales in Russia in 10 months 2023 by Federal District





LIGHT COMMERCIAL VEHICLES

Sales of new light commercial vehicles in Russia Including light trucks (N1 category) and minibuses (M2 category) in October and 10 months 2023 by brand (without pickups)

Brand	October 2023	October 2022	10 months 2023	10 months 2022	Change October 2023 vs 2022, %	Change 10 months 2023 vs 2022, %
GAZ	5 425	2 784	42 079	28 490	94,9	47,7
UAZ	1 480	1 235	12 533	9 856	19,8	27,2
SOLLERS	994	0	4 525	0		
LADA	406	391	3 405	5 448	3,8	-37,5
FORD	48	240	1 358	6 618	-80,0	-79,5
MERCEDES	118	85	1 295	848	38,8	52,7
VOLKSWAGEN	36	39	578	1 228	-7,7	-52,9
DONGFENG	111	4	528	11	2 675,0	4 700,0
PEUGEOT	25	88	346	2 061	-71,6	-83,2
SUZUKI	13	4	311	5	225,0	6 120,0
FIAT	14	3	263	173	366,7	52,0
KIA	30	9	261	53	233,3	392,5
CITROEN	16	60	222	1 526	-73,3	-85,5
IVECO	19	21	199	383	-9,5	-48,0
JAC	8	49	145	82	-83,7	76,8
TOYOTA	2	8	120	137	-75,0	-12,4
RENAULT	19	9	115	112	111,1	2,7
KAMAZ	60	0	100	0		
HYUNDAI	5	12	99	325	-58,3	-69,5
BAW	20	1	69	12	1 900,0	475,0
OPEL	4	37	66	569	-89,2	-88,4
MITSUBISHI	0	3	25	21	-100,0	19,0
CHANGAN	3	0	12	0		
NISSAN	0	1	10	7	-100,0	42,9
EVM	2	0	8	0		
HONGQI	2	0	6	0		
MAZ	0	0	6	1		500,0
SAIC-GM-WULING	3	0	5	0		
DAIHATSU	0	1	4	5	-100,0	-20,0
LDV	0	0	4	0		
MAXUS	0	0	4	0		
PVR	0	0	4	0		
WULING	0	0	4	0		
JINBEI	2	0	3	0		
MAN	0	2	3	2	-100,0	50,0
FORTHING	0	0	2	0		
BMC	1	0	1	0		
CHERY	1	0	1	0		
DAYUN	0	0	1	0		
GMC	0	0	1	3		-66,7
HONDA	0	0	1	0		
KAICENE	0	0	1	0		
LANDWIND JIANGLING - JMC	0	0	1	0		



LIGHT COMMERCIAL VEHICLES

Brand	October 2023	October 2022	10 months 2023	10 months 2022	Change October 2023 vs 2022, %	Change 10 months 2023 vs 2022, %
SKYWELL	0	0	1	0		
YUCHAI	0	0	1	0		
ASHOK LEYLAND	0	0	0	3		-100,0
DAEWOO	0	1	0	1	-100,0	-100,0
DFSK	0	0	0	2		-100,0
TOTAL	8 867	5 087	68 726	57 982	74,3	18,5
TOTAL Russian brands	8 367	4 410	62 650	43 794	89,7	43,1
TOTAL foreign brands	500	677	6 076	14 188	-26,1	-57,2

Sales of new electric light commercial vehicles (BEV) in Russia in October and 10 months 2023 by brand and model (without pickups)

Brand / electric LCV	October 2023	October 2022	10 months 2023	10 months 2022	Change October 2023 vs 2022, %	Change 10 months 2023 vs 2022, %
MERCEDES	2	2	19	29	0,0	-34,5
EVM	2	0	8	0		
LDV	0	0	3	0		
DONGFENG	0	0	3	0		
GAZ	1	0	3	1		200,0
WULING	0	0	3	0		
UAZ	0	0	2	0		
FORTHING	0	0	2	0		
SOLLERS	0	0	2	0		
FORD	0	0	1	0		
SKYWELL	0	0	1	0		
YUCHAI	0	0	1	0		
LANDWIND JIANGLING - JMC	0	0	1	0		
JINBEI	0	0	1	0		
BMC	1	0	1	0		
CHERY	1	0	1	0		
CHANGAN	1	0	1	0		
DFSK	0	0	0	1		-100,0
TOTAL	8	2	53	31	300,0	71,0
TOTAL Russian brands	3	0	15	1		1400,0
TOTAL foreign brands	5	2	38	30	150,0	26,7



LIGHT COMMERCIAL VEHICLES

Top 25 model ranking of new LCV sales including light trucks (N1 category) and minibuses (M2 category) in Russia, in October and 10 months 2023 (without pickups)

Rank	Model	Brand	October 2023	October 2022	10 months 2023	10 months 2022	Change October 2023 vs 2022, %	Change 10 months 2023 vs 2022, %
1	GAZelle NEXT	GAZ	3 579	1 651	26 651	16 609	116,8	60,5
2	3302 GAZelle	GAZ	627	498	5 512	5 071	25,9	8,7
3	3909	UAZ	594	606	5 199	4 806	-2,0	8,2
4	2752 SOBOL	GAZ	510	317	4 317	3 594	60,9	20,1
5	ATLANT	SOLLERS	809	0	3 773	0		
6	PROFI	UAZ	505	212	3 507	2 019	138,2	73,7
7	2349 WIS	LADA	367	162	2 743	948	126,5	189,3
8	2310 SOBOL	GAZ	220	132	1 532	1 345	66,7	13,9
9	2206	UAZ	142	171	1 445	929	-17,0	55,5
10	TRANSIT	FORD	43	240	1 323	6 616	-82,1	-80,0
11	3221 GAZelle	GAZ	90	67	1 131	638	34,3	77,3
12	2217 SOBOL	GAZ	101	67	1 021	756	50,7	35,1
13	V-CLASS	MERCEDES	87	51	965	254	70,6	279,9
14	3962	UAZ	76	52	839	736	46,2	14,0
15	3741	UAZ	92	135	833	918	-31,9	-9,3
16	SOBOL NN	GAZ	111	0	806	0		
17	ARGO	SOLLERS	185	0	752	0		
18	2705 GAZelle	GAZ	115	52	698	477	121,2	46,3
19	LARGUS FURGON	LADA	4	225	451	4 322	-98,2	-89,6
20	GAZelle NN	GAZ	71	0	409	0		
21	128811	UAZ	23	2	378	82	1 050,0	361,0
22	CAPTAIN T	DONGFENG	98	4	375	11	2 350,0	3 309,1
23	MULTIVAN	VOLKSWAGEN	17	22	362	168	-22,7	115,5
24	3303	UAZ	34	53	305	312	-35,8	-2,2
25	ERTIGO	SUZUKI	12	4	302	5	200,0	5 940,0

10 months 2023

GAZelle NEXT

26 651 units **60,5%**

GAZelle 3302

5 512 units **8,7%**

UAZ 3909

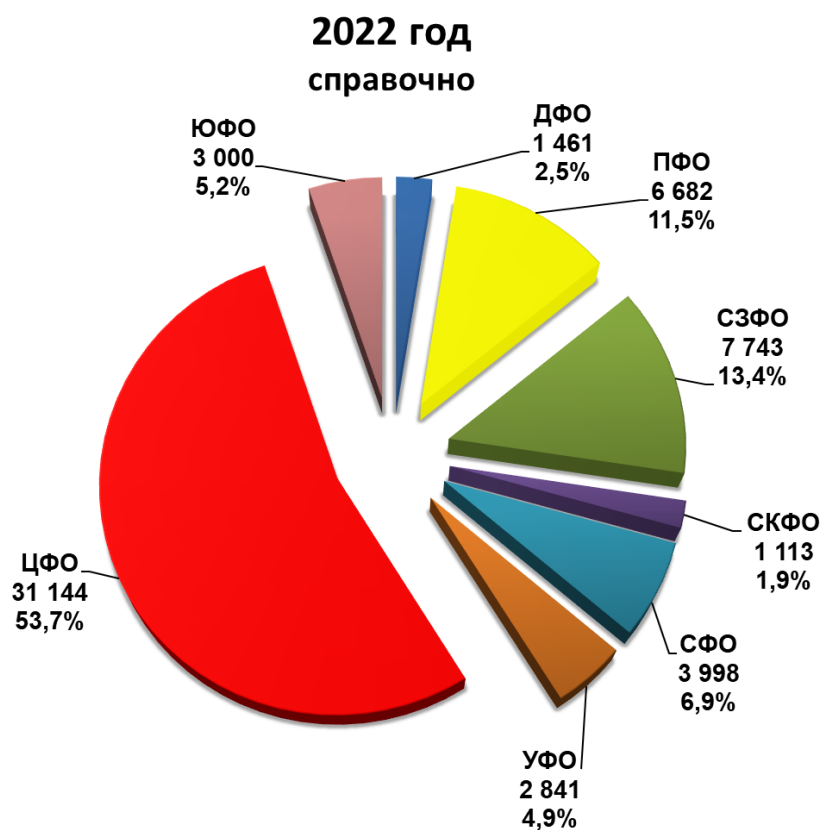
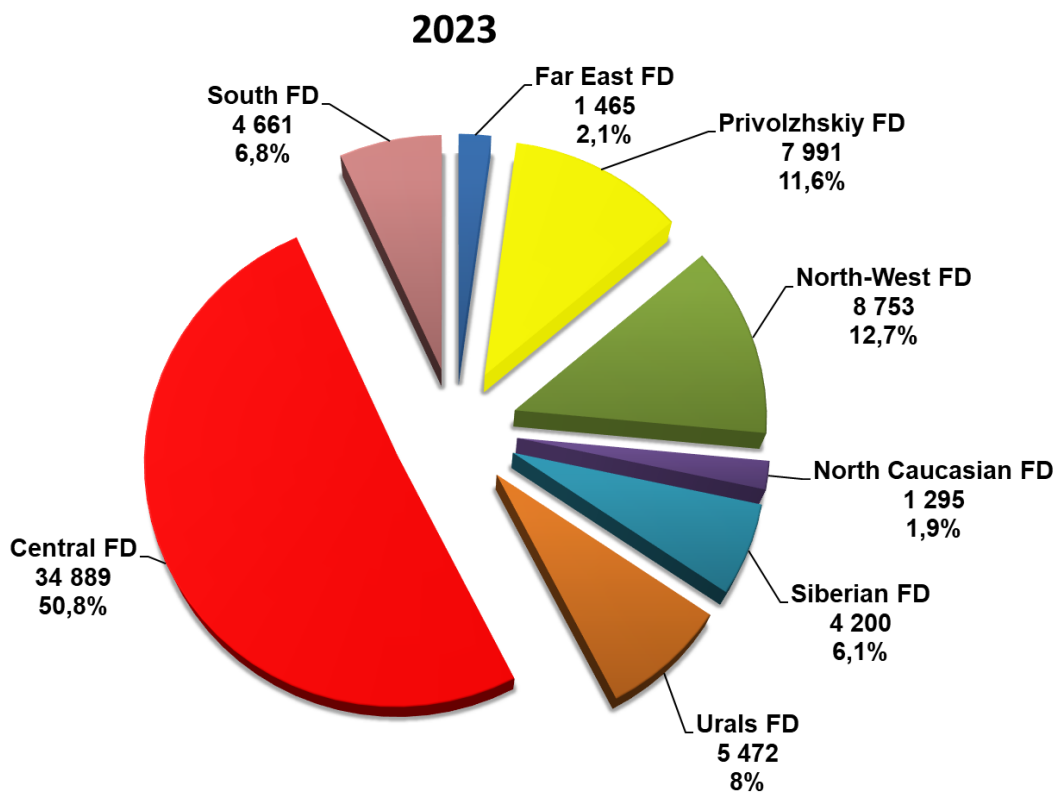
5 199 units **8,2%**





LIGHT COMMERCIAL VEHICLES

Structure of new LCV sales including light trucks (N1 category) and minibuses (M2 category) in Russia in 10 months 2023 by Federal District

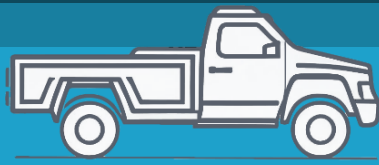




PICKUPS

Sales of new pickups in Russia in October and 10 months 2023 by brand

Brand	October 2023	October 2022	10 months 2023	10 months 2022	Change October 2023 vs 2022, %	Change 10 months 2023 vs 2022, %
GREAT WALL	411	187	3 783	831	119,8	355,2
UAZ	312	166	2 576	1 585	88,0	62,5
JAC	314	56	1 815	531	460,7	241,8
TOYOTA	91	101	1 443	1 253	-9,9	15,2
RAM	153	65	1 425	486	135,4	193,2
MITSUBISHI	98	72	1 380	884	36,1	56,1
DONGFENG	83	6	526	46	1 283,3	1 043,5
CHANGAN	110	0	498	0		
FORD	16	14	159	89	14,3	78,7
GMC	8	1	50	4	700,0	1 150,0
ISUZU	14	3	47	158	366,7	-70,3
JEEP	2	2	45	22	0,0	104,5
FOTON	30	1	40	1	2 900,0	3 900,0
CHEVROLET	4	1	18	6	300,0	200,0
HYUNDAI	4	0	11	0		
KAICENE	0	0	9	0		
VOLKSWAGEN	1	0	4	0		
RIVIAN	0	0	3	0		
LANDWIND JIANGLING - JMC	1	0	1	0		
NISSAN	0	0	1	1		0,0
RADAR	1	0	1	0		
VGX	0	0	1	0		
ZX-AUTO	1	0	1	0		
TOTAL	1 654	675	13 837	5 897	145,0	134,6
TOTAL Russian brands	312	166	2 576	1 585	88,0	62,5
TOTAL foreign brands	1 342	509	11 261	4 312	163,7	161,2



PICKUPS

Top 15 model ranking of new pickup sales in Russia in October and 10 months 2023

Rank	Model	Brand	October 2023	October 2022	10 months 2023	10 months 2022	Change October 2023 vs 2022, %	Change 10 months 2023 vs 2022, %
1	POER	GREAT WALL	199	120	2 817	565	65,8	398,6
2	2363 PICKUP	UAZ	312	166	2 576	1 585	88,0	62,5
3	T6	JAC	217	49	1 449	506	342,9	186,4
4	RAM	PICKUP	153	65	1 425	486	135,4	193,2
5	L200	MITSUBISHI	98	72	1 380	884	36,1	56,1
6	HILUX	TOYOTA	70	83	1 209	1 167	-15,7	3,6
7	WINGLE	GREAT WALL	4	67	603	266	-94,0	126,7
8	HUNTER PLUS	CHANGAN	110	0	498	0		
9	ZNA	DONGFENG	82	6	448	46	1 266,7	873,9
10	T8 PRO	JAC	97	0	360	0		
11	POER KINGKONG	GREAT WALL	207	0	357	0		
12	TUNDRA	TOYOTA	20	17	212	83	17,6	155,4
13	F-SERIES	FORD	10	11	112	85	-9,1	31,8
14	RICH	DONGFENG	1	0	77	0		
15	RANGER	FORD	6	3	47	4	100,0	1 075,0

10 months 2023

GREAT WALL POER
2 817 units **398,6%**

UAZ 2363 PICKUP
2 576 units **62,5%**

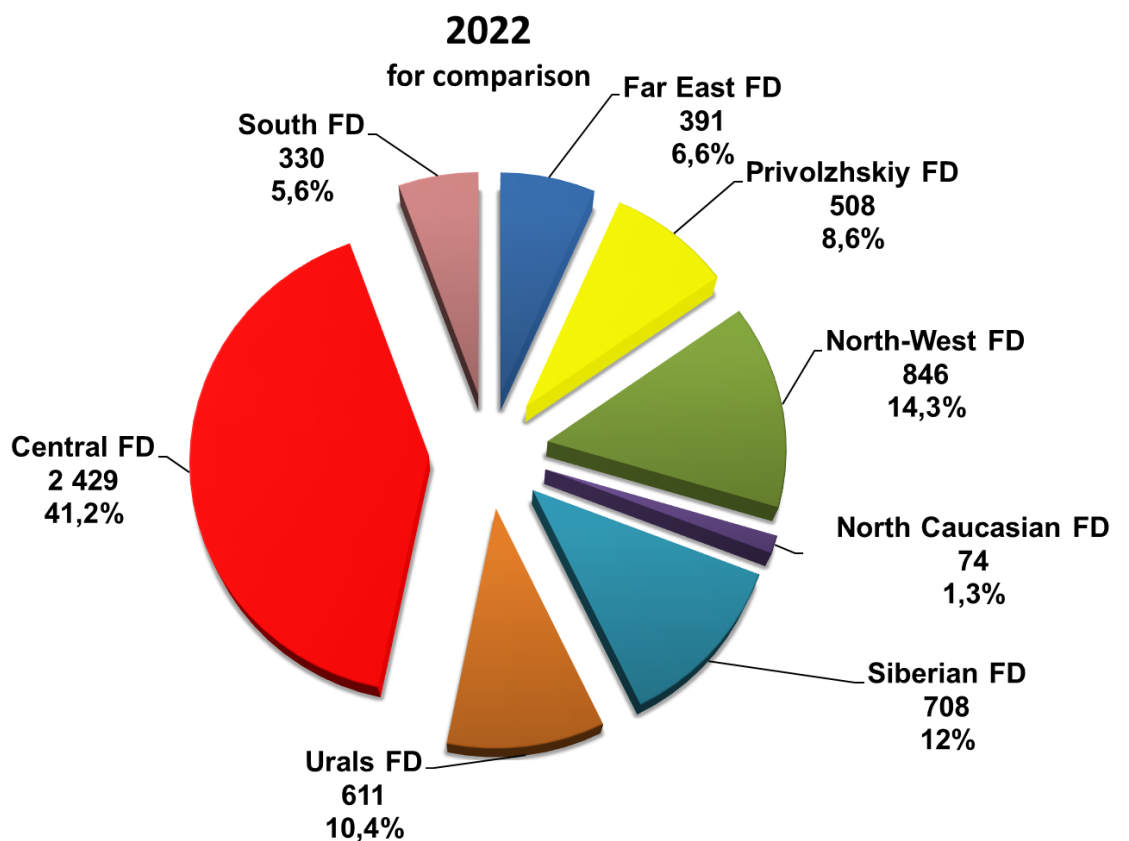
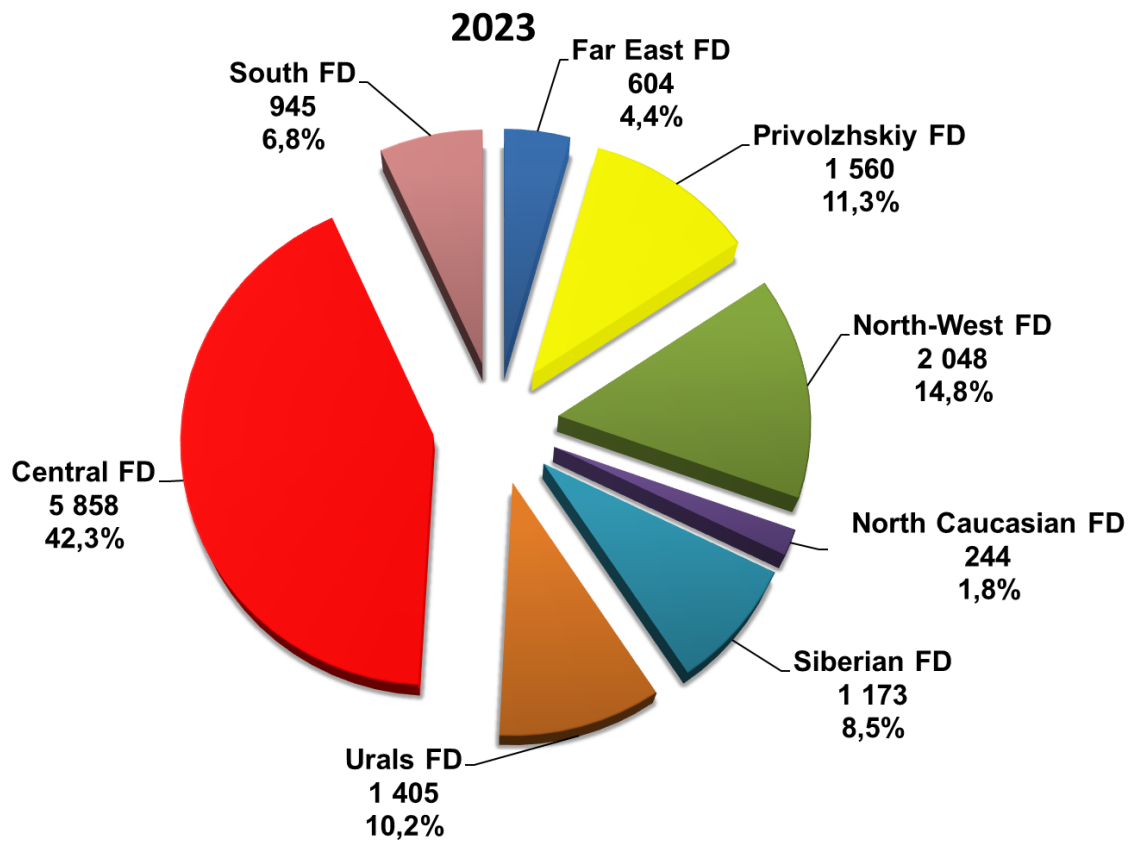
JAC T6
1 449 units **186,4%**





PICKUPS

Structure of sales of new pickups in Russia 10 months 2023 by Federal District



OUR CONTACTS



ASM Holding, OAO

21/5, Entrance 6, Kuznetsky Most Street, Moscow 107031

Contract Department, tel.: +7 495 626 0944

e-mail: inf@asm-holding.ru

Head of Market Research Centre – **VASILY SEIN**

e-mail: vasein@asm-holding.ru

Telegram: [@marketASM](https://www.instagram.com/marketASM)

Project Manager – **ALEXANDER STERLIKOV**

Mobile: +7 905 747 2431

e-mail: sterlikov@asm-holding.ru

Website: www.asm-holding.ru

Telegram: [@ASMHOLDING](https://www.instagram.com/ASMHOLDING)



Association of Russian Automakers (OAR)

8, Novovladykinsky Proezd, bldg. 5, POB 81, Moscow 127106

Tel.: +7 495 739 7095

e-mail: info_oar@mail.ru

Adviser for International Cooperation – **YURI KRAVTSOV**

e-mail: kravtsov_oar@mail.ru

Website: www.oar-info.ru