



PRESS-RELEASE

13 OCTOBER 2023

AUTOMOBILE MARKET OF RUSSIA IN SEPTEMBER AND JANUARY-SEPTEMBER 2023 PASSENGER CARS, LIGHT COMMERCIAL VEHICLES AND PICKUPS

In September 2023, sales of new passenger cars, light commercial vehicles and pickups in Russia grew by 121.2% year-on-year to 118 118 vehicles. In January-September 2023, the total sales were 784 143 vehicles, up 48.7% year-on-year*.

Sales results by type of motor vehicles:

- Passenger cars – 108 733 units in September 2023, up 129.3% YOY; 712 101 units in January-September 2023, up 51.7%. Among them electric vehicles (BEVs) – 3 023 units in September 2023, up 1071.7% YOY; 12 626 units in January-September 2023, up 641.8% YOY.
- Light commercial vehicles including light trucks (N1 category, without pickups) and minibuses (M2 category) – 7 649 units in September 2023, up 45.1% YOY; 59 859 units in January-September 2023, up 13.2% YOY. Among them electric vehicles (BEVs) – 5 units in September 2023, 0% YOY; 45 units in January-September 2023, up 32.4% YOY.
- Pickups – 1 736 units in September 2023, up 144.2% YOY; 12 183 units in January-September 2023, up 133.3% YOY.

* without sales to military, law enforcement and diplomatic agencies in RF

COMMENT:

Alexander Kovrigin, Deputy Managing Director of ASM Holding, commented:

Sales of passenger cars on the Russian market grew by 129.3% in September 2023. Such growth was mainly due to a low comparative base in 2022 stipulated by the Special Military Operation and an impact of the sanctions. Any further growth of sales will depend on consumer buying capacity, car price movement, etc. We expect that new car sales, with sufficient saturation of the market, can grow in 2023 by 50% over the 2022 result. We should note a significant growth of passenger BEV sales which amounted to 12 626 units in 9 months, up 641.8% year-on-year.

In September 2023, we observed a notable 144.2% increase of new pickup sales. The situation in this segment is similar to that with cars. The GREAT WALL brand pickups set a sales record in September showing 423.6% growth and grabbing a big market share. We forecast growth of sales in this segment through 2023 by 130-150%.

Sales in the segment of light commercial vehicles grew by 45.1% in September. The growth in this segment is mainly due to high sales results of GAZ, UAZ, LADA and SOLLERS brands taking cumulatively up to a 90% market share. We expect growth of LCV sales in 2023 by 20% over the previous year's result.

OUR CONTACTS:

ASM Holding, OAO

21/5, Kuznetsky Most St., 107031, Moscow, Russia

Tel: +7 (495) 625-51-79, +7 (495) 626-04-71

e-mail: inf@asm-holding.ru

Association of Russian Automakers (OAR)

8, Novovladykinsky Proezd, bldg 5, POB 81, 127106, Moscow, Russia

Tel: +7 (495) 739 70 95

e-mail: info_oar@mail.ru

MIMS
automobility
MOSCOW

our partners



Developed by specialists of
AVTOSTAT-INFO



PASSENGER CARS

Sales of new passenger cars in Russia in September and 9 months 2023 by brand

Brand	September 2023	September 2022	9 months 2023	9 months 2022	Change September 2023 vs 2022, %	Change 9 months 2023 vs 2022, %
LADA	35 071	17 965	227 113	117 701	95,2	93,0
CHERY	12 145	4 020	84 149	21 815	202,1	285,7
HAVAL	11 101	3 309	69 667	21 025	235,5	231,4
GEELY	9 197	2 948	59 589	15 390	212,0	287,2
OMODA	5 239	0	29 843	0		
EXEED	4 501	1 340	29 837	5 319	235,9	461,0
KIA	2 346	3 979	27 641	57 322	-41,0	-51,8
CHANGAN	5 929	244	26 917	1 603	2 329,9	1 579,2
HYUNDAI	1 657	3 668	23 140	47 984	-54,8	-51,8
TOYOTA	2 169	1 441	16 500	24 051	50,5	-31,4
JAC	837	78	7 937	341	973,1	2 227,6
MOSKVICH	1 113	0	7 651	0		
TANK	1 465	0	6 947	0		
BMW	844	258	6 715	9 610	227,1	-30,1
VOLKSWAGEN	680	1 015	6 517	17 391	-33,0	-62,5
UAZ	975	579	5 914	5 067	68,4	16,7
MITSUBISHI	670	762	5 591	9 549	-12,1	-41,4
MERCEDES	610	417	5 166	9 220	46,3	-44,0
KAIYI	1 043	0	5 024	0		
MAZDA	448	549	4 715	9 048	-18,4	-47,9
RENAULT	166	1 631	4 466	36 945	-89,8	-87,9
LEXUS	485	262	3 820	2 970	85,1	28,6
JETOUR	1 604	0	3 669	0		
FAW	802	187	3 546	793	328,9	347,2
SKODA	372	683	3 475	18 800	-45,5	-81,5
CHEVROLET	216	198	3 053	2 135	9,1	43,0
AUDI	401	167	2 691	3 611	140,1	-25,5
VOYAH	521	3	2 542	4	17 266,7	63 450,0
JETTA	855	0	2 344	0		
NISSAN	94	513	1 708	15 078	-81,7	-88,7
LAND ROVER	202	70	1 607	1 519	188,6	5,8
BAIC	648	0	1 481	0		
EVOLUTE	188	0	1 412	0		
PORSCHE	159	80	1 391	1 690	98,8	-17,7
ZEEKR	646	2	1 383	3	32 200,0	46 000,0
GAC	407	68	1 363	346	498,5	293,9
SUBARU	170	109	1 338	1 330	56,0	0,6
LIVAN	535	0	1 285	0		
SUZUKI	116	94	1 253	1 846	23,4	-32,1
LI XIANG	497	5	1 187	9	9 840,0	13 088,9
HONGQI	365	11	1 066	21	3 218,2	4 976,2



PASSENGER CARS

Brand	September 2023	September 2022	9 months 2023	9 months 2022	Change September 2023 vs 2022, %	Change 9 months 2023 vs 2022, %
GENESIS	108	165	1 065	1 895	-34,5	-43,8
TESLA	118	65	1 018	733	81,5	38,9
HONDA	132	59	900	556	123,7	61,9
JEEP	89	81	900	716	9,9	25,7
CADILLAC	36	25	517	348	44,0	48,6
BYD	57	9	426	49	533,3	769,4
VOLVO	41	63	347	1 794	-34,9	-80,7
CITROEN	10	12	338	363	-16,7	-6,9
FORD	52	43	313	222	20,9	41,0
DFSK	44	37	305	185	18,9	64,9
INFINITI	25	60	293	892	-58,3	-67,2
SKYWELL	54	1	248	14	5 300,0	1 671,4
SOUEAST	62	0	215	0		
DODGE	35	21	190	123	66,7	54,5
GMC	21	4	178	15	425,0	1 086,7
MG	1	0	173	1		17 200,0
AVATR	44	0	163	0		
LYNK AND CO	36	0	147	0		
MINI	18	19	135	683	-5,3	-80,2
FORTHING	32	0	129	0		
BENTLEY	16	8	111	75	100,0	48,0
IRAN KHODRO	27	0	90	0		
AURUS	5	5	88	45	0,0	95,6
LAMBORGHINI	9	5	86	26	80,0	230,8
PEUGEOT	3	13	77	356	-76,9	-78,4
HIPHI	20	0	76	0		
SSANGYONG	12	2	76	6	500,0	1 166,7
JAGUAR	7	9	71	159	-22,2	-55,3
ROLLS ROYCE	5	6	60	84	-16,7	-28,6
LINCOLN	8	4	54	16	100,0	237,5
ACURA	4	5	53	20	-20,0	165,0
LOTUS	22	0	43	0		
MASERATI	4	4	39	63	0,0	-38,1
AEOLUS	21	0	36	0		
FERRARI	2	1	35	31	100,0	12,9
ISUZU	3	8	33	113	-62,5	-70,8
HUAWEI	4	0	32	0		
BUICK	5	0	30	13		130,8
ALFA ROMEO	3	2	29	8	50,0	262,5
FIAT	3	0	26	23		13,0
SOKON	6	0	26	0		
NIO	3	0	22	0		
DAIHATSU	2	2	21	8	0,0	162,5
DONGFENG	0	0	19	4		375,0



PASSENGER CARS

Brand	September 2023	September 2022	9 months 2023	9 months 2022	Change September 2023 vs 2022, %	Change 9 months 2023 vs 2022, %
DAEWOO	0	5	18	5	-100,0	260,0
WELTMEISTER	3	0	18	6		200,0
DENZA	10	0	17	0		
ALPINA	1	0	15	2		650,0
POLESTAR	1	1	14	2	0,0	600,0
OPEL	0	4	13	119	-100,0	-89,1
LEAPMOTOR	4	0	12	0		
HOZON	2	0	9	6		50,0
XIAOPENG	1	0	9	10		-10,0
ASTON MARTIN	0	1	8	5	-100,0	60,0
DACIA	1	1	8	2	0,0	300,0
ORA	2	0	8	1		700,0
OSHAN	2	1	7	1	100,0	600,0
SMART	1	0	7	7		0,0
CUPRA	2	0	6	0		
WULING	0	1	5	1	-100,0	400,0
CHRYSLER	1	1	4	5	0,0	-20,0
RIVIAN	0	0	4	0		
BLAVAL	0	0	3	0		
DAYUN	1	0	3	0		
ROEWE	0	0	3	0		
SAIC-GM-WULING	0	0	3	0		
SEHOL	1	0	3	0		
JMEV	0	0	2	0		
MAXUS	1	0	2	0		
MCLAREN	0	1	2	2	-100,0	0,0
SAMSUNG	0	0	2	0		
ALPINE	0	0	1	0		
BAOJUN	0	0	1	0		
BAW	0	0	1	0		
ENOVATE	0	0	1	0		
HAIMA	0	0	1	0		
LINKTOUR	0	0	1	0		
MORGAN	0	0	1	0		
RAVON	0	0	1	1		0,0
VGV	1	0	1	0		
YEMA	0	0	1	2		-50,0
APAL	0	0	0	2		-100,0
DATSUN	0	0	0	5		-100,0
GAZ	0	1	0	3	-100,0	-100,0
LINGSTAR	0	0	0	1		-100,0
LUCID	0	0	0	1		-100,0
SIMING	0	0	0	2		-100,0
SMA	0	0	0	2		-100,0
TOTAL	108 733	47 410	712 101	469 368	129,3	51,7
TOTAL Russian brands	37 352	18 550	242 178	122 818	101,4	97,2
TOTAL foreign brands	71 381	28 860	469 923	346 550	147,3	35,6

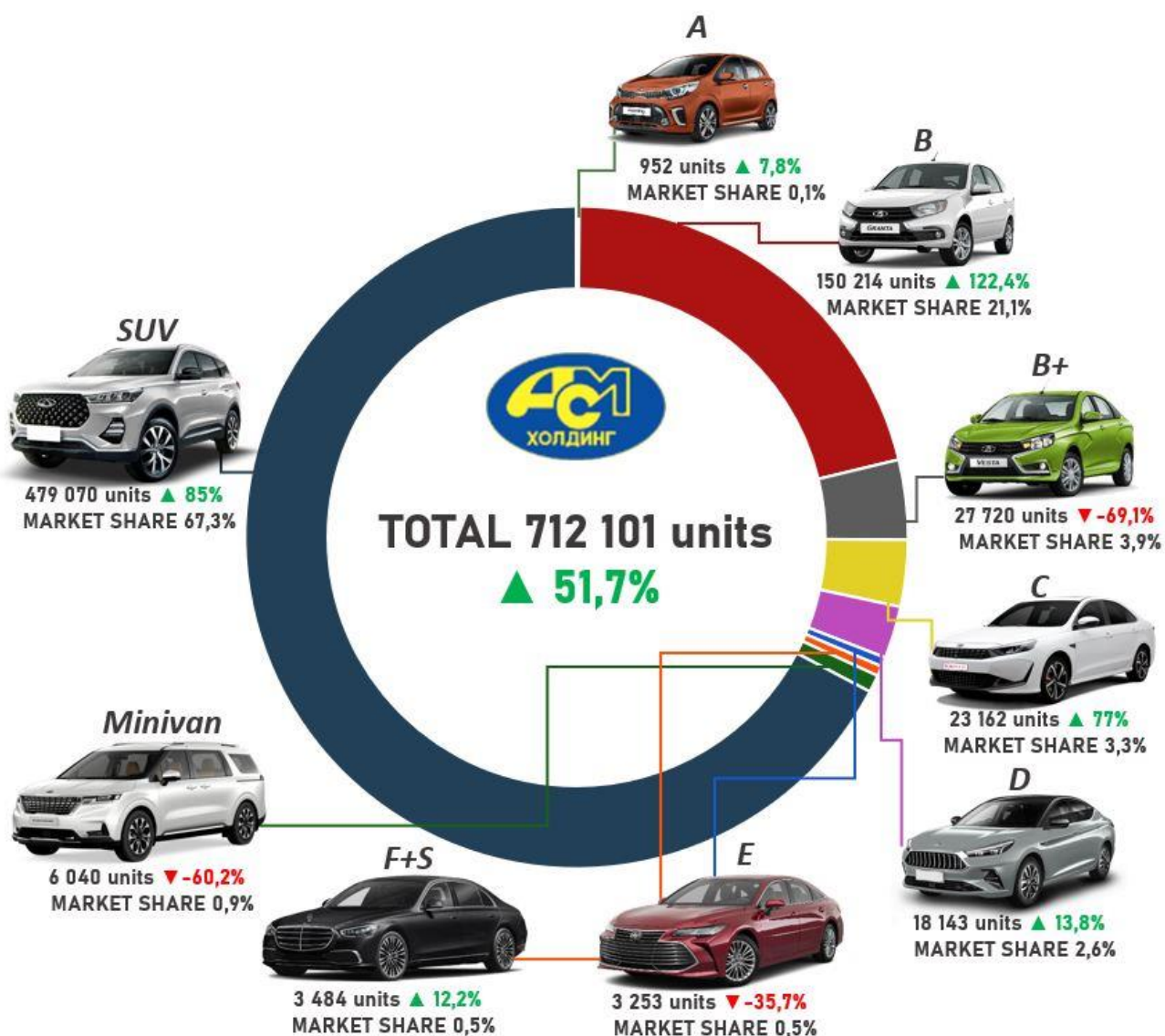


PASSENGER CARS

Sales of new passenger cars in Russia in September and 9 months 2023 by class

Class	September 2023	September 2022	9 months 2023	9 months 2022	Market share September 2023, %	Market share 9 months 2023, %	Change September 2023 vs 2022, %	Change 9 months 2023 vs 2022, %
A	45	106	952	883	0,0	0,1	-57,6	7,8
B	19 652	13 411	150 214	67 538	18,1	21,1	46,5	122,4
B+	6 642	4 142	27 720	89 645	6,1	3,9	60,4	-69,1
C	4 495	986	23 162	13 086	4,1	3,3	355,9	77,0
D	2 869	1 115	18 143	15 940	2,6	2,6	157,3	13,8
E	554	223	3 253	5 057	0,5	0,5	148,4	-35,7
F+S	511	236	3 484	3 105	0,5	0,5	116,5	12,2
Minivan	751	858	6 040	15 185	0,7	0,9	-12,5	-60,2
SUV	73 203	26 329	479 070	258 894	67,3	67,3	178,0	85,0
Not identified	11	4	63	35	0,0	0,0	175,0	80,0
TOTAL	108 733	47 410	712 101	469 368	100,0	100,0	129,4	51,7

9 months 2023





PASSENGER CARS

Top 25 model ranking of new passenger car sales in Russia in September and 9 months 2023

Rank	Model	Brand	September 2023	September 2022	9 months 2023	9 months 2022	Change September 2023 vs 2022, %	Change 9 months 2023 vs 2022, %
1	GRANTA	LADA	19 452	12 420	146 640	52 343	56,6	180,2
2	TIGGO 7 PRO	CHERY	5 531	2 347	38 612	9 310	135,7	314,7
3	JOLION	HAVAL	5 744	2 163	34 843	11 097	165,6	214,0
4	2123 NIVA	LADA	5 014	1 056	32 826	10 302	374,8	218,6
5	COOLRAY	GEELY	3 204	1 477	27 637	7 049	116,9	292,1
6	C5	OMODA	4 109	0	26 196	0		
7	2121 NIVA	LADA 4x4	4 132	2 064	25 725	7 851	100,2	227,7
8	TIGGO 4 PRO	CHERY	3 634	140	20 758	140	2 495,7	14 727,1
9	VESTA	LADA	6 403	1 477	20 733	28 699	333,5	-27,8
10	ATLAS PRO	GEELY	1 658	832	12 079	4 080	99,3	196,1
11	LX	EXEED	1 760	424	11 669	1 254	315,1	830,5
12	F7	HAVAL	1 236	512	11 381	4 244	141,4	168,2
13	TIGGO 8 PRO	CHERY	1 436	295	11 057	895	386,8	1 135,4
14	TUGELLA	GEELY	1 359	544	10 665	3 327	149,8	220,6
15	TXL	EXEED	1 060	550	9 516	2 242	92,7	324,4
16	DARGO	HAVAL	1 732	173	9 154	687	901,2	1 232,5
17	F7X	HAVAL	779	352	9 134	3 509	121,3	160,3
18	MONJARO	GEELY	2 738	2	8 255	2	136 800,0	412 650,0
19	SPORTAGE	KIA	647	876	8 047	7 024	-26,1	14,6
20	TUCSON	HYUNDAI	486	725	7 632	4 895	-33,0	55,9
21	MOSKVICH 3	MOSKVICH	1 087	0	7 363	0		
22	VX	EXEED	684	366	6 969	1 823	86,9	282,3
23	CS55	CHANGAN	905	39	6 380	372	2 220,5	1 615,1
24	CS35	CHANGAN	885	55	6 161	534	1 509,1	1 053,7
25	J7	JAC	600	31	5 921	149	1 835,5	3 873,8

9 months 2023

LADA GRANTA

146 640 units **180,2%**

CHERY TIGGO 7 PRO
38 612 units **314,7%**



HAVAL JOLION
34 843 units **214%**





PASSENGER CARS

Sales of new electric cars (BEV) in Russia in September and 9 months 2023 by brand

Brand / electric cars	September 2023	September 2022	9 months 2023	9 months 2022	Change September 2023 vs 2022, %	Change 9 months 2023 vs 2022, %
VOYAH	521	3	2542	4	17266,7	63450,0
VOLKSWAGEN	290	71	1576	134	308,5	1076,1
EVOLUTE	188	0	1412	0		
ZEEKR	646	2	1383	3	32200,0	46000,0
LI XIANG	497	5	1187	9	9840,0	13088,9
HONGQI	365	11	1066	21	3218,2	4976,2
TESLA	118	65	1018	733	81,5	38,9
BYD	57	9	426	49	533,3	769,4
BMW	39	12	291	50	225,0	482,0
MOSKVICH	26	0	288	0		
SKYWELL	54	1	248	14	5300,0	1671,4
HONDA	38	8	217	17	375,0	1176,5
AVATR	44	0	163	0		
AUDI	17	23	158	213	-26,1	-25,8
MERCEDES	19	13	113	31	46,2	264,5
PORSCHE	16	13	87	172	23,1	-49,4
HIPHI	20	0	76	0		
HYUNDAI	5	5	49	25	0,0	96,0
LOTUS	22	0	43	0		
HUAWEI	4	0	32	0		
SOKON	6	0	26	0		
NIO	3	0	22	0		
NISSAN	2	4	22	29	-50,0	-24,1
WELTMEISTER	3	0	18	6		200,0
DONGFENG	0	0	17	4		325,0
FORD	3	4	16	23	-25,0	-30,4
POLESTAR	1	1	14	2	0,0	600,0
LEAPMOTOR	4	0	12	0		
GEELY	1	0	10	2		400,0
HOZON	2	0	9	6		50,0
XIAOPENG	1	0	9	10		-10,0
KIA	0	0	8	6		33,3
ORA	2	0	8	1		700,0
MAZDA	0	4	7	68	-100,0	-89,7
FIAT	1	0	6	2		200,0
GAC	5	0	6	2		200,0
JAGUAR	1	1	6	24	0,0	-75,0
CHANGAN	0	0	5	1		400,0
WULING	0	1	5	1	-100,0	400,0
RIVIAN	0	0	4	0		
BLAVAL	0	0	3	0		



PASSENGER CARS

Brand / electric cars	September 2023	September 2022	9 months 2023	9 months 2022	Change September 2023 vs 2022, %	Change 9 months 2023 vs 2022, %
CHEVROLET	0	1	3	7	-100,0	-57,1
SAIC-GM-WULING	0	0	3	0		
TOYOTA	2	0	3	0		
BAIC	0	0	2	0		
CHERY	0	1	2	6	-100,0	-66,7
JMEV	0	0	2	0		
BAOJUN	0	0	1	0		
ENOVATE	0	0	1	0		
YEMA	0	0	1	2		-50,0
JAC	0	0	0	22		-100,0
LINGSTAR	0	0	0	1		-100,0
SIMING	0	0	0	2		-100,0
TOTAL	3023	258	12626	1702	1071,7	641,8
TOTAL Russian brands	214	0	1700	0		
TOTAL foreign brands	2809	258	10926	1702	988,8	542,0

9 months 2023

VOYAH FREE
1 659 units **NEW**

ZEEKR 001
1 229 units **40886,7%**



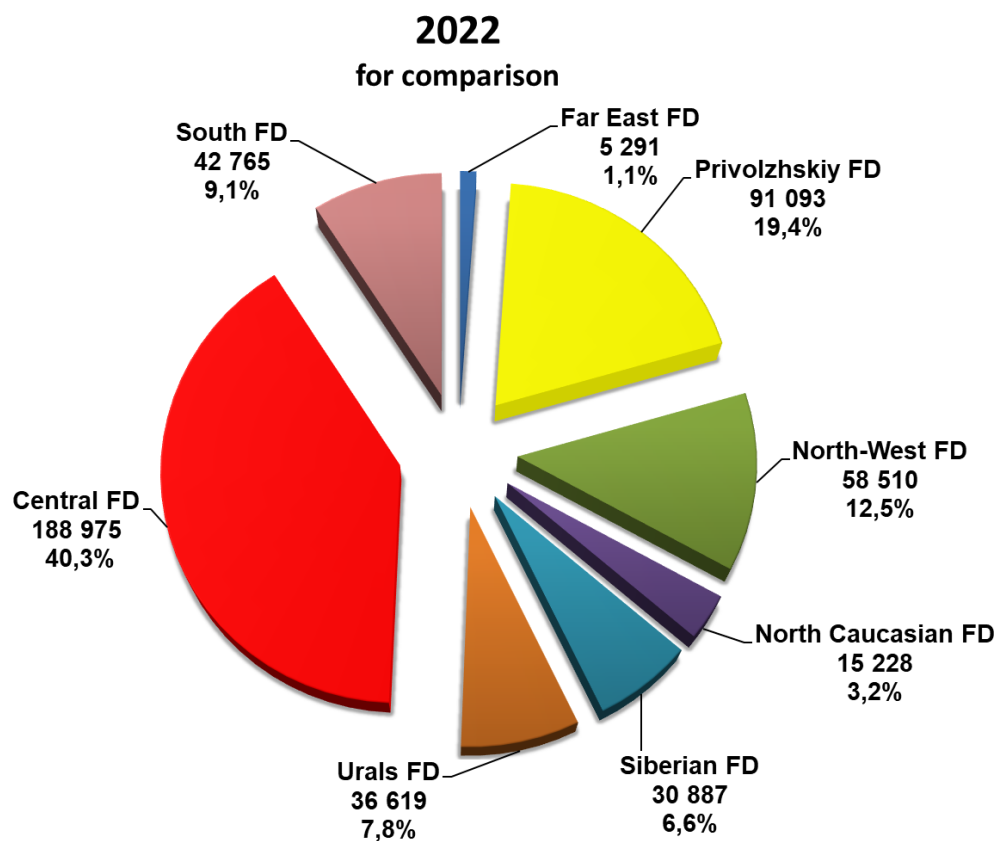
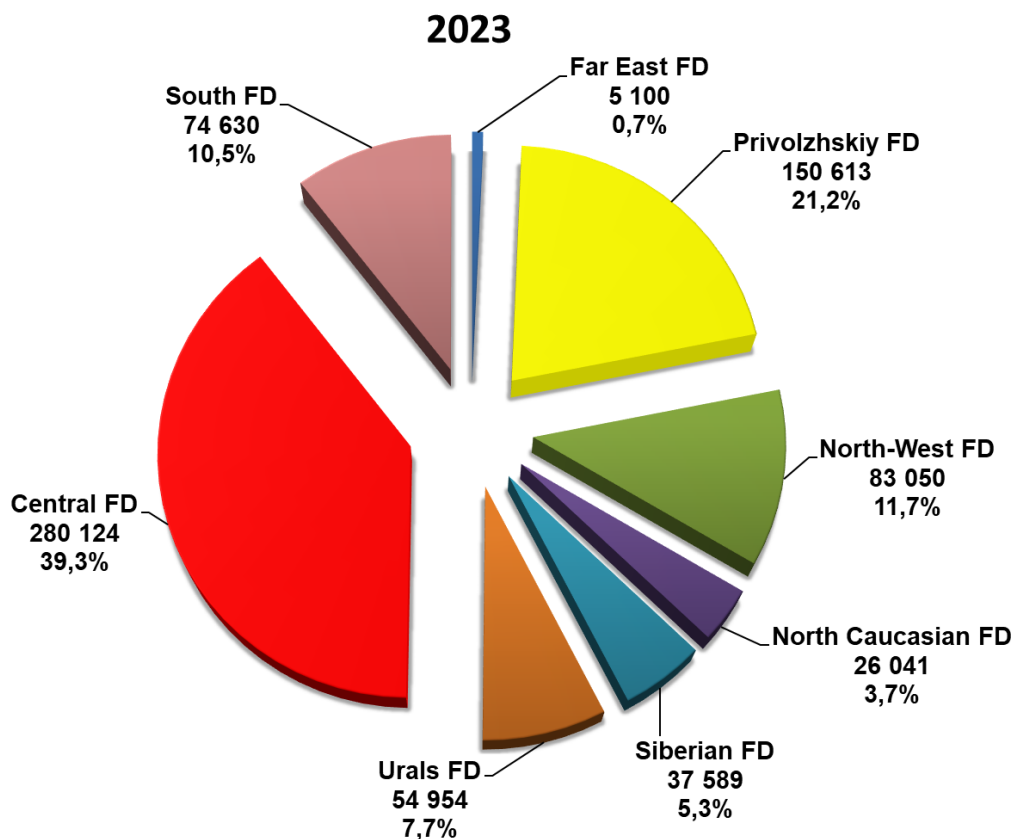
VOLKSWAGEN ID4
988 units **868,6%**





PASSENGER CARS

Structure of new car sales in Russia in 9 months 2023 by Federal District





LIGHT COMMERCIAL VEHICLES

Sales of new light commercial vehicles in Russia Including light trucks (N1 category) and minibuses (M2 category) in September and 9 months 2023 by brand (without pickups)

Brand	September 2023	September 2022	9 months 2023	9 months 2022	Change September 2023 vs 2022, %	Change 9 months 2023 vs 2022, %
GAZ	4 572	2 908	36 654	25 706	57,2	42,6
UAZ	1 343	1 233	11 053	8 621	8,9	28,2
SOLLERS	662	0	3 531	0		
LADA	468	416	2 999	5 057	12,5	-40,7
FORD	51	221	1 310	6 378	-76,9	-79,5
MERCEDES	130	74	1 177	763	75,7	54,3
VOLKSWAGEN	37	38	542	1 189	-2,6	-54,4
DONGFENG	152	6	417	7	2 433,3	5 857,1
PEUGEOT	19	128	321	1 973	-85,2	-83,7
SUZUKI	12	1	298	1	1 100,0	29 700,0
FIAT	20	2	249	170	900,0	46,5
KIA	28	4	231	44	600,0	425,0
CITROEN	15	113	206	1 466	-86,7	-85,9
IVECO	15	25	180	362	-40,0	-50,3
JAC	28	0	137	33		315,2
TOYOTA	14	8	118	129	75,0	-8,5
RENAULT	10	10	96	103	0,0	-6,8
HYUNDAI	12	21	94	313	-42,9	-70,0
OPEL	2	48	62	532	-95,8	-88,3
BAW	4	6	49	11	-33,3	345,5
KAMAZ	40	0	40	0		
MITSUBISHI	2	5	25	18	-60,0	38,9
NISSAN	1	0	10	6		66,7
CHANGAN	1	0	9	0		
MAZ	1	1	6	1	0,0	500,0
EVM	0	0	6	0		
DAIHATSU	3	1	4	4	200,0	0,0
HONGQI	2	0	4	0		
LDV	0	0	4	0		
MAXUS	1	0	4	0		
PVR	0	0	4	0		
WULING	0	0	4	0		
MAN	0	0	3	0		
FORTHING	0	0	2	0		
SAIC-GM-WULING	2	0	2	0		
DAYUN	0	0	1	0		
GMC	0	0	1	3		-66,7
HONDA	0	0	1	0		
JINBEI	1	0	1	0		
KAICENE	0	0	1	0		



LIGHT COMMERCIAL VEHICLES

Brand	September 2023	September 2022	9 months 2023	9 months 2022	Change September 2023 vs 2022, %	Change 9 months 2023 vs 2022, %
LANDWIND JIANGLING - JMC	1	0	1	0		
SKYWELL	0	0	1	0		
YUCHAI	0	0	1	0		
ASHOK LEYLAND	0	0	0	3		-100,0
DFSK	0	1	0	2	-100,0	-100,0
TOTAL	7 649	5 270	59 859	52 895	45,1	13,2
TOTAL Russian brands	7 045	4 557	54 243	39 384	54,6	37,7
TOTAL foreign brands	604	713	5 616	13 511	-15,3	-58,4

Sales of new electric light commercial vehicles (BEV) in Russia in September and 9 months 2023 by brand and model (without pickups)

Brand / electric LCV	September 2023	September 2022	9 months 2023	9 months 2022	Change September 2023 vs 2022, %	Change 9 months 2023 vs 2022, %
MERCEDES	2	5	17	32	-60,0	-46,9
EVM	0	0	6	0		
LDV	0	0	3	0		
DONGFENG	0	0	3	0		
UAZ	0	0	2	0		
FORTHING	0	0	2	0		
SOLLERS	0	0	2	0		
GAZ	1	0	2	1		100,0
FORD	0	0	1	0		
SKYWELL	0	0	1	0		
YUCHAI	0	0	1	0		
LANDWIND JIANGLING - JMC	1	0	1	0		
JINBEI	1	0	1	0		
WULING	0	0	3	0		
DFSK	0	0	0	1		-100,0
TOTAL	5	5	45	34	0,0	32,4
TOTAL Russian brands	1	0	12	1		1100,0
TOTAL foreign brands	4	5	33	33	-20,0	0,0



LIGHT COMMERCIAL VEHICLES

Top 25 model ranking of new LCV sales including light trucks (N1 category) and minibuses (M2 category) in Russia, in September and 9 months 2023 (without pickups)

Rank	Model	Brand	September 2023	September 2022	9 months 2023	9 months 2022	Change September 2023 vs 2022, %	Change 9 months 2023 vs 2022, %
1	GAZelle NEXT	GAZ	2 783	1 668	23 072	14 958	66,8	54,2
2	3302 GAZelle	GAZ	665	556	4 885	4 573	19,6	6,8
3	3909	UAZ	581	481	4 605	4 200	20,8	9,6
4	2752 SOBOL	GAZ	504	384	3 807	3 277	31,2	16,2
5	PROFI	UAZ	406	242	3 002	1 807	67,8	66,1
6	ATLANT	SOLLERS	525	0	2 964	0		
7	2349 WIS	LADA	411	168	2 376	786	144,6	202,3
8	2310 SOBOL	GAZ	126	137	1 312	1 213	-8,0	8,2
9	2206	UAZ	170	157	1 303	758	8,3	71,9
10	TRANSIT	FORD	43	221	1 280	6 376	-80,5	-79,9
11	3221 GAZelle	GAZ	130	43	1 041	571	202,3	82,3
12	2217 SOBOL	GAZ	122	73	920	689	67,1	33,5
13	V-CLASS	MERCEDES	103	37	878	203	178,4	332,5
14	3962	UAZ	73	131	763	684	-44,3	11,5
15	3741	UAZ	73	180	741	783	-59,4	-5,4
16	SOBOL NN	GAZ	92	0	695	0		
17	2705 GAZelle	GAZ	97	47	583	425	106,4	37,2
18	ARGO	SOLLERS	137	0	567	0		
19	LARGUS FURGON	LADA	5	239	447	4 097	-97,9	-89,1
20	128811	UAZ	9	0	355	80		343,8
21	MULTIVAN	VOLKSWAGEN	22	15	345	146	46,7	136,3
22	GAZelle NN	GAZ	53	0	338	0		
23	ERTIGO	SUZUKI	11	1	290	1	1 000,0	28 900,0
24	CAPTAIN T	DONGFENG	60	6	277	7	900,0	3 857,1
25	3303	UAZ	28	42	271	259	-33,3	4,6

9 months 2023

GAZelle NEXT

23 072 units **54,2%**

GAZelle 3302
4 885 units **6,8%**



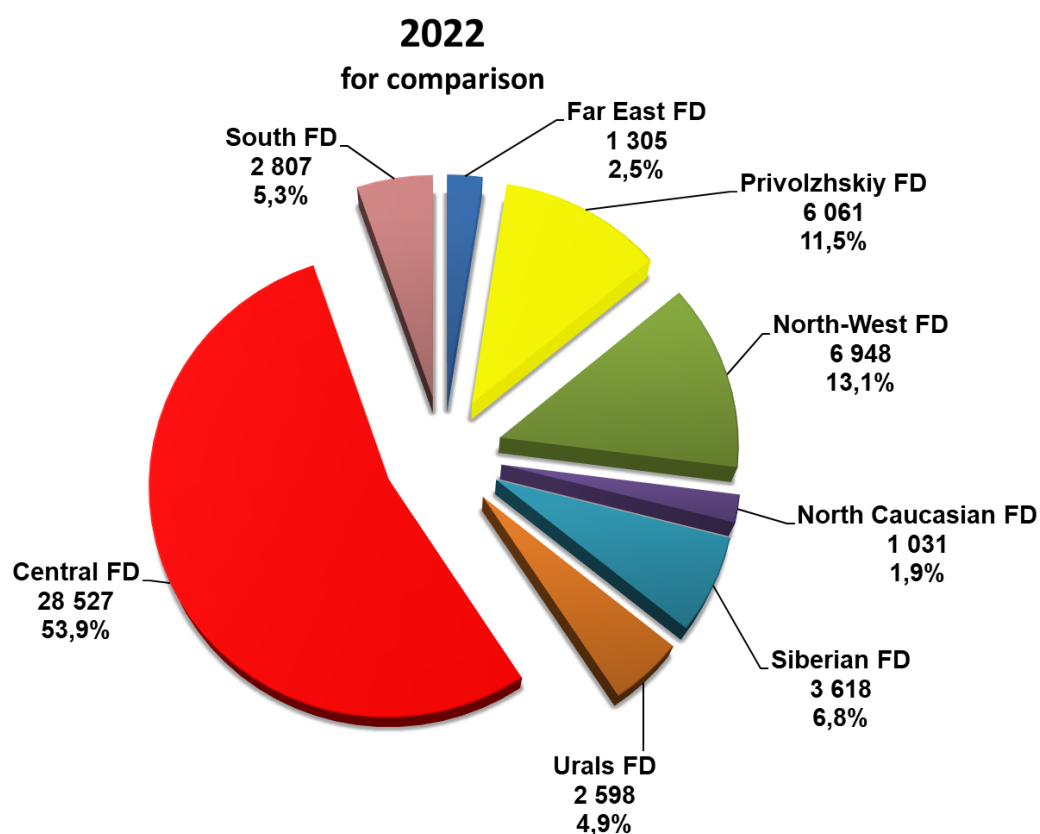
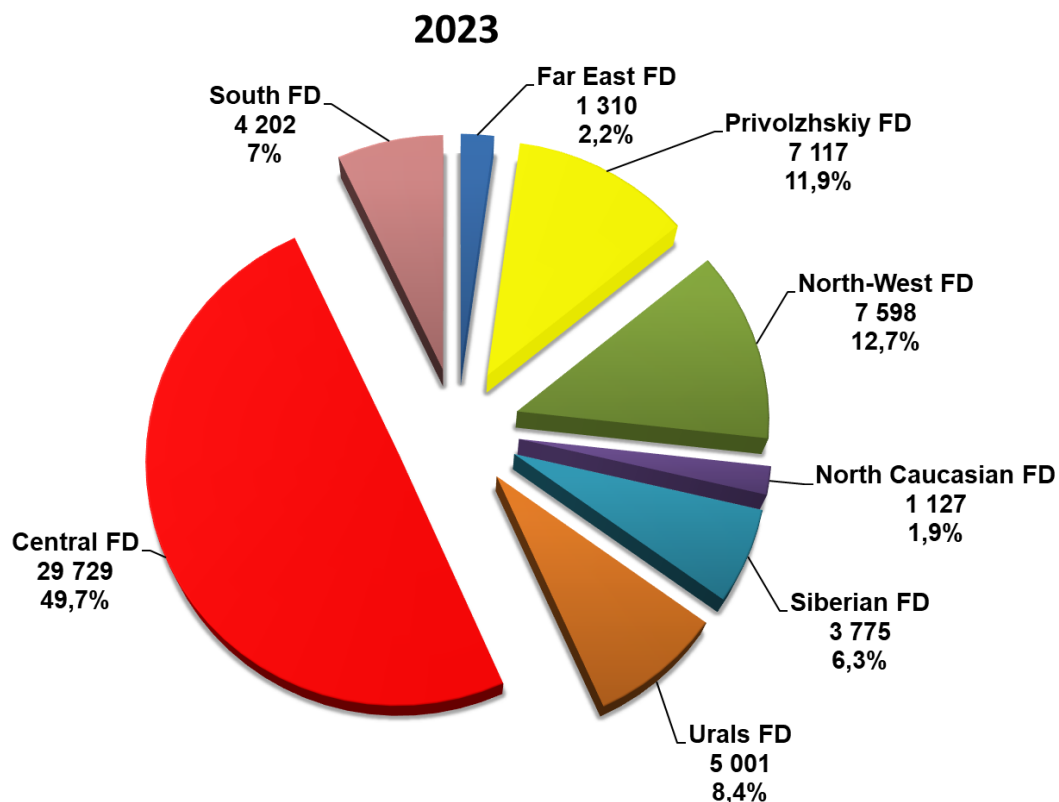
UAZ 3909
4 605 units **9,6%**





LIGHT COMMERCIAL VEHICLES

Structure of new LCV sales including light trucks (N1 category) and minibuses (M2 category) in Russia in 9 months 2023 by Federal District

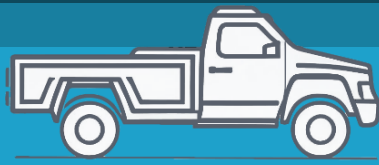




PICKUPS

Sales of new pickups in Russia in September and 9 months 2023 by brand

Brand	September 2023	September 2022	9 months 2023	9 months 2022	Change September 2023 vs 2022, %	Change 9 months 2023 vs 2022, %
GREAT WALL	344	173	3 372	644	98,8	423,6
UAZ	288	175	2 264	1 419	64,6	59,5
JAC	433	83	1 501	475	421,7	216,0
TOYOTA	143	90	1 352	1 152	58,9	17,4
MITSUBISHI	93	112	1 282	812	-17,0	57,9
RAM	145	39	1 272	421	271,8	202,1
DONGFENG	64	21	443	40	204,8	1 007,5
CHANGAN	180	0	388	0		
FORD	10	9	143	75	11,1	90,7
JEEP	6	4	43	20	50,0	115,0
GMC	2	0	42	3		1 300,0
ISUZU	10	3	33	155	233,3	-78,7
CHEVROLET	1	1	14	5	0,0	180,0
FOTON	7	0	10	0		
KAICENE	4	0	9	0		
HYUNDAI	2	0	7	0		
RIVIAN	1	0	3	0		
VOLKSWAGEN	2	0	3	0		
NISSAN	0	1	1	1	-100,0	0,0
VGK	1	0	1	0		
TOTAL	1 736	711	12 183	5 222	144,2	133,3
TOTAL Russian brands	288	175	2 264	1 419	64,6	59,5
TOTAL foreign brands	1 448	536	9 919	3 803	170,1	160,8



PICKUPS

Top 15 model ranking of new pickup sales in Russia in September and 9 months 2023

Rank	Model	Brand	September 2023	September 2022	9 months 2023	9 months 2022	Change September 2023 vs 2022, %	Change 9 months 2023 vs 2022, %
1	POER	GREAT WALL	186	129	2 618	445	44,2	488,3
2	2363 PICKUP	UAZ	288	175	2 264	1 419	64,6	59,5
3	L200	MITSUBISHI	93	112	1 282	812	-17,0	57,9
4	RAM	PICKUP	145	39	1 272	421	271,8	202,1
5	T6	JAC	332	72	1 232	457	361,1	169,6
6	HILUX	TOYOTA	113	70	1 139	1 084	61,4	5,1
7	WINGLE	GREAT WALL	7	44	599	199	-84,1	201,0
8	HUNTER PLUS	CHANGAN	180	0	388	0		
9	ZNA	DONGFENG	64	21	366	40	204,8	815,0
10	T8 PRO	JAC	101	0	263	0		
11	TUNDRA	TOYOTA	25	18	192	66	38,9	190,9
12	POER KINGKONG	GREAT WALL	150	0	150	0		
13	F-SERIES	FORD	7	9	102	74	-22,2	37,8
14	RICH	DONGFENG	0	0	76	0		
15	GLADIATOR	JEEP	6	4	43	20	50,0	115,0

9 months 2023

UAZ 2363 PICKUP
2 264 units **59,5%**



GREAT WALL POER
2 618 units **488,3%**



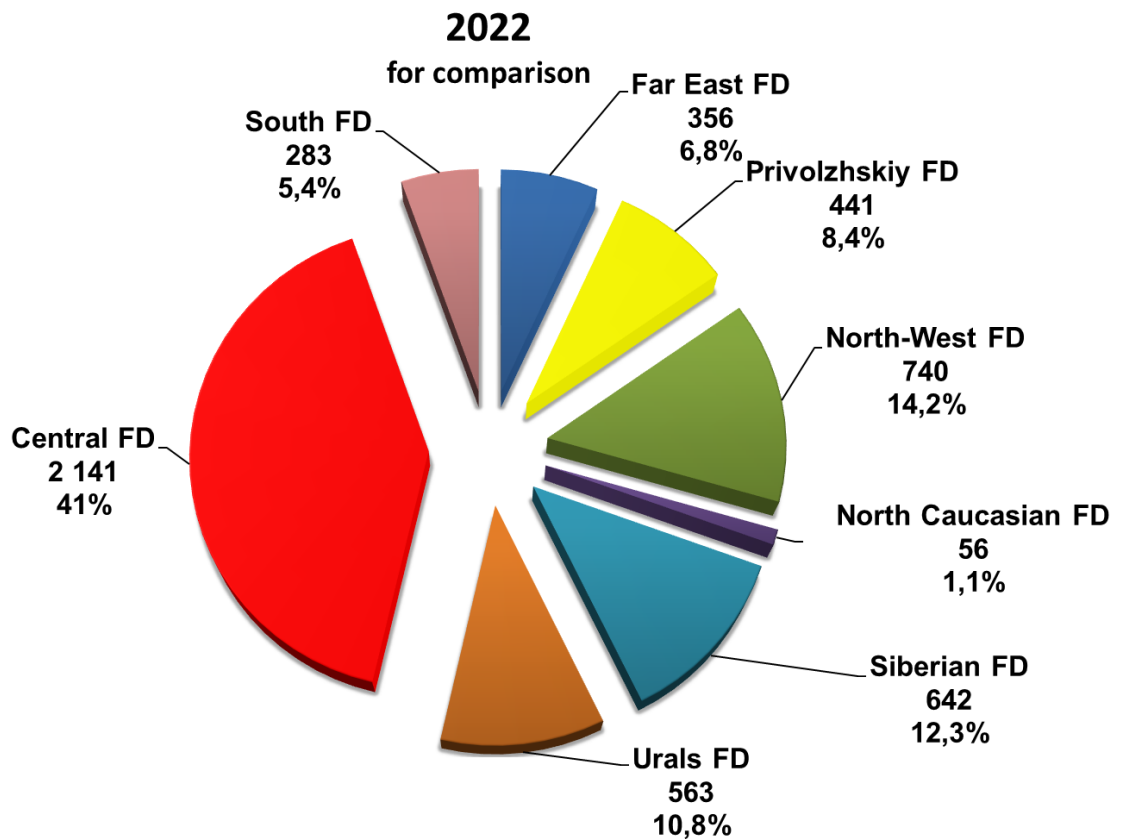
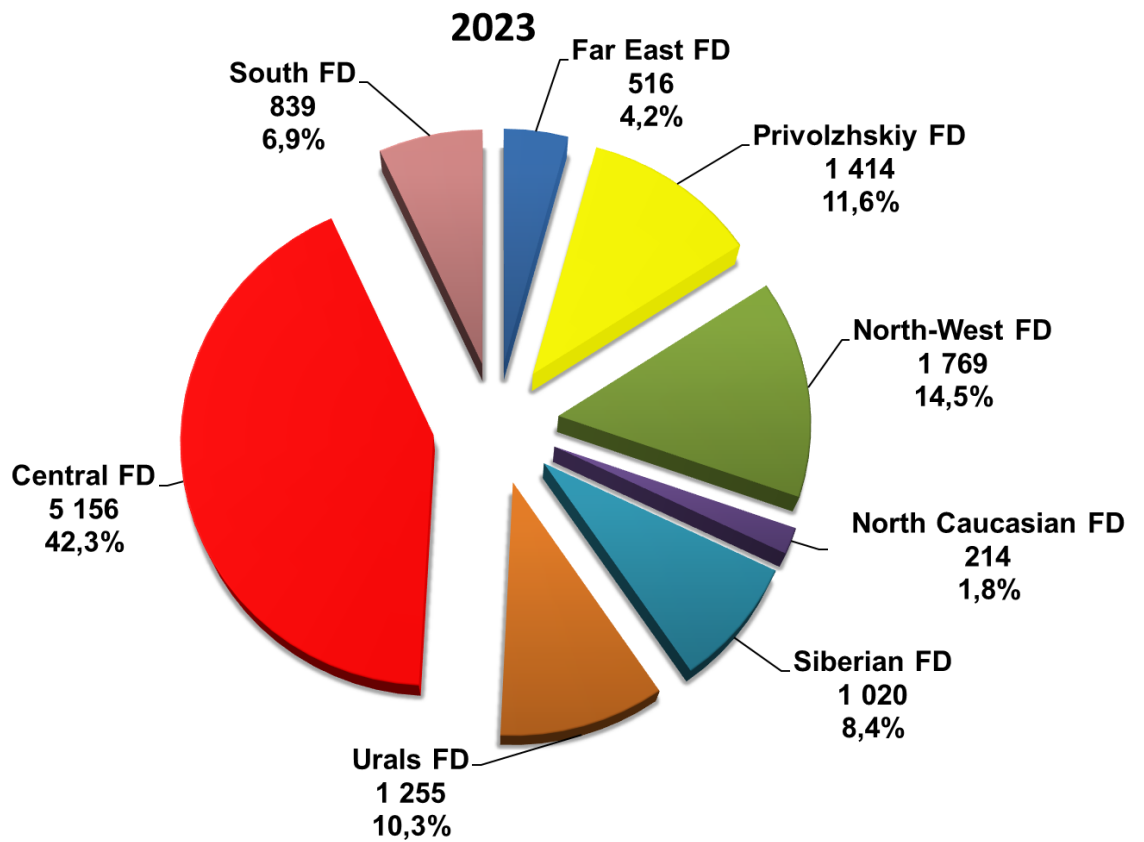
MITSUBISHI L200
1 282 units **57,9%**





PICKUPS

Structure of sales of new pickups in Russia 9 months 2023 by Federal District



OUR CONTACTS



ASM Holding, OAO

21/5, Entrance 6, Kuznetsky Most Street, Moscow 107031

Contract Department, tel.: +7 495 626 0944

e-mail: inf@asm-holding.ru

Head of Market Research Centre – **VASILY SEIN**

e-mail: vasein@asm-holding.ru

Telegram: [@marketASM](https://www.instagram.com/marketASM)

Project Manager – **ALEXANDER STERLIKOV**

Mobile: +7 905 747 2431

e-mail: sterlikov@asm-holding.ru

Website: www.asm-holding.ru

Telegram: [@ASMHOLDING](https://www.instagram.com/ASMHOLDING)



Association of Russian Automakers (OAR)

8, Novovladykinsky Proezd, bldg. 5, POB 81, Moscow 127106

Tel.: +7 495 739 7095

e-mail: info_oar@mail.ru

Adviser for International Cooperation – **YURI KRAVTSOV**

e-mail: kravtsov_oar@mail.ru

Website: www.oar-info.ru