



PRESS-RELEASE

12 SEPTEMBER 2023

AUTOMOBILE MARKET OF RUSSIA IN AUGUST AND JANUARY-AUGUST 2023 PASSENGER CARS, LIGHT COMMERCIAL VEHICLES AND PICKUPS

In August 2023, sales of new passenger cars, light commercial vehicles and pickups in Russia grew by 193.6% year-on-year to 119 105 vehicles. In January-August 2023, the total sales were 666 025 vehicles, up 40.5% year-on-year*.

Sales results by type of motor vehicles:

- Passenger cars – 108 517 units in August 2023, up 206.5% YOY; 603 368 units in January-August 2023, up 43.0%. Among them electric vehicles (BEVs) – 2 235 units in August 2023, up 12 316.7% YOY; 9 602 units in January-August 2023, up 565.0% YOY.
- Light commercial vehicles including light trucks (N1 category, without pickups) and minibuses (M2 category) – 8 535 units in August 2023, up 78.3% YOY; 52 210 units in January-August 2023, up 9.6% YOY. Among them electric vehicles (BEVs) – 9 units in August 2023, 0% YOY; 40 units in January-August 2023, up 37.9% YOY.
- Pickups – 2 053 units in August 2023, up 443.1% YOY; 10 447 units in January-August 2023, up 131.6% YOY.

* without sales to military, law enforcement and diplomatic agencies in RF

COMMENT:

Alexander Kovrigin, Deputy Managing Director of ASM Holding, commented:

Sales of passenger cars on the Russian market grew by record 206.5% in August 2023. Such growth was mainly due to a low comparative base in August 2022 stipulated by the Special Military Operation and an impact of the sanctions. Any further growth of sales will depend on consumer buying capacity, car price movement, etc. We expect that new car sales, with sufficient saturation of the market, can grow in 2023 by 50% over the 2022 result.

In August 2023, we noted a significant 443.1% increase of new pickup sales. The situation in this segment is similar to that with cars. The GREAT WALL brand pickups set a sales record in August showing 785% growth and grabbing a big market share. We forecast growth of sales in this segment through 2023 by 130-150%.

Sales in the segment of light commercial vehicles grew by 78.3% in August. The growth in this segment is mainly due to high sales results of GAZ, UAZ, LADA and SOLLERS brands taking cumulatively up to a 90% market share. We expect growth of LCV sales in 2023 by 20% over the previous year's result.

OUR CONTACTS:

ASM Holding, OAO

21/5, Kuznetsky Most St., 107031, Moscow, Russia

Tel: +7 (495) 625-51-79, +7 (495) 626-04-71

e-mail: inf@asm-holding.ru

Association of Russian Automakers (OAR)

8, Novovladykinsky Proezd, bldg 5, POB 81, 127106, Moscow, Russia

Tel: +7 (495) 739 70 95

e-mail: info_oar@mail.ru



Developed by specialists of
AVTOSTAT-INFO



PASSENGER CARS

Sales of new passenger cars in Russia in August and 8 months 2023 by brand

Brand	August 2023	August 2022	8 months 2023	8 months 2022	Change August 2023 vs 2022, %	Change 8 months 2023 vs 2022, %
LADA	28 905	15 722	192 042	99 736	83,9	92,6
CHERY	13 533	1 095	72 004	17 795	1 135,9	304,6
HAVAL	11 081	2 977	58 566	17 716	272,2	230,6
GEELY	8 477	1 583	50 392	12 442	435,5	305,0
EXEED	4 980	440	25 336	3 979	1 031,8	536,7
KIA	3 027	3 912	25 295	53 343	-22,6	-52,6
OMODA	6 027	0	24 604	0		
HYUNDAI	2 329	2 785	21 483	44 316	-16,4	-51,5
CHANGAN	6 757	58	20 988	1 359	11 550,0	1 444,4
TOYOTA	2 375	595	14 331	22 610	299,2	-36,6
JAC	1 423	41	7 100	263	3 370,7	2 599,6
MOSKVICH	1 344	0	6 538	0		
BMW	983	95	5 871	9 352	934,7	-37,2
VOLKSWAGEN	629	762	5 837	16 376	-17,5	-64,4
TANK	1 576	0	5 482	0		
UAZ	890	547	4 939	4 488	62,7	10,0
MITSUBISHI	702	331	4 921	8 787	112,1	-44,0
MERCEDES	778	231	4 556	8 803	236,8	-48,2
RENAULT	292	1 773	4 300	35 314	-83,5	-87,8
MAZDA	677	560	4 267	8 499	20,9	-49,8
KAIYI	1 298	0	3 981	0		
LEXUS	612	57	3 335	2 708	973,7	23,2
SKODA	595	746	3 103	18 117	-20,2	-82,9
CHEVROLET	382	46	2 837	1 937	730,4	46,5
FAW	801	41	2 744	606	1 853,7	352,8
AUDI	404	79	2 290	3 444	411,4	-33,5
JETOUR	1 363	0	2 065	0		
VOYAH	501	0	2 021	1		202 000,0
NISSAN	120	576	1 614	14 565	-79,2	-88,9
JETTA	757	0	1 489	0		
LAND ROVER	250	21	1 405	1 449	1 090,5	-3,0
PORSCHE	155	36	1 232	1 610	330,6	-23,5
EVOLUTE	190	0	1 224	0		
SUBARU	173	13	1 168	1 221	1 230,8	-4,3
SUZUKI	194	25	1 137	1 752	676,0	-35,1
GENESIS	125	109	957	1 730	14,7	-44,7
GAC	395	14	956	278	2 721,4	243,9
TESLA	140	3	900	668	4 566,7	34,7
BAIC	724	0	833	0		
JEEP	101	25	811	635	304,0	27,7
HONDA	147	8	768	497	1 737,5	54,5



PASSENGER CARS

Brand	August 2023	August 2022	8 months 2023	8 months 2022	Change August 2023 vs 2022, %	Change 8 months 2023 vs 2022, %
LIVAN	473	0	750	0		
ZEEKR	289	0	737	1		73 600,0
HONGQI	270	0	701	10		6 910,0
LI XIANG	231	0	690	4		17 150,0
CADILLAC	61	5	481	323	1 120,0	48,9
BYD	59	2	369	40	2 850,0	822,5
CITROEN	18	13	328	351	38,5	-6,6
VOLVO	45	21	306	1 731	114,3	-82,3
INFINITI	51	24	268	832	112,5	-67,8
DFSK	38	8	261	148	375,0	76,4
FORD	41	0	261	179		45,8
SKYWELL	43	0	194	13		1 392,3
MG	166	0	172	1		17 100,0
GMC	22	1	157	11	2 100,0	1 327,3
DODGE	28	0	155	102		52,0
SOUEAST	89	0	153	0		
AVATR	50	0	119	0		
MINI	12	5	117	664	140,0	-82,4
LYNK AND CO	45	0	111	0		
FORTHING	39	0	97	0		
BENTLEY	16	1	95	67	1 500,0	41,8
AURUS	5	0	83	40		107,5
LAMBORGHINI	6	1	77	21	500,0	266,7
PEUGEOT	4	5	74	343	-20,0	-78,4
JAGUAR	9	2	64	150	350,0	-57,3
SSANGYONG	15	0	64	4		1 500,0
IRAN KHODRO	34	0	63	0		
HIPHI	16	0	56	0		
ROLLS ROYCE	8	4	55	78	100,0	-29,5
ACURA	7	0	49	15		226,7
LINCOLN	7	0	46	12		283,3
MASERATI	4	0	35	59		-40,7
FERRARI	3	0	33	30		10,0
ISUZU	5	0	30	105		-71,4
HUAWEI	4	0	28	0		
ALFA ROMEO	6	0	26	6		333,3
BUICK	6	0	25	13		92,3
FIAT	3	0	23	23		0,0
LOTUS	13	0	21	0		
SOKON	3	0	20	0		
DAIHATSU	7	0	19	6		216,7
DONGFENG	1	0	19	4		375,0
NIO	3	0	19	0		
DAEWOO	2	0	18	0		



PASSENGER CARS

Brand	August 2023	August 2022	8 months 2023	8 months 2022	Change August 2023 vs 2022, %	Change 8 months 2023 vs 2022, %
AEOLUS	15	0	15	0		
WELTMEISTER	2	0	15	6		150,0
ALPINA	3	0	14	2		600,0
OPEL	2	1	13	115	100,0	-88,7
POLESTAR	0	0	13	1		1 200,0
ASTON MARTIN	1	0	8	4		100,0
LEAPMOTOR	2	0	8	0		
XIAOPENG	1	0	8	10		-20,0
DACIA	1	1	7	1	0,0	600,0
DENZA	3	0	7	0		
HOZON	0	0	7	6		16,7
ORA	1	0	6	1		500,0
SMART	0	0	6	7		-14,3
OSHAN	3	0	5	0		
WULING	2	0	5	0		
CUPRA	2	0	4	0		
RIVIAN	1	0	4	0		
BLAVAL	1	0	3	0		
CHRYSLER	2	0	3	4		-25,0
ROEWE	0	0	3	0		
SAIC-GM-WULING	2	0	3	0		
DAYUN	0	0	2	0		
JMEV	0	0	2	0		
MCLAREN	0	0	2	1		100,0
SAMSUNG	0	0	2	0		
SEHOL	2	0	2	0		
ALPINE	0	0	1	0		
BAOJUN	0	0	1	0		
BAW	0	0	1	0		
ENOVATE	0	0	1	0		
HAIMA	0	0	1	0		
LINKTOUR	0	0	1	0		
MAXUS	1	0	1	0		
MORGAN	0	0	1	0		
RAVON	1	0	1	1		0,0
YEMA	0	0	1	2		-50,0
APAL	0	0	0	2		-100,0
DATSUN	0	0	0	5		-100,0
GAZ	0	0	0	2		-100,0
LINGSTAR	0	0	0	1		-100,0
LUCID	0	0	0	1		-100,0
SIMING	0	0	0	2		-100,0
SMA	0	0	0	2		-100,0
TOTAL	108 517	35 400	603 368	421 958	206,5	43,0
TOTAL Russian brands	31 334	16 269	204 826	104 268	92,6	96,4
TOTAL foreign brands	77 183	19 131	398 542	317 690	303,4	25,4

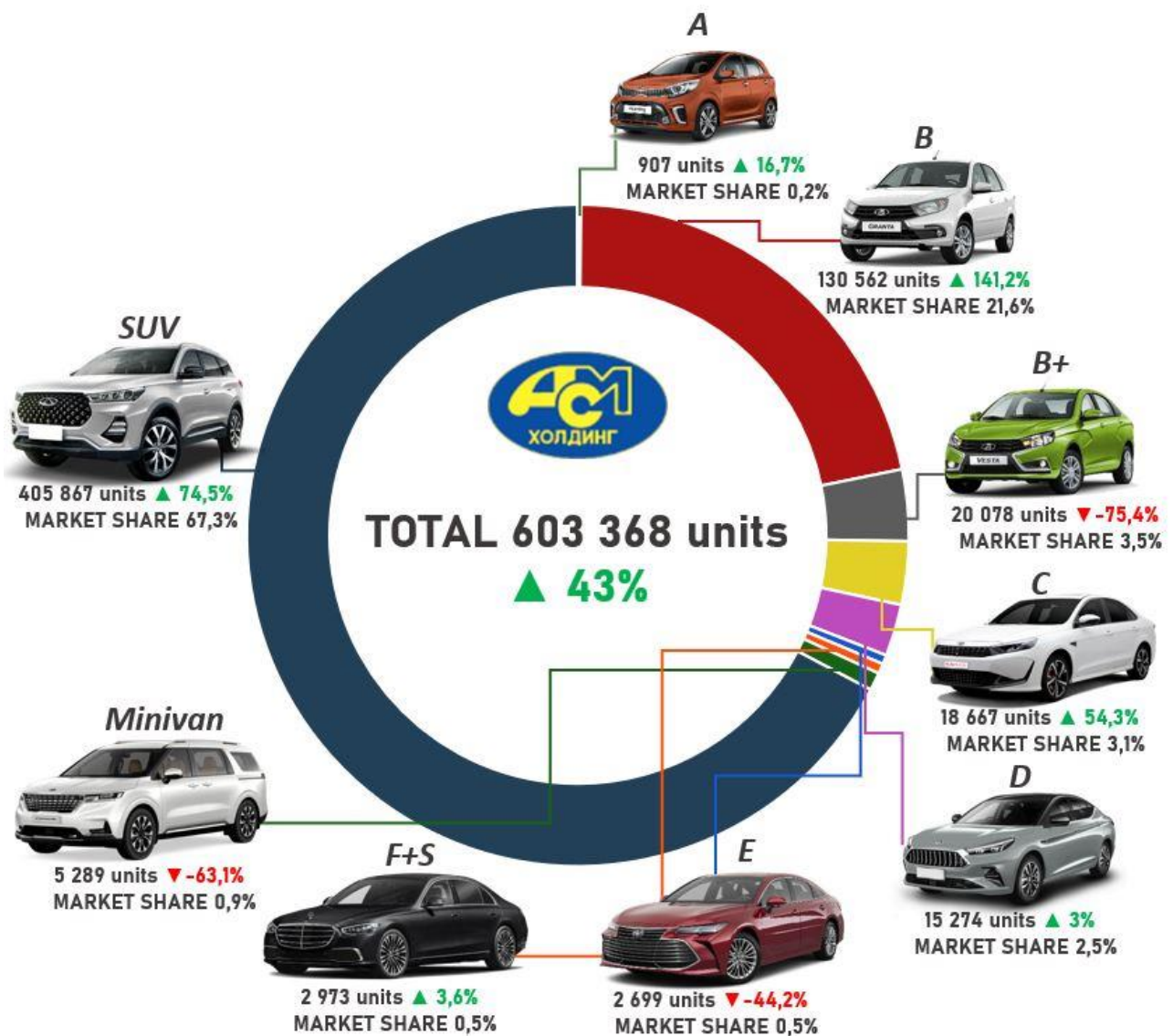


PASSENGER CARS

Sales of new passenger cars in Russia in August and 8 months 2023 by class

Class	August 2023	August 2022	8 months 2023	8 months 2022	Market share August 2023, %	Market share 8 months 2023, %	Change August 2023 vs 2022, %	Change 8 months 2023 vs 2022, %
A	55	105	907	777	0,1	0,2	-47,6	16,7
B	16 595	12 263	130 562	54 127	15,3	21,6	35,3	141,2
B+	5 535	4 786	21 078	85 503	5,1	3,5	15,7	-75,4
C	5 099	820	18 667	12 100	4,7	3,1	521,8	54,3
D	3 191	845	15 274	14 825	2,9	2,5	277,6	3,0
E	549	169	2 699	4 834	0,5	0,5	224,9	-44,2
F+S	552	64	2 973	2 869	0,5	0,5	762,5	3,6
Minivan	842	770	5 289	14 327	0,8	0,9	9,4	-63,1
SUV	76 085	15 578	405 867	232 565	70,1	67,3	388,4	74,5
Not identified	14	0	52	31	0,0	0,0		67,7
TOTAL	108 517	35 400	603 368	421 958	100,0	100,0	206,6	43,0

8 months 2023





PASSENGER CARS

Top 25 model ranking of new passenger car sales in Russia in August and 8 months 2023

Rank	Model	Brand	August 2023	August 2022	8 months 2023	8 months 2022	Change August 2023 vs 2022, %	Change 8 months 2023 vs 2022, %
1	GRANTA	LADA	16 143	11 251	127 188	39 923	43,5	218,6
2	TIGGO 7 PRO	CHERY	7 005	602	33 081	6 963	1 063,6	375,1
3	JOLION	HAVAL	5 333	2 013	29 099	8 934	164,9	225,7
4	2123 NIVA	LADA	4 262	224	27 812	9 246	1 802,7	200,8
5	COOLRAY	GEELY	3 039	997	24 433	5 572	204,8	338,5
6	C5	OMODA	4 668	0	22 087	0		
7	2121 NIVA	LADA 4x4	3 293	1 308	21 593	5 787	151,8	273,1
8	TIGGO 4 PRO	CHERY	2 931	0	17 124	0		
9	VESTA	LADA	5 153	1 872	14 330	27 222	175,3	-47,4
10	ATLAS PRO	GEELY	2 021	349	10 421	3 248	479,1	220,8
11	F7	HAVAL	1 973	369	10 145	3 732	434,7	171,8
12	LX	EXEED	2 006	116	9 909	830	1 629,3	1 093,9
13	TIGGO 8 PRO	CHERY	1 598	107	9 621	600	1 393,5	1 503,5
14	TUGELLA	GEELY	1 565	214	9 306	2 783	631,3	234,4
15	TXL	EXEED	1 450	155	8 456	1 692	835,5	399,8
16	F7X	HAVAL	684	304	8 355	3 157	125,0	164,6
17	DARGO	HAVAL	1 592	196	7 422	514	712,2	1 344,0
18	SPORTAGE	KIA	1 015	581	7 400	6 148	74,7	20,4
19	TUCSON	HYUNDAI	672	375	7 146	4 170	79,2	71,4
20	VX	EXEED	869	169	6 285	1 457	414,2	331,4
21	MOSKVICH 3	MOSKVICH	1 258	0	6 276	0		
22	MONJARO	GEELY	1 677	0	5 517	0		
23	CS55	CHANGAN	1 644	15	5 475	333	10 860,0	1 544,1
24	J7	JAC	1 071	16	5 321	118	6 593,8	4 409,3
25	CS35	CHANGAN	1 175	19	5 276	479	6 084,2	1 001,5

8 months 2023

LADA GRANTA

128 188 units **218,6%**

CHERY TIGGO 7 PRO
33 081 units **375,1%**



HAVAL JOLION
29 099 units **225,7%**





PASSENGER CARS

Sales of new electric cars (BEV) in Russia in August and 8 months 2023 by brand

Brand / electric cars	August 2023	August 2022	8 months 2023	8 months 2022	Change August 2023 vs 2022, %	Change 8 months 2023 vs 2022, %
VOYAH	501	0	2021	1		202000,0
VOLKSWAGEN	169	4	1286	63	4125,0	1941,3
EVOLUTE	190	0	1224	0		
TESLA	140	3	900	668	4566,7	34,7
ZEEKR	289	0	737	1		73600,0
HONGQI	270	0	701	10		6910,0
LI XIANG	231	0	690	4		17150,0
BYD	59	2	369	40	2850,0	822,5
MOSKVICH	86	0	262	0		
BMW	43	0	252	38		563,2
SKYWELL	43	0	194	13		1392,3
HONDA	38	0	179	9		1888,9
AUDI	23	4	141	190	475,0	-25,8
AVATR	50	0	119	0		
MERCEDES	15	0	94	18		422,2
PORSCHE	9	5	71	159	80,0	-55,3
HIPHI	16	0	56	0		
HYUNDAI	11	0	44	20		120,0
HUAWEI	4	0	28	0		
LOTUS	13	0	21	0		
NISSAN	4	0	20	25		-20,0
SOKON	3	0	20	0		
NIO	3	0	19	0		
DONGFENG	1	0	17	4		325,0
WELTMEISTER	2	0	15	6		150,0
FORD	4	0	13	19		-31,6
POLESTAR	0	0	13	1		1200,0
GEELY	3	0	9	2		350,0
KIA	1	0	8	6		33,3
LEAPMOTOR	2	0	8	0		
XIAOPENG	1	0	8	10		-20,0
HOZON	0	0	7	6		16,7
MAZDA	0	0	7	64		-89,1
ORA	1	0	6	1		500,0
CHANGAN	3	0	5	1		400,0
FIAT	0	0	5	2		150,0
JAGUAR	0	0	5	23		-78,3
WULING	2	0	5	0		
RIVIAN	1	0	4	0		
BLAVAL	1	0	3	0		
CHEVROLET	1	0	3	6		-50,0



PASSENGER CARS

Brand / electric cars	August 2023	August 2022	8 months 2023	8 months 2022	Change August 2023 vs 2022, %	Change 8 months 2023 vs 2022, %
SAIC-GM-WULING	2	0	3	0		
BAIC	0	0	2	0		
CHERY	0	0	2	5		-60,0
JMEV	0	0	2	0		
BAOJUN	0	0	1	0		
ENOVATE	0	0	1	0		
TOYOTA	0	0	1	0		
YEMA	0	0	1	2		-50,0
GAC	0	0	0	2		-100,0
JAC	0	0	0	22		-100,0
LINGSTAR	0	0	0	1		-100,0
SIMING	0	0	0	2		-100,0
TOTAL	2 235	18	9 602	1 444	12316,7	565,0
TOTAL Russian brands	276	0	1486	0		
TOTAL foreign brands	1 959	18	8 116	1 444	10783,3	462,0

8 months 2023

VOYAH FREE
1 355 units **NEW**

VOLKSWAGEN ID4
836 units **1641,7%**



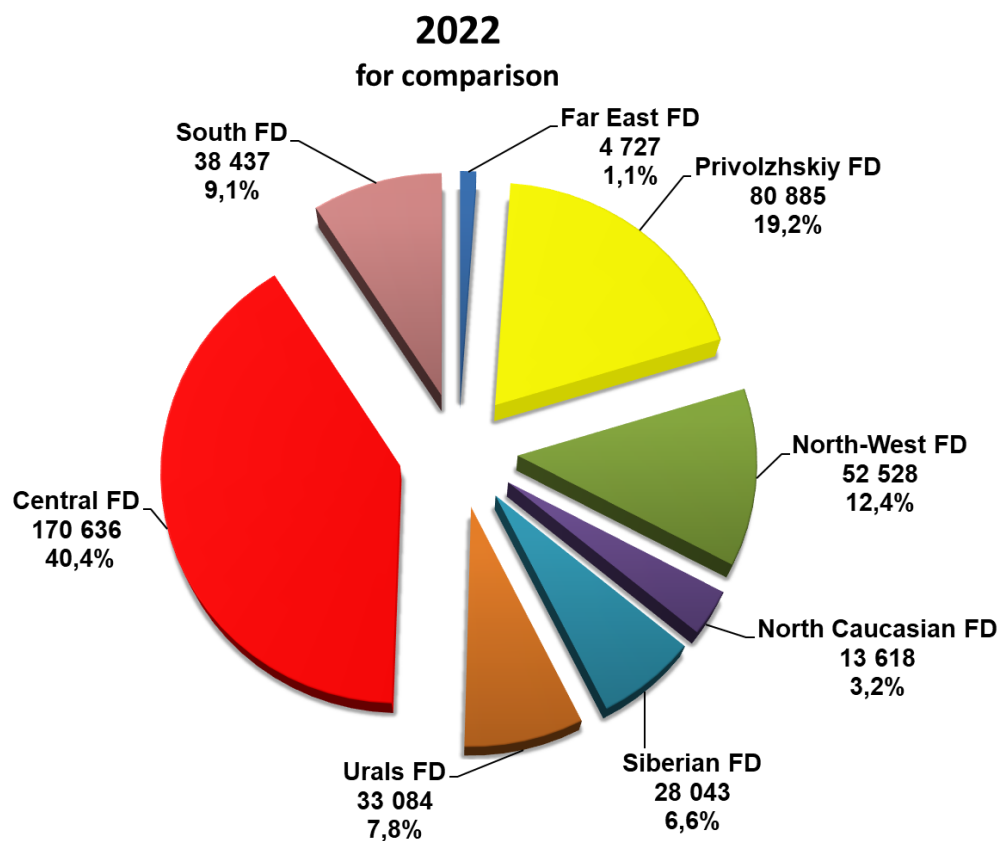
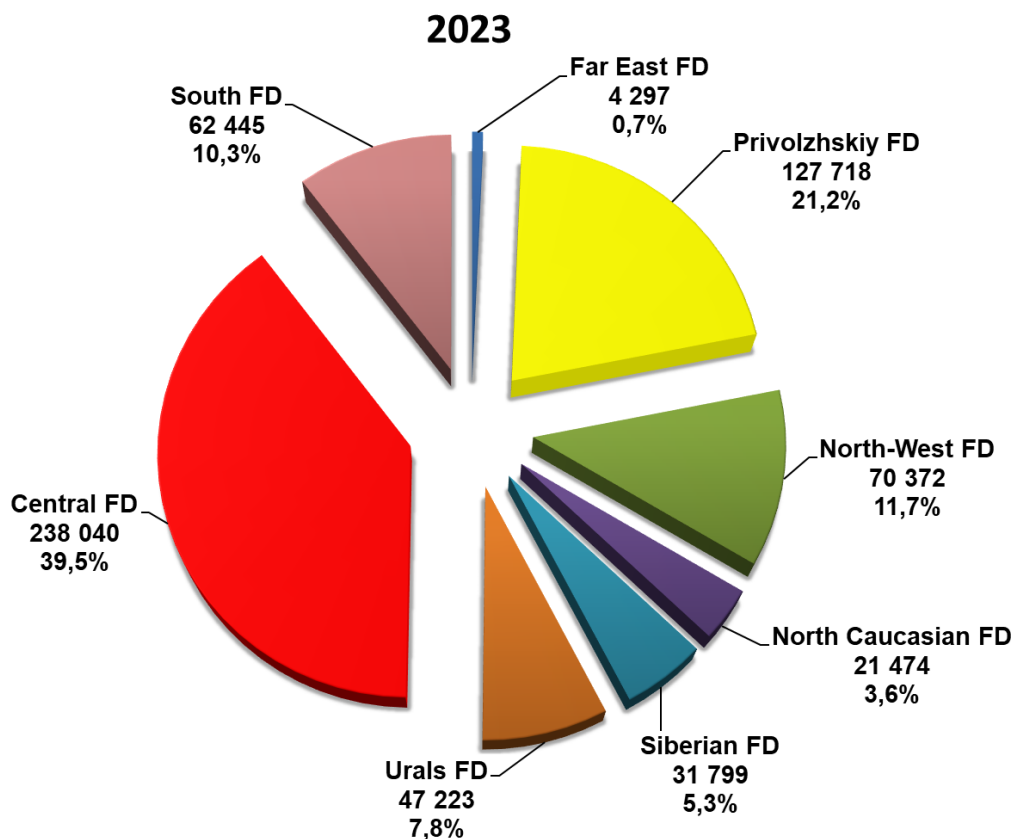
EVOLUTE I-PRO
717 units **NEW**





PASSENGER CARS

Structure of new car sales in Russia in 8 months 2023 by Federal District





LIGHT COMMERCIAL VEHICLES

Sales of new light commercial vehicles in Russia Including light trucks (N1 category) and minibuses (M2 category) in August and 8 months 2023 by brand (without pickups)

Brand	August 2023	August 2022	8 months 2023	8 months 2022	Change August 2023 vs 2022, %	Change 8 months 2023 vs 2022, %
GAZ	5 100	2 755	32 082	22 798	85,1	40,7
UAZ	1 530	1 079	9 711	7 388	41,8	31,4
SOLLERS	951	0	2 869	0		
LADA	318	319	2 531	4 641	-0,3	-45,5
FORD	54	230	1 259	6 157	-76,5	-79,6
MERCEDES	155	25	1 047	689	520,0	52,0
VOLKSWAGEN	64	18	505	1 151	255,6	-56,1
PEUGEOT	20	137	302	1 845	-85,4	-83,6
SUZUKI	39	0	286	0		
DONGFENG	89	1	265	1	8 800,0	26 400,0
FIAT	30	5	229	168	500,0	36,3
KIA	32	1	203	40	3 100,0	407,5
CITROEN	11	106	191	1 353	-89,6	-85,9
IVECO	16	29	165	337	-44,8	-51,0
JAC	48	19	109	33	152,6	230,3
TOYOTA	24	0	104	121		-14,0
RENAULT	15	11	86	93	36,4	-7,5
HYUNDAI	11	4	82	292	175,0	-71,9
OPEL	1	42	60	484	-97,6	-87,6
BAW	4	5	45	5	-20,0	800,0
mitsubishi	7	0	23	13		76,9
NISSAN	0	0	9	6		50,0
CHANGAN	3	0	8	0		
EVM	1	0	5	0		
MAZ	2	0	5	0		
LDV	0	0	4	0		
PVR	0	0	4	0		
WULING	1	0	4	0		
MAN	1	0	3	0		
MAXUS	3	0	3	0		
FORTHING	0	0	2	0		
HONGQI	2	0	2	0		
DAIHATSU	0	0	1	3		-66,7
DAYUN	0	0	1	0		
GMC	1	0	1	3		-66,7
HONDA	1	0	1	0		
KAICENE	1	0	1	0		
SKYWELL	0	0	1	0		
YUCHAI	0	0	1	0		
ASHOK LEYLAND	0	0	0	3		-100,0
DFSK	0	0	0	1		-100,0
TOTAL	8 535	4 786	52 210	47 625	78,3	9,6
TOTAL Russian brands	7 900	4 153	47 198	34 827	90,2	35,5
TOTAL foreign brands	635	633	5 012	12 798	0,3	-60,8



LIGHT COMMERCIAL VEHICLES

Sales of new electric light commercial vehicles (BEV) in Russia in August and 8 months 2023 by brand and model (without pickups)

Brand / electric LCV	August 2023	August 2022	8 months 2023	8 months 2022	Change August 2023 vs 2022, %	Change 8 months 2023 vs 2022, %
MERCEDES	2	0	15	27		-44,4
EVM	1	0	5	0		
LDV	0	0	4	0		
DONGFENG	3	0	3	0		
UAZ	0	0	2	0		
FORTHING	0	0	2	0		
SOLLERS	2	0	2	0		
GAZ	0	0	1	1		0,0
FORD	0	0	1	0		
SKYWELL	0	0	1	0		
YUCHAI	0	0	1	0		
WULING	1	0	3	0		
DFSK	0	0	0	1		-100,0
TOTAL	9	0	40	29		37,9
TOTAL Russian brands	3	0	10	1		900,0
TOTAL foreign brands	6	0	30	28		7,1



LIGHT COMMERCIAL VEHICLES

Top 25 model ranking of new LCV sales including light trucks (N1 category) and minibuses (M2 category) in Russia, in August and 8 months 2023 (without pickups)

Rank	Model	Brand	August 2023	August 2022	8 months 2023	8 months 2022	Change August 2023 vs 2022, %	Change 8 months 2023 vs 2022, %
1	GAZelle NEXT	GAZ	3 475	1 501	20 289	13 290	131,5	52,7
2	3302 GAZelle	GAZ	590	540	4 220	4 017	9,3	5,1
3	3909	UAZ	675	539	4 024	3 719	25,2	8,2
4	2752 SOBOL	GAZ	488	359	3 303	2 893	35,9	14,2
5	PROFI	UAZ	445	272	2 596	1 565	63,6	65,9
6	ATLANT	SOLLERS	814	0	2 439	0		
7	2349 WIS	LADA	294	60	1 965	618	390,0	218,0
8	TRANSIT	FORD	51	230	1 237	6 155	-77,8	-79,9
9	2310 SOBOL	GAZ	135	150	1 186	1 076	-10,0	10,2
10	2206	UAZ	225	113	1 133	601	99,1	88,5
11	3221 GAZelle	GAZ	79	74	911	528	6,8	72,5
12	2217 SOBOL	GAZ	93	66	798	616	40,9	29,5
13	V-CLASS	MERCEDES	112	7	775	166	1 500,0	366,9
14	3962	UAZ	56	16	690	553	250,0	24,8
15	3741	UAZ	90	93	668	603	-3,2	10,8
16	SOBOL NN	GAZ	108	0	603	0		
17	2705 GAZelle	GAZ	74	65	486	378	13,8	28,6
18	LARGUS FURGON	LADA	4	253	442	3 858	-98,4	-88,5
19	ARGO	SOLLERS	137	0	430	0		
20	128811	UAZ	8	0	346	80		332,5
21	MULTIVAN	VOLKSWAGEN	41	1	323	131	4 000,0	146,6
22	GAZEL NN	GAZ	58	0	285	0		
23	ERTIGO	SUZUKI	37	0	279	0		
24	3303	UAZ	29	46	243	217	-37,0	12,0
25	DUCATO	FIAT	28	5	225	168	460,0	33,9

8 months 2023

GAZelle NEXT

20 289 units **52,7%**

GAZelle 3302

4 220 units **5,1%**

UAZ 3909

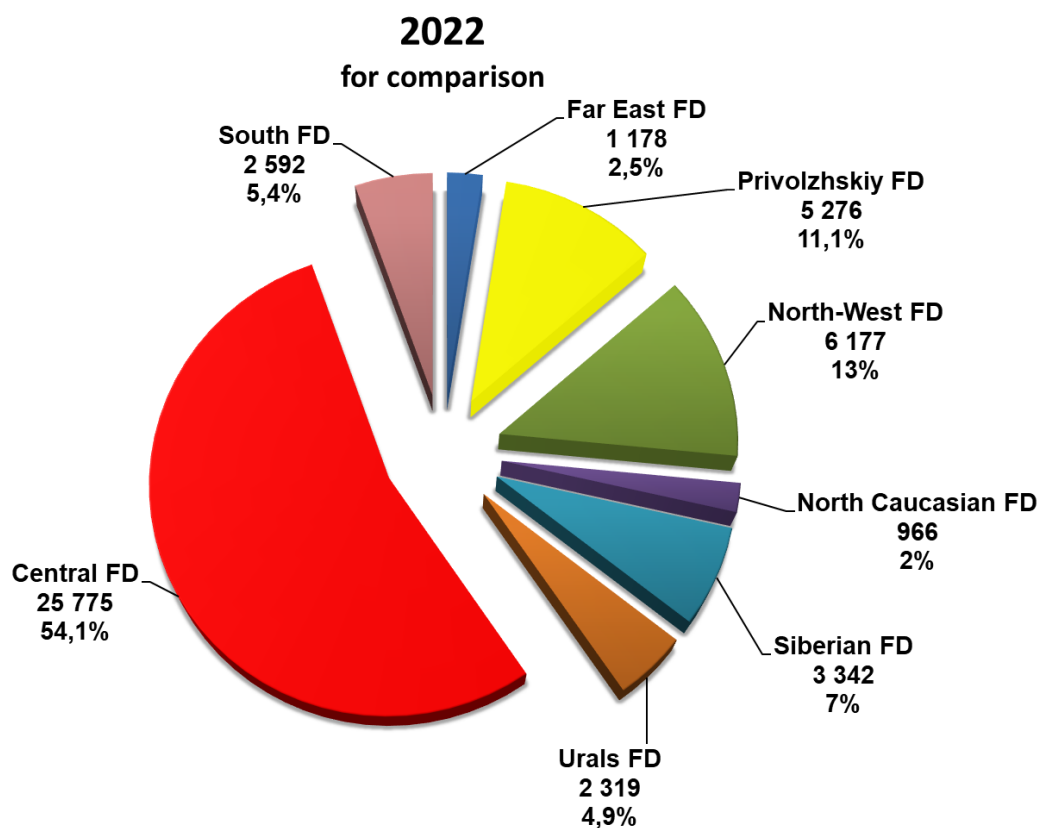
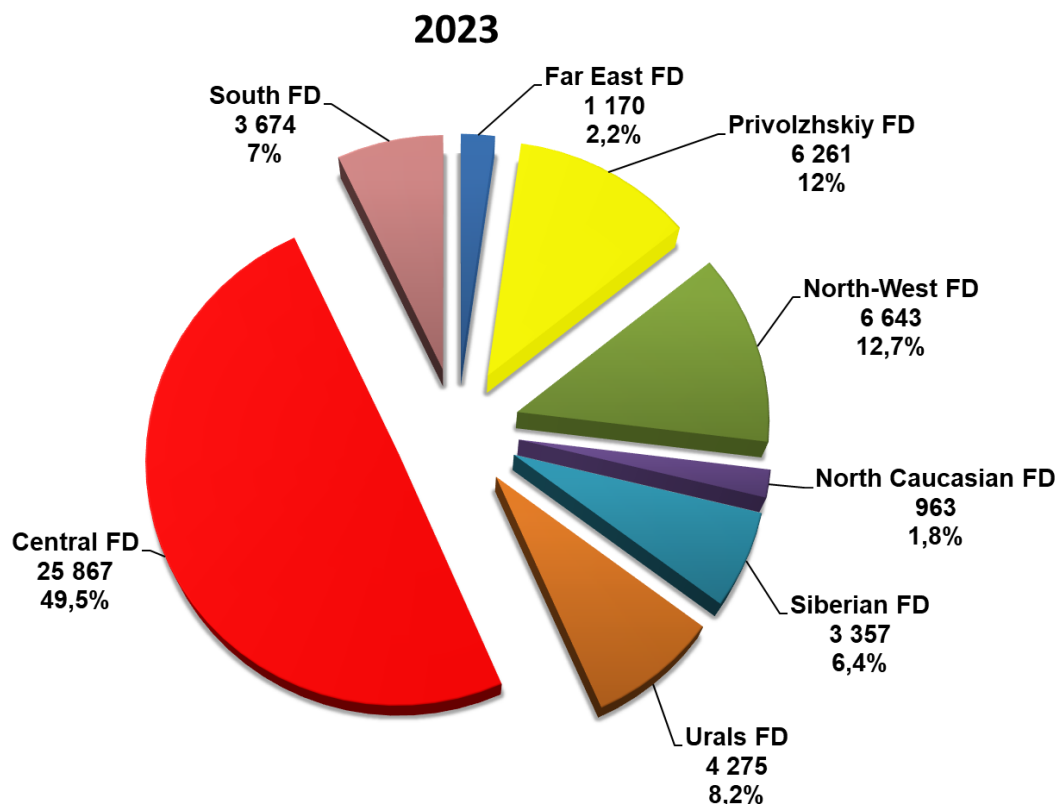
4 024 units **8,2%**





LIGHT COMMERCIAL VEHICLES

Structure of new LCV sales including light trucks (N1 category) and minibuses (M2 category) in Russia in 8 months 2023 by Federal District





PICKUPS

Sales of new pickups in Russia in August and 8 months 2023 by brand

Brand	August 2023	August 2022	8 months 2023	8 months 2022	Change August 2023 vs 2022, %	Change 8 months 2023 vs 2022, %
GREAT WALL	531	60	3 028	471	785,0	542,9
UAZ	325	173	1 976	1 244	87,9	58,8
TOYOTA	151	18	1 209	1 062	738,9	13,8
MITSUBISHI	158	10	1 189	700	1 480,0	69,9
RAM	194	10	1 127	382	1 840,0	195,0
JAC	416	96	1 068	392	333,3	172,4
DONGFENG	63	5	379	19	1 160,0	1 894,7
CHANGAN	172	0	208	0		
FORD	15	1	133	66	1 400,0	101,5
GMC	5	0	40	3		1 233,3
JEEP	9	0	37	16		131,2
ISUZU	4	5	23	152	-20,0	-84,9
CHEVROLET	2	0	13	4		225,0
HYUNDAI	1	0	5	0		
KAICENE	4	0	5	0		
FOTON	1	0	3	0		
RIVIAN	0	0	2	0		
NISSAN	1	0	1	0		
VOLKSWAGEN	1	0	1	0		
TOTAL	2 053	378	10 447	4 511	443,1	131,6
TOTAL Russian brands	325	173	1 976	1 244	87,9	58,8
TOTAL foreign brands	1 728	205	8 471	3 267	742,9	159,3



PICKUPS

Top 15 model ranking of new pickup sales in Russia in August and 8 months 2023

Rank	Model	Brand	August 2023	August 2022	8 months 2023	8 months 2022	Change August 2023 vs 2022, %	Change 8 months 2023 vs 2022, %
1	POER	GREAT WALL	517	41	2 432	316	1 161,0	669,6
2	2363 PICKUP	UAZ	325	173	1 976	1 244	87,9	58,8
3	L200	MITSUBISHI	158	10	1 189	700	1 480,0	69,9
4	RAM	PICKUP	194	10	1 127	382	1 840,0	195,0
5	HILUX	TOYOTA	123	16	1 026	1 014	668,8	1,2
6	T6	JAC	269	90	900	385	198,9	133,8
7	WINGLE	GREAT WALL	13	19	592	155	-31,6	281,9
8	ZNA	DONGFENG	62	5	302	19	1 140,0	1 489,5
9	HUNTER PLUS	CHANGAN	172	0	208	0		
10	TUNDRA	TOYOTA	25	2	167	48	1 150,0	247,9
11	T8 PRO	JAC	147	0	162	0		
12	F-SERIES	FORD	10	1	95	65	900,0	46,2
13	RICH	DONGFENG	0	0	76	0		
14	RANGER	FORD	5	0	38	1		3 700,0
15	GLADIATOR	JEEP	9	0	37	16		131,2

8 months 2023

UAZ 2363 PICKUP
1 976 units **58,8%**



GREAT WALL POER
2 432 units **669,6%**



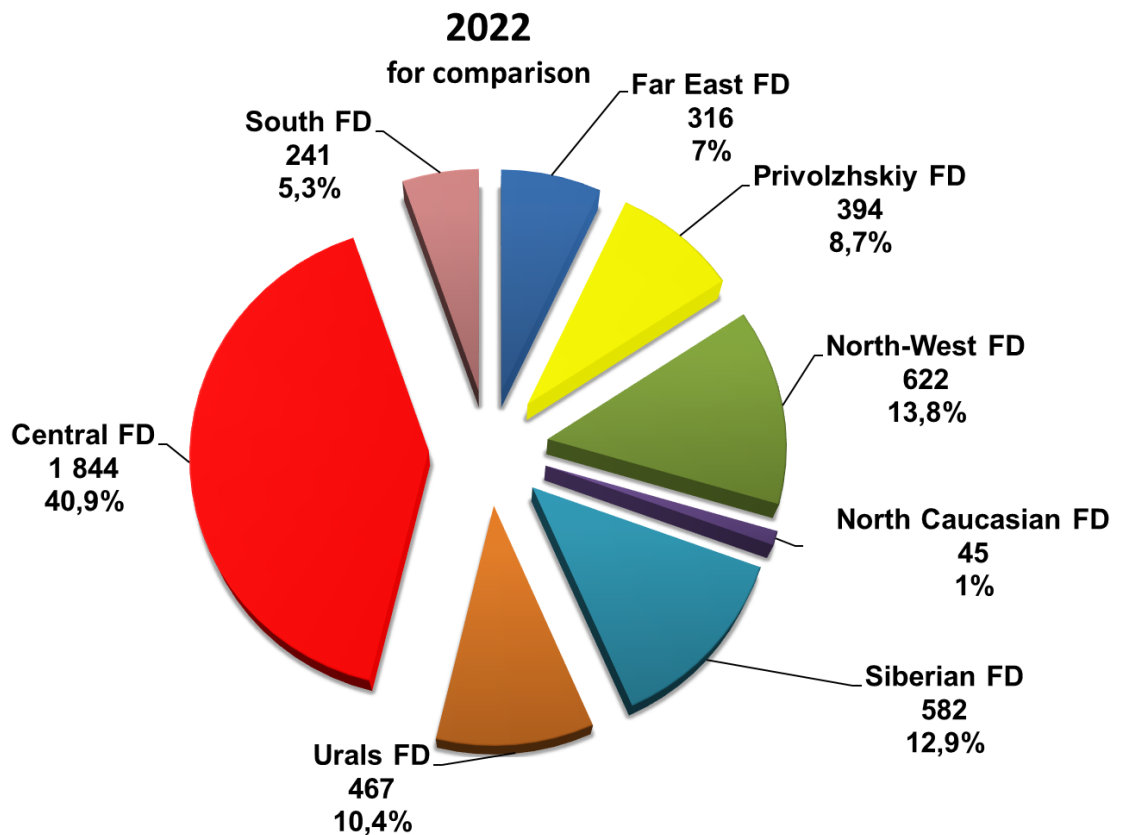
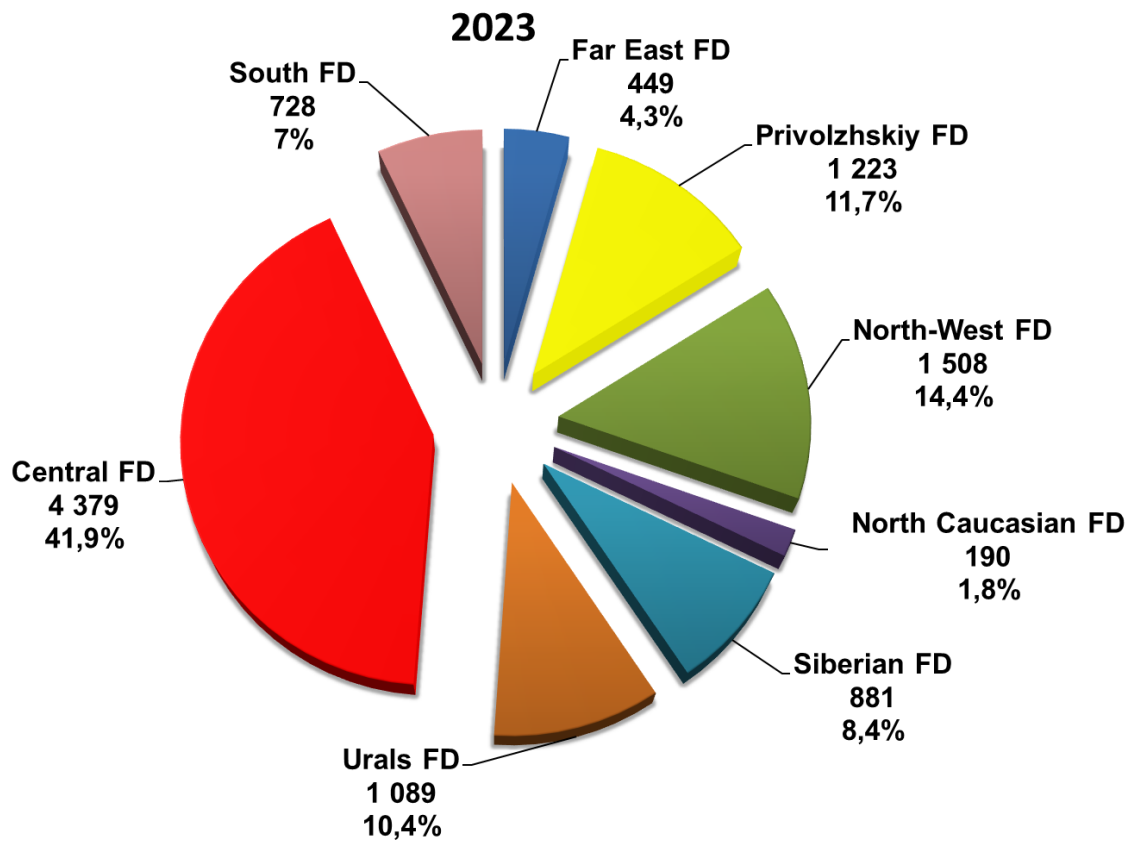
MITSUBISHI L200
1 189 units **69,9%**





PICKUPS

Structure of sales of new pickups in Russia 8 months 2023 by Federal District



OUR CONTACTS



ASM Holding, OAO

21/5, Entrance 6, Kuznetsky Most Street, Moscow 107031

Contract Department, tel.: +7 495 626 0944

e-mail: inf@asm-holding.ru

Head of Market Research Centre – **VASILY SEIN**

e-mail: vasein@asm-holding.ru

Telegram: [@marketASM](https://t.me/marketASM)

Project Manager – **ALEXANDER STERLIKOV**

Mobile: +7 905 747 2431

e-mail: sterlikov@asm-holding.ru

Website: www.asm-holding.ru

Telegram: [@ASMHOLDING](https://t.me/ASMHOLDING)



Association of Russian Automakers (OAR)

8, Novovladykinsky Proezd, bldg. 5, POB 81, Moscow 127106

Tel.: +7 495 739 7095

e-mail: info_oar@mail.ru

Adviser for International Cooperation – **YURI KRAVTSOV**

e-mail: kravtsov_oar@mail.ru

Website: www.oar-info.ru