



## PRESS-RELEASE

11 AUGUST 2023

### AUTOMOBILE MARKET OF RUSSIA IN JULY AND JANUARY-JULY 2023 PASSENGER CARS, LIGHT COMMERCIAL VEHICLES AND PICKUPS

In July 2023, sales of new passenger cars, light commercial vehicles and pickups in Russia grew by 154.7% year-on-year to 105 837 vehicles. In January-July 2023, the total sales were 546 920 vehicles, up 26.2% year-on-year\*.

#### Sales results by type of motor vehicles:

- Passenger cars – 97 460 units in July 2023, up 167.9% YOY; 494 851 units in January-July 2023, up 28.0%. Among them electric vehicles (BEVs) – 1 812 units in July 2023, up 1 092.1% YOY; 7 367 units in January-July 2023, up 417.0% YOY.
- Light commercial vehicles including light trucks (N1 category, without pickups) and minibuses (M2 category) – 6 864 units in July 2023, up 57.1% YOY; 43 675 units in January-July 2023, up 2.0% YOY. Among them electric vehicles (BEVs) – 4 units in July 2023, 0% YOY; 29 units in January-July 2023, up 3.6% YOY.
- Pickups – 1 513 units in July 2023, up 195.5%; 8 394 units in January-July 2023, up 103.1% YOY.

\* without sales to military, law enforcement and diplomatic agencies in RF

**MIMS**  
**automobility**  
**MOSCOW**  
our partners

#### COMMENT:

Alexander Kovrigin, Deputy Managing Director of ASM Holding, commented:

Sales of passenger cars on the Russian market grew by record 167.9% in July 2023. Such growth was mainly due to a low comparative base in July 2022 stipulated by the Special Military Operation and an impact of the sanctions. Any further growth of sales will depend on consumer buying capacity, car price movement, etc. We expect that new car sales, with sufficient saturation of the market, can grow in 2023 by 40% over the 2022 result.

In July 2023, we noted a significant 195.5% increase of new pickup sales. The situation in this segment is similar to that with cars. The GREAT WALL brand pickups set a sales record in July showing 507.5% growth and grabbing a big market share. We forecast growth of sales in this segment through 2023 by 100-110%.

Sales in the segment of light commercial vehicles grew by 57.2% in July. The growth in this segment is mainly due to high sales results of GAZ, UAZ, LADA and SOLLERS brands. We expect growth of LCV sales in 2023 by 20% over the previous year's result.

#### OUR CONTACTS:

ASM Holding, OAO

21/5, Kuznetsky Most St., 107031, Moscow, Russia

Tel: +7 (495) 625-51-79, +7 (495) 626-04-71

e-mail: [inf@asm-holding.ru](mailto:inf@asm-holding.ru)

Association of Russian Automakers (OAR)

8, Novovladykinsky Proezd, bldg 5, POB 81, 127106, Moscow, Russia

Tel: +7 (495) 739 70 95

e-mail: [info\\_oar@mail.ru](mailto:info_oar@mail.ru)



Developed by specialists of  
AVTOSTAT-INFO



# PASSENGER CARS

## Sales of new passenger cars in Russia in July and 7 months 2023 by brand

Brand	July 2023	July 2022	7 months 2023	7 months 2022	Change July 2023 vs 2022, %	Change 7 months 2023 vs 2022, %
LADA	28 255	10 467	163 137	84 014	169,9	94,2
CHERY	11 137	2 600	58 471	16 700	328,3	250,1
HAVAL	8 849	2 159	47 485	14 739	309,9	222,2
GEELY	9 112	2 390	41 915	10 860	281,3	286,0
KIA	3 259	4 302	22 268	49 431	-24,2	-55,0
EXEED	3 769	1 020	20 356	3 539	269,5	475,2
HYUNDAI	2 843	3 687	19 154	41 531	-22,9	-53,9
OMODA	4 753	0	18 577	0		
CHANGAN	5 445	170	14 233	1 301	3 102,9	994,0
TOYOTA	2 234	1 170	11 956	22 015	90,9	-45,7
JAC	1 731	52	5 677	222	3 228,8	2 457,2
VOLKSWAGEN	627	895	5 208	15 614	-29,9	-66,6
MOSKVICH	1 789	0	5 194	0		
BMW	944	255	4 888	9 257	270,2	-47,2
MITSUBISHI	722	813	4 219	8 456	-11,2	-50,1
UAZ	652	459	4 049	3 941	42,0	2,7
RENAULT	394	1 787	4 008	33 541	-78,0	-88,1
TANK	1 403	0	3 906	0		
MERCEDES	650	431	3 778	8 572	50,8	-55,9
MAZDA	724	588	3 590	7 939	23,1	-54,8
LEXUS	576	195	2 723	2 651	195,4	2,7
KAIYI	1 030	0	2 683	0		
SKODA	384	839	2 508	17 371	-54,2	-85,6
CHEVROLET	369	149	2 455	1 891	147,7	29,8
FAW	612	120	1 943	565	410,0	243,9
AUDI	343	189	1 886	3 365	81,5	-44,0
VOYAH	432	0	1 520	1		151 900,0
NISSAN	123	590	1 494	13 989	-79,2	-89,3
LAND ROVER	219	71	1 155	1 428	208,5	-19,1
PORSCHE	184	61	1 077	1 574	201,6	-31,6
EVOLUTE	166	0	1 034	0		
SUBARU	191	75	995	1 208	154,7	-17,6
SUZUKI	204	114	943	1 727	78,9	-45,4
GENESIS	101	141	832	1 621	-28,4	-48,7
TESLA	122	55	760	665	121,8	14,3
JETTA	376	0	732	0		
JEEP	146	74	710	610	97,3	16,4
JETOUR	567	0	702	0		
HONDA	148	50	621	489	196,0	27,0
GAC	197	8	561	264	2 362,5	112,5
LI XIANG	212	0	459	4		11 375,0



# PASSENGER CARS

Brand	July 2023	July 2022	7 months 2023	7 months 2022	Change July 2023 vs 2022, %	Change 7 months 2023 vs 2022, %
ZEEKR	160	0	448	0		
HONGQI	193	0	431	10		4 210,0
CADILLAC	73	20	420	318	265,0	32,1
BYD	47	9	310	38	422,2	715,8
CITROEN	26	31	310	338	-16,1	-8,3
LIVAN	248	0	277	0		
VOLVO	44	68	261	1 710	-35,3	-84,7
DFSK	55	37	223	140	48,6	59,3
FORD	39	41	220	179	-4,9	22,9
INFINITI	31	48	217	808	-35,4	-73,1
SKYWELL	29	2	151	13	1 350,0	1 061,5
GMC	26	2	135	10	1 200,0	1 250,0
DODGE	24	21	127	102	14,3	24,5
BAIC	104	0	109	0		
MINI	17	28	105	659	-39,3	-84,1
BENTLEY	7	5	79	66	40,0	19,7
AURUS	1	3	78	40	-66,7	95,0
LAMBORGHINI	9	1	71	20	800,0	255,0
PEUGEOT	10	28	70	338	-64,3	-79,3
AVATR	34	0	69	0		
LYNK AND CO	30	0	66	0		
SOUEAST	64	0	64	0		
FORTHING	31	0	58	0		
JAGUAR	16	6	55	148	166,7	-62,8
SSANGYONG	12	0	49	4		1 125,0
ROLLS ROYCE	8	3	47	74	166,7	-36,5
ACURA	7	5	42	15	40,0	180,0
HIPHI	11	0	40	0		
LINCOLN	7	1	39	12	600,0	225,0
MASERATI	5	1	31	59	400,0	-47,5
FERRARI	6	5	30	30	20,0	0,0
IRAN KHODRO	15	0	29	0		
ISUZU	5	5	25	105	0,0	-76,2
HUAWEI	12	0	24	0		
ALFA ROMEO	4	3	20	6	33,3	233,3
FIAT	3	1	20	23	200,0	-13,0
BUICK	3	1	19	13	200,0	46,2
DONGFENG	2	0	18	4		350,0
SOKON	2	0	17	0		
DAEWOO	0	0	16	0		
NIO	2	0	16	0		
POLESTAR	4	1	13	1	300,0	1 200,0
WELTMEISTER	1	0	13	6		116,7
DAIHATSU	1	0	12	6		100,0



# PASSENGER CARS

Brand	July 2023	July 2022	7 months 2023	7 months 2022	Change July 2023 vs 2022, %	Change 7 months 2023 vs 2022, %
ALPINA	5	0	11	2		450,0
OPEL	0	12	11	114	-100,0	-90,4
LOTUS	8	0	8	0		
ASTON MARTIN	3	1	7	4	200,0	75,0
HOZON	2	0	7	6		16,7
XIAOPENG	3	3	7	10	0,0	-30,0
DACIA	1	0	6	0		
LEAPMOTOR	0	0	6	0		
MG	1	0	6	1		500,0
SMART	2	1	6	7	100,0	-14,3
ORA	3	0	5	1		400,0
DENZA	1	0	4	0		
RIVIAN	1	0	3	0		
ROEWE	1	0	3	0		
WULING	1	0	3	0		
BLAVAL	0	0	2	0		
CUPRA	1	0	2	0		
DAYUN	2	0	2	0		
JMEV	0	0	2	0		
MCLAREN	0	1	2	1	-100,0	100,0
SAMSUNG	0	0	2	0		
ALPINE	0	0	1	0		
BAOJUN	0	0	1	0		
BAW	1	0	1	0		
CHRYSLER	0	0	1	4		-75,0
ENOVATE	0	0	1	0		
HAIMA	1	0	1	0		
LINKTOUR	0	0	1	0		
MORGAN	1	0	1	0		
SAIC-GM-WULING	0	0	1	0		
YEMA	0	0	1	2		-50,0
APAL	0	0	0	2		-100,0
DATSUN	0	3	0	5	-100,0	-100,0
GAZ	0	0	0	2		-100,0
LINGSTAR	0	0	0	1		-100,0
LUCID	0	1	0	1	-100,0	-100,0
RAVON	0	0	0	1		-100,0
SIMING	0	0	0	2		-100,0
SMA	0	0	0	2		-100,0
<b>TOTAL</b>	<b>97 460</b>	<b>36 374</b>	<b>494 851</b>	<b>386 558</b>	<b>167,9</b>	<b>28,0</b>
<b>TOTAL Russian brands</b>	<b>30 863</b>	<b>10 929</b>	<b>173 492</b>	<b>87 999</b>	<b>182,4</b>	<b>97,2</b>
<b>TOTAL foreign brands</b>	<b>66 597</b>	<b>25 445</b>	<b>321 359</b>	<b>298 559</b>	<b>161,7</b>	<b>7,6</b>

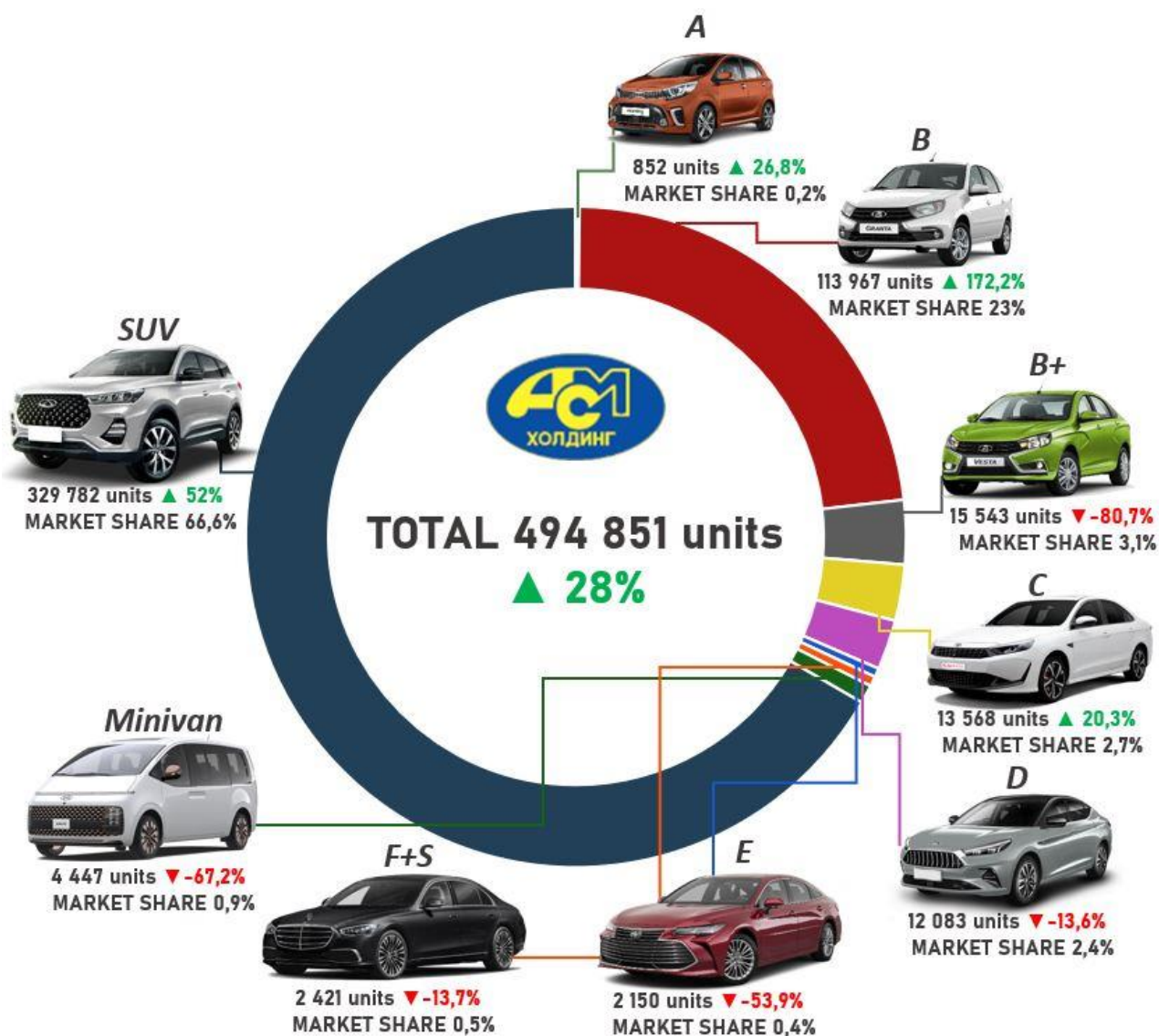


# PASSENGER CARS

## Sales of new passenger cars in Russia in July and 7 months 2023 by class

Class	July 2023	July 2022	7 months 2023	7 months 2022	Market share July 2023, %	Market share 7 months 2023, %	Change July 2023 vs 2022, %	Change 7 months 2023 vs 2022, %
A	76	84	852	672	0,1	0,2	-9,5	26,8
B	17 117	7 530	113 967	41 864	17,6	23,0	127,3	172,2
B+	5 686	5 873	15 543	80 717	5,8	3,1	-3,2	-80,7
C	3 346	936	13 568	11 280	3,4	2,7	257,5	20,3
D	3 115	1 090	12 083	13 980	3,2	2,4	185,8	-13,6
E	466	285	2 150	4 665	0,5	0,4	63,5	-53,9
F+S	523	245	2 421	2 805	0,5	0,5	113,5	-13,7
Minivan	786	1 073	4 447	13 557	0,8	0,9	-26,8	-67,2
SUV	66 342	19 257	329 782	216 987	68,1	66,6	244,5	52,0
Not identified	3	1	38	31			200,0	22,6
<b>TOTAL</b>	<b>97 460</b>	<b>36 374</b>	<b>494 851</b>	<b>386 558</b>	<b>100,0</b>	<b>100,0</b>	<b>167,9</b>	<b>28,0</b>

### 7 months 2023





# PASSENGER CARS

## Top 25 model ranking of new passenger car sales in Russia in July and 7 months 2023

Rank	Model	Brand	July 2023	July 2022	7 months 2023	7 months 2022	Change July 2023 vs 2022, %	Change 7 months 2023 vs 2022, %
1	GRANTA	LADA	16 780	6 531	111 045	28 672	156,9	287,3
2	TIGGO 7 PRO	CHERY	5 530	1 145	26 076	6 361	383,0	309,9
3	JOLION	HAVAL	4 447	1 164	23 766	6 921	282,0	243,4
4	2123 NIVA	LADA	3 123	378	23 550	9 022	726,2	161,0
5	COOLRAY	GEELY	4 067	1 243	21 394	4 575	227,2	367,6
6	2121 NIVA	LADA 4x4	3 077	129	18 300	4 479	2 285,3	308,6
7	C5	OMODA	3 981	0	17 419	0		
8	TIGGO 4 PRO	CHERY	2 724	0	14 193	0		
9	VESTA	LADA	5 191	2 148	9 177	25 350	141,7	-63,8
10	ATLAS PRO	GEELY	1 438	598	8 400	2 899	140,5	189,8
11	F7	HAVAL	1 804	324	8 172	3 363	456,8	143,0
12	TIGGO 8 PRO	CHERY	1 349	105	8 023	493	1 184,8	1 527,4
13	LX	EXEED	1 794	320	7 903	714	460,6	1 006,9
14	TUGELLA	GEELY	1 960	520	7 741	2 569	276,9	201,3
15	F7X	HAVAL	766	322	7 671	2 853	137,9	168,9
16	TXL	EXEED	1 191	342	7 006	1 537	248,2	355,8
17	TUCSON	HYUNDAI	967	414	6 474	3 795	133,6	70,6
18	SPORTAGE	KIA	1 128	759	6 385	5 567	48,6	14,7
19	DARGO	HAVAL	1 361	254	5 830	318	435,8	1 733,3
20	VX	EXEED	756	358	5 416	1 288	111,2	320,5
21	MOSKVICH 3	MOSKVICH	1 746	0	5 018	0		
22	TIGGO 4	CHERY	374	777	4 535	4 246	-51,9	6,8
23	J7	JAC	1 432	17	4 250	102	8 323,5	4 066,7
24	SANTA FE	HYUNDAI	750	201	4 209	1 654	273,1	154,5
25	CS35	CHANGAN	1 155	60	4 101	460	1 825,0	791,5

### 7 months 2023

\* GRANTA 2190+2191+2192+2194

LADA GRANTA\*

111 045 units **287,3%**

CHERY TIGGO 7 PRO  
26 076 units **309,9%**



HAVAL JOLION  
23 766 units **243,4%**





# PASSENGER CARS

## Sales of new electric cars (BEV) in Russia in July and 7 months 2023 by brand

Brand / electric cars	July 2023	July 2022	7 months 2023	7 months 2022	Change July 2023 vs 2022, %	Change 7 months 2023 vs 2022, %
VOYAH	432	0	1 520	1		151 900,0
VOLKSWAGEN	195	22	1 117	59	786,4	1 793,2
EVOLUTE	166	0	1 034	0		
TESLA	122	55	760	665	121,8	14,3
LI XIANG	212	0	459	4		11 375,0
ZEEKR	160	0	448	0		
HONGQI	193	0	431	10		4 210,0
BYD	47	9	310	38	422,2	715,8
BMW	37	7	209	38	428,6	450,0
MOSKVICH	43	0	176	0		
SKYWELL	29	2	151	13	1 350,0	1 061,5
HONDA	44	2	141	9	2 100,0	1 466,7
AUDI	16	16	118	186	0,0	-36,6
MERCEDES	4	5	79	18	-20,0	338,9
AVATR	34	0	69	0		
PORSCHE	11	12	62	154	-8,3	-59,7
HIPHI	11	0	40	0		
HYUNDAI	5	4	33	20	25,0	65,0
HUAWEI	12	0	24	0		
SOKON	2	0	17	0		
DONGFENG	1	0	16	4		300,0
NIO	2	0	16	0		
NISSAN	1	1	16	25	0,0	-36,0
POLESTAR	4	1	13	1	300,0	1200,0
WELTMEISTER	1	0	13	6		116,7
FORD	2	1	9	19	100,0	-52,6
LOTUS	8	0	8	0		
HOZON	2	0	7	6		16,7
KIA	2	1	7	6	100,0	76,7
MAZDA	2	10	7	64	-80,0	-89,1
XIAOPENG	3	3	7	10	0,0	-30,0
GEELY	1	0	6	2		200,0
LEAPMOTOR	0	0	6	0		
FIAT	0	0	5	2		150,0
JAGUAR	3	0	5	23		-78,3
ORA	3	0	5	1		400,0
RIVIAN	1	0	3	0		
WULING	1	0	3	0		
BAIC	0	0	2	0		
BLAVAL	0	0	2	0		
CHANGAN	0	0	2	1		100,0



# PASSENGER CARS

Brand / electric cars	July 2023	July 2022	7 months 2023	7 months 2022	Change July 2023 vs 2022, %	Change 7 months 2023 vs 2022, %
CHERY	0	0	2	5		-60,0
CHEVROLET	0	0	2	6		-66,7
JMEV	0	0	2	0		
BAOJUN	0	0	1	0		
ENOVATE	0	0	1	0		
SAIC-GM-WULING	0	0	1	0		
TOYOTA	0	0	1	0		
YEMA	0	0	1	2		-50,0
GAC	0	1	0	2	-100,0	-100,0
JAC	0	0	0	22		-100,0
LINGSTAR	0	0	0	1		-100,0
SIMING	0	0	0	2		-100,0
<b>TOTAL</b>	<b>1 812</b>	<b>152</b>	<b>7 367</b>	<b>1 425</b>	<b>1 092,1</b>	<b>417,0</b>
<b>TOTAL Russian brands</b>	<b>209</b>	<b>0</b>	<b>1 210</b>	<b>0</b>		
<b>TOTAL foreign brands</b>	<b>1 603</b>	<b>152</b>	<b>6 157</b>	<b>1 425</b>	<b>9 54,6</b>	<b>332,1</b>

## 7 months 2023

VOYAH FREE  
1 520 units **NEW**

VOLKSWAGEN ID4  
726 units **1478,3%**



EVOLUTE I-PRO  
625 units **NEW**

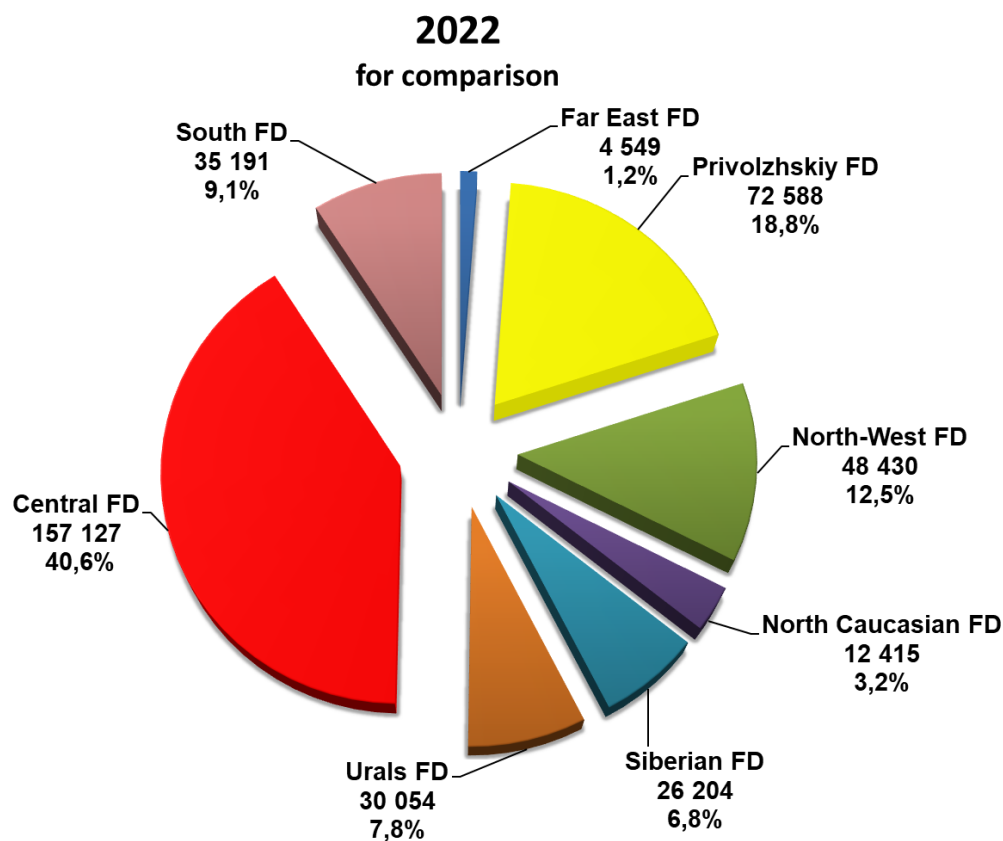
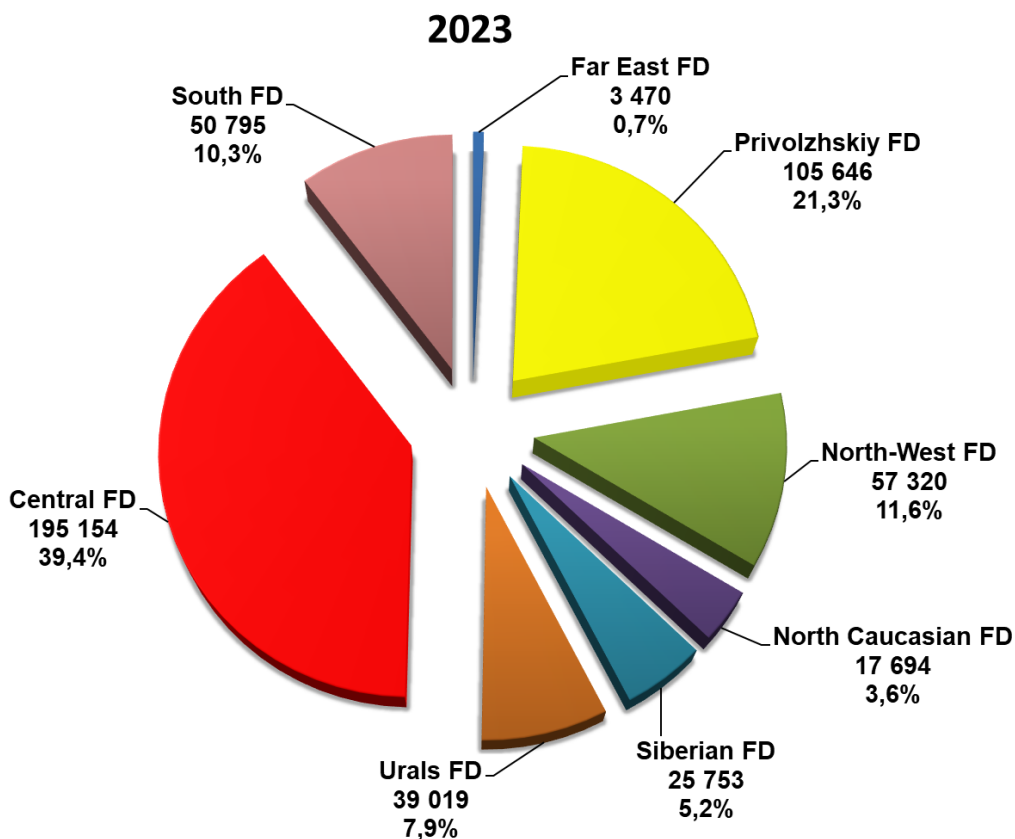






# PASSENGER CARS

## Structure of new car sales in Russia in 7 months 2023 by Federal District





# LIGHT COMMERCIAL VEHICLES

Sales of new light commercial vehicles in Russia  
Including light trucks (N1 category) and minibuses (M2 category)  
in July and 7 months 2023 by brand (without pickups)

Brand	July 2023	July 2022	7 months 2023	7 months 2022	Change July 2023 vs 2022, %	Change 7 months 2023 vs 2022, %
GAZ	4 471	2 758	26 982	20 043	62,1	34,6
UAZ	1 173	877	8 180	6 309	33,8	29,7
LADA	255	331	2 213	4 322	-23,0	-48,8
SOLLERS	492	0	1 918	0		
FORD	46	226	1 205	5 927	-79,6	-79,7
MERCEDES	139	56	892	664	148,2	34,3
VOLKSWAGEN	58	42	441	1 133	38,1	-61,1
PEUGEOT	8	136	282	1 708	-94,1	-83,5
SUZUKI	52	0	247	0		
FIAT	30	3	199	163	900,0	22,1
CITROEN	12	112	180	1 247	-89,3	-85,6
DONGFENG	31	0	176	0		
KIA	25	5	171	39	400,0	338,5
IVECO	15	44	149	308	-65,9	-51,6
TOYOTA	11	8	80	121	37,5	-33,9
HYUNDAI	3	22	71	288	-86,4	-75,3
RENAULT	14	8	71	82	75,0	-13,4
JAC	11	0	61	14		335,7
OPEL	1	30	59	442	-96,7	-86,7
BAW	1	0	41	0		
MINI	4	3	16	13	33,3	23,1
NISSAN	1	0	9	6		50,0
CHANGAN	3	0	5	0		
EVM	1	0	5	0		
LDV	0	0	4	0		
PVR	4	0	4	0		
MAZ	0	0	3	0		
WULING	0	0	3	0		
FORTHING	0	0	2	0		
MAN	1	0	2	0		
DAIHATSU	0	2	1	3	-100,0	-66,7
DAYUN	1	0	1	0		
SKYWELL	0	0	1	0		
YUCHAI	1	0	1	0		
ASHOK LEYLAND	0	1	0	3	-100,0	-100,0
DFSK	0	1	0	1	-100,0	-100,0
GMC	0	0	0	3		-100,0
<b>TOTAL</b>	<b>6 864</b>	<b>4 665</b>	<b>43 675</b>	<b>42 839</b>	<b>47,1</b>	<b>2,0</b>
<b>TOTAL Russian brands</b>	<b>6 392</b>	<b>3 966</b>	<b>39 298</b>	<b>30 674</b>	<b>61,2</b>	<b>28,1</b>
<b>TOTAL foreign brands</b>	<b>472</b>	<b>699</b>	<b>4 377</b>	<b>12 165</b>	<b>-32,5</b>	<b>-64,0</b>



# LIGHT COMMERCIAL VEHICLES

## Sales of new electric light commercial vehicles (BEV) in Russia Including light trucks in July and 7 months 2023 by brand and model (without pickups)

Brand / electric LCV	July 2023	July 2022	7 months 2023	7 months 2022	Change July 2023 vs 2022, %	Change 7 months 2023 vs 2022, %
MERCEDES	2	3	13	27	-33,3	-51,9
EVM	1	0	5	0		
LDV	0	0	4	0		
FORTHING	0	0	2	0		
GAZ	0	0	2	0		
SKYWELL	0	0	1	0		
YUCHAI	0	0	1	0		
WULING	1	0	1	0		
DFSK	0	1	0	1	-100,0	-100,0
<b>TOTAL</b>	<b>4</b>	<b>4</b>	<b>29</b>	<b>28</b>	<b>0,0</b>	<b>3,6</b>
<b>TOTAL Russian brands</b>	<b>1</b>	<b>0</b>	<b>7</b>	<b>0</b>		
<b>TOTAL foreign brands</b>	<b>3</b>	<b>4</b>	<b>22</b>	<b>28</b>	<b>-25,0</b>	<b>-21,4</b>



# LIGHT COMMERCIAL VEHICLES

Top 25 model ranking of new LCV sales including light trucks (N1 category) and minibuses (M2 category) in Russia, in July and 7 months 2023 (without pickups)

Rank	Model	Brand	July 2023	July 2022	7 months 2023	7 months 2022	Change July 2023 vs 2022, %	Change 7 months 2023 vs 2022, %
1	GAZelle NEXT	GAZ	2 888	1 668	16 814	11 789	73,1	42,6
2	3302 GAZelle	GAZ	635	427	3 630	3 477	48,7	4,4
3	3909	UAZ	507	442	3 349	3 180	14,7	5,3
4	2752 SOBOL	GAZ	409	341	2 815	2 534	19,9	11,1
5	PROFI	UAZ	364	234	2 151	1 293	55,6	66,4
6	2349 WIS	LADA	214	45	1 671	558	375,6	199,5
7	ATLANT	SOLLERS	395	0	1 625	0		
8	TRANSIT	FORD	39	226	1 186	5 925	-82,7	-80,0
9	2310 SOBOL	GAZ	159	159	1 051	926	0,0	13,5
10	2206	UAZ	164	7	908	488	2 242,9	86,1
11	3221 GAZelle	GAZ	93	35	832	454	165,7	83,3
12	2217 SOBOL	GAZ	100	56	705	550	78,6	28,2
13	V-CLASS	MERCEDES	97	22	663	159	340,9	317,0
14	3962	UAZ	48	78	634	537	-38,5	18,1
15	3741	UAZ	52	86	578	510	-39,5	13,3
16	SOBOL NN	GAZ	96	0	495	0		
17	LARGUS FURGON	LADA	14	275	438	3 605	-94,9	-87,9
18	2705 GAZelle	GAZ	51	72	412	313	-29,2	31,6
19	128811	UAZ	9	0	338	80		322,5
20	ARGO	SOLLERS	97	0	293	0		
21	MULTIVAN	VOLKSWAGEN	31	4	282	130	675,0	116,9
22	ERTIGO	SUZUKI	51	0	242	0		
23	GAZelle NN	GAZ	40	0	227	0		
24	3303	UAZ	29	23	214	171	26,1	25,1
25	DUCATO	FIAT	30	3	197	163	900,0	20,9

## 7 months 2023

### GAZelle NEXT

16 814 units **42,6%**

### GAZelle 3302

3 630 units **4,4%**

### UAZ 3909

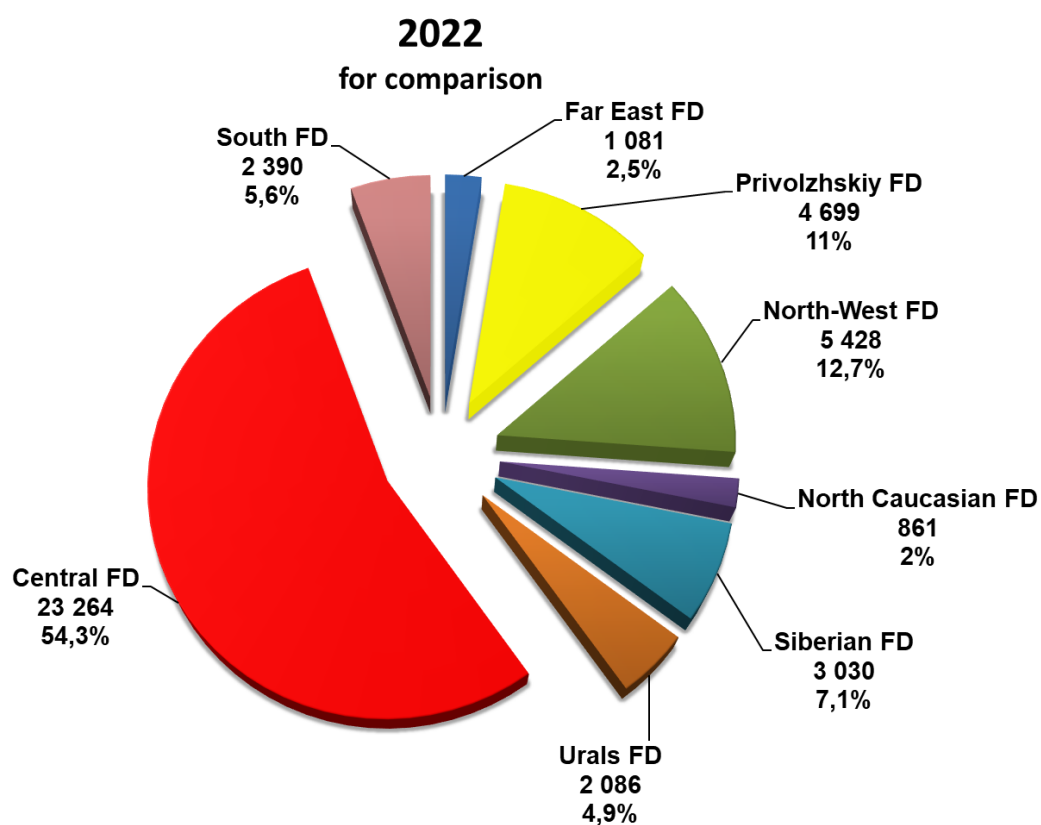
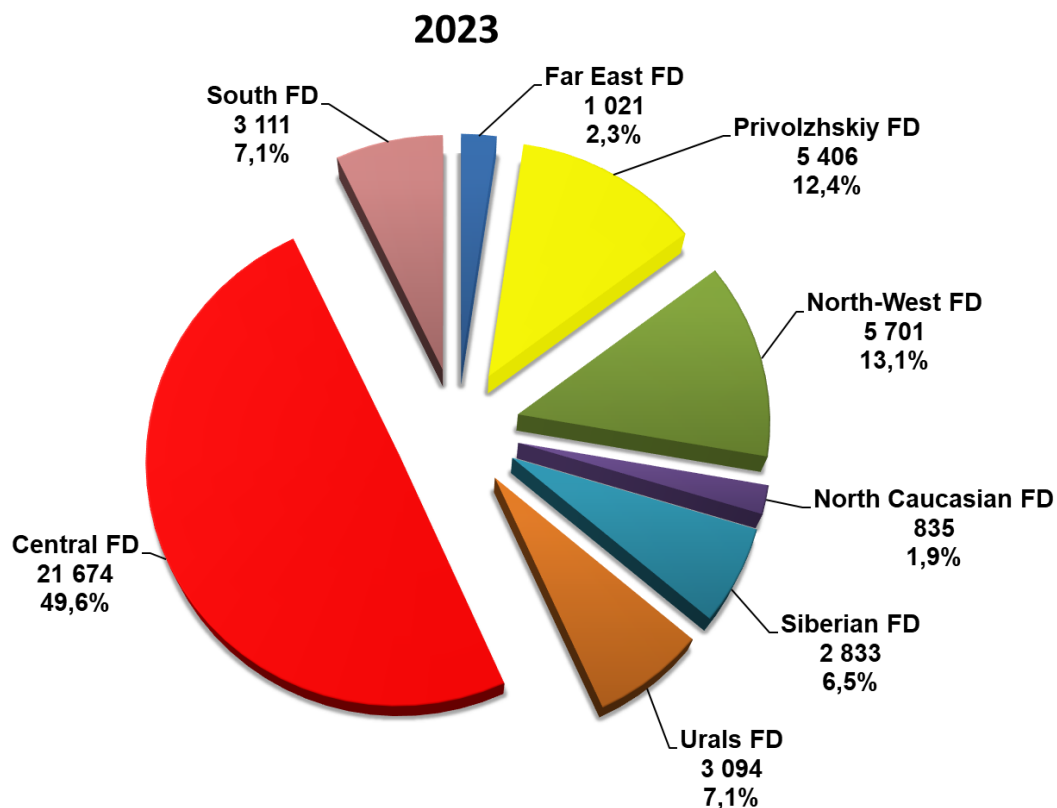
3 349 units **5,3%**





# LIGHT COMMERCIAL VEHICLES

Structure of new LCV sales including light trucks (N1 category) and minibuses (M2 category) in Russia in 7 months 2023 by Federal District

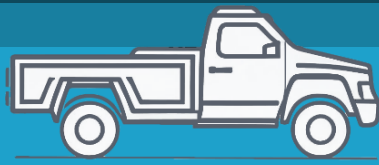




# PICKUPS

## Sales of new pickups in Russia in July and 7 months 2023 by brand

Brand	July 2023	July 2022	7 months 2023	7 months 2022	Change July 2023 vs 2022, %	Change 7 months 2023 vs 2022, %
GREAT WALL	444	109	2 497	411	307,3	507,5
UAZ	266	126	1 651	1 071	111,1	54,2
TOYOTA	159	68	1 058	1 044	133,8	1,3
mitsubishi	176	57	1 031	690	208,8	49,4
RAM	165	60	933	372	175,0	150,8
JAC	185	69	652	296	168,1	120,3
DONGFENG	45	10	316	14	350,0	2 157,1
FORD	16	8	118	65	100,0	81,5
CHANGAN	36	0	37	0		
GMC	9	1	35	3	800,0	1 066,7
JEEP	7	1	28	16	600,0	75,0
ISUZU	2	3	19	147	-33,3	-87,1
CHEVROLET	1	0	11	4		175,0
HYUNDAI	1	0	4	0		
FOTON	0	0	2	0		
RIVIAN	1	0	2	0		
<b>TOTAL</b>	<b>1 513</b>	<b>512</b>	<b>8 394</b>	<b>4 133</b>	<b>195,5</b>	<b>103,1</b>
<b>TOTAL Russian brands</b>	<b>266</b>	<b>126</b>	<b>1 651</b>	<b>1 071</b>	<b>111,1</b>	<b>54,2</b>
<b>TOTAL foreign brands</b>	<b>1 247</b>	<b>386</b>	<b>6 743</b>	<b>3 062</b>	<b>223,1</b>	<b>120,2</b>



# PICKUPS

## Top 15 model ranking of new pickup sales in Russia in July and 7 months 2023

Rank	Model	Brand	July 2023	July 2022	7 months 2023	7 months 2022	Change July 2023 vs 2022, %	Change 7 months 2023 vs 2022, %
1	POER	GREAT WALL	432	56	1 915	275	671,4	596,4
2	2363 PICKUP	UAZ	266	126	1 651	1 071	111,1	54,2
3	L200	mitsubishi	176	57	1 031	690	208,8	49,4
4	RAM	PICKUP	165	60	933	372	175,0	150,8
5	HILUX	TOYOTA	138	56	903	998	146,4	-9,5
6	T6	JAC	173	69	631	295	150,7	113,9
7	WINGLE	GREAT WALL	10	53	579	136	-81,1	325,7
8	ZNA	DONGFENG	0	10	240	14	-100,0	1 614,3
9	TUNDRA	TOYOTA	20	12	142	46	66,7	208,7
10	F-SERIES	FORD	9	7	85	64	28,6	32,8
11	RICH	DONGFENG	45	0	76	0		
12	HUNTER PLUS	CHANGAN	36	0	36	0		
13	RANGER	FORD	7	1	33	1	600,0	3 200,0
14	GLADIATOR	JEEP	7	1	28	16	600,0	75,0
15	D-MAX	ISUZU	2	3	19	147	-33,3	-87,1

### 7 months 2023

UAZ 2363 PICKUP  
1 651 units **54,2%**



GREAT WALL POER  
1 915 units **596,4%**



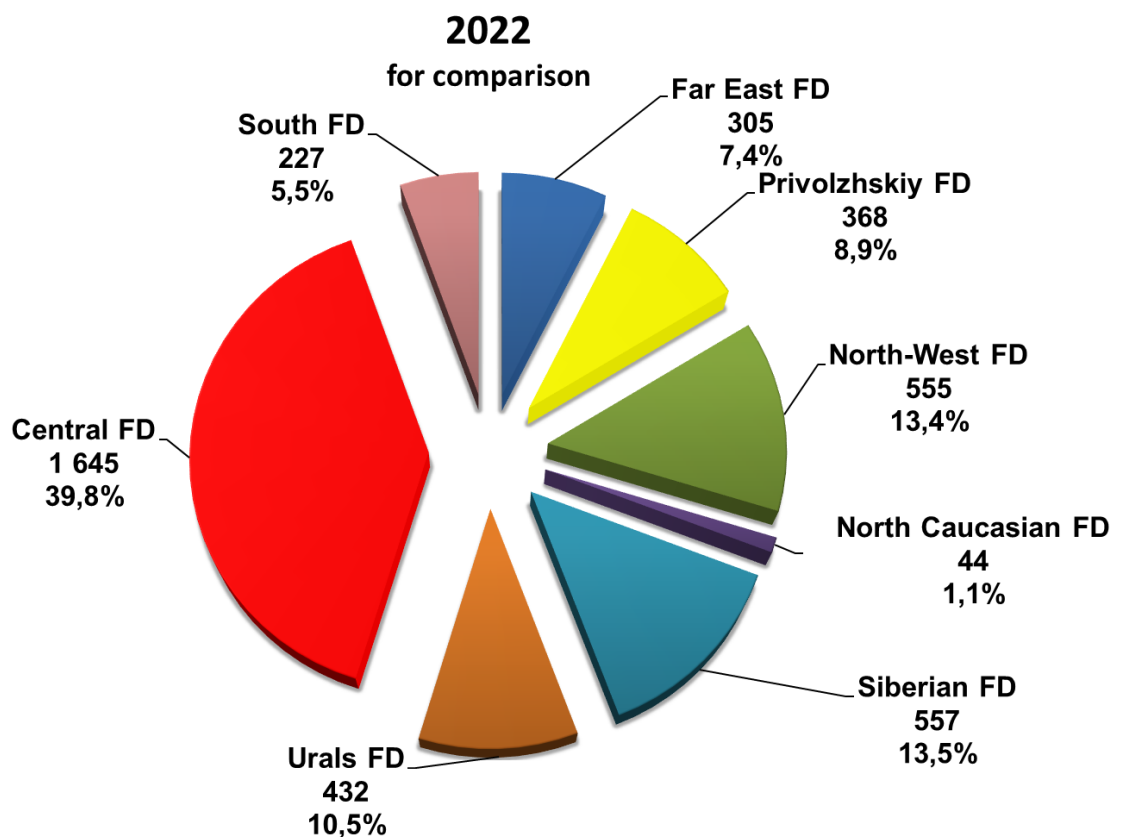
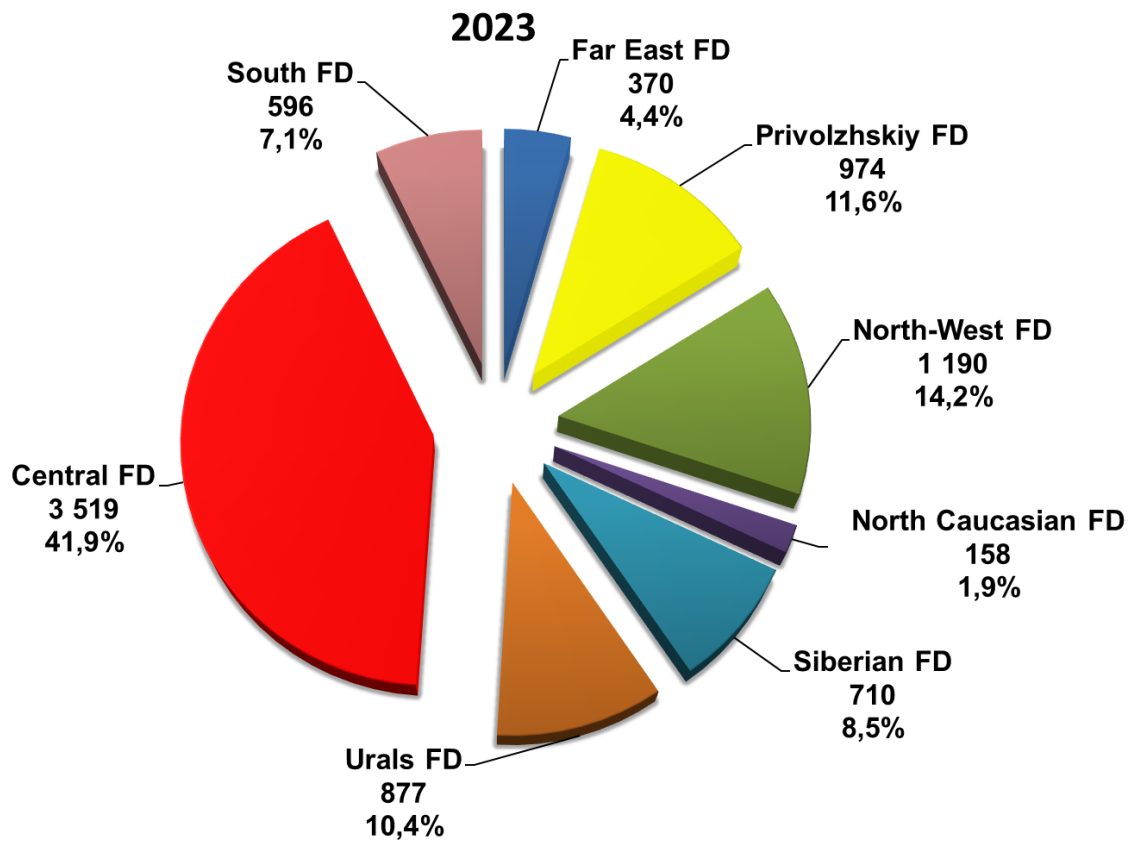
MITSUBISHI L200  
1 031 units **49,4%**





# PICKUPS

## Structure of sales of new pickups in Russia 7 months 2023 by Federal District





# OUR CONTACTS



## **ASM Holding, OAO**

21/5, Entrance 6, Kuznetsky Most Street, Moscow 107031

Contract Department, tel.: +7 495 626 0944

e-mail: [inf@asm-holding.ru](mailto:inf@asm-holding.ru)

Head of Market Research Centre – **VASILY SEIN**

e-mail: [vasein@asm-holding.ru](mailto:vasein@asm-holding.ru)

Telegram: [@marketASM](https://www.instagram.com/marketASM)

Project Manager – **ALEXANDER STERLIKOV**

Mobile: +7 905 747 2431

e-mail: [sterlikov@asm-holding.ru](mailto:sterlikov@asm-holding.ru)

Website: [www.asm-holding.ru](http://www.asm-holding.ru)

Telegram: [@ASMHOLDING](https://www.instagram.com/ASMHOLDING)



## **Association of Russian Automakers (OAR)**

8, Novovladykinsky Proezd, bldg. 5, POB 81, Moscow 127106

Tel.: +7 495 739 7095

e-mail: [info\\_oar@mail.ru](mailto:info_oar@mail.ru)

Adviser for International Cooperation – **YURI KRAVTSOV**

e-mail: [kravtsov\\_oar@mail.ru](mailto:kravtsov_oar@mail.ru)

Website: [www.oar-info.ru](http://www.oar-info.ru)