



## PRESS-RELEASE

12 MAY 2023

### AUTOMOBILE MARKET OF RUSSIA IN APRIL AND JANUARY-APRIL 2023 PASSENGER CARS, LIGHT COMMERCIAL VEHICLES AND PICKUPS

In April 2023, sales of new passenger cars, light commercial vehicles and pickups in Russia grew by 149.8% year-on-year to 82 541 vehicles. In January-April 2023, the total sales were 272 753 vehicles, down 15.6% year-on-year\*.

Sales results by type of motor vehicles:

- Passenger cars – 74 273 units in April 2023, up 166.6% YOY; 245 470 units in January-April 2023, down 15.3%. Among them electric vehicles – 982 units in April 2023, up 454.8% YOY; 2 775 units in January-April, up 182.9% YOY.
- Light commercial vehicles including light trucks (N1 category, without pickups) and minibuses (M2 category) – 7 003 units in April 2023, up 47.7% YOY; 22 991 units in January-April 2023, down 24.5% YOY. Among them electric vehicles – 1 unit in April 2023, down 66.7% YOY; 12 units in January-April 2023, down 29.4% YOY.
- Pickups – 1 265 units in April 2023, up 184.3%; 4 292 units in January-April 2023, up 53.2% YOY.

\* without sales to military, law enforcement and diplomatic agencies in RF

**MIMS**  
**automobility**  
**MOSCOW**  
our partners

#### COMMENT:

Alexander Kovrigin, Deputy Managing Director of ASM Holding, commented:

Sales of passenger cars on the Russian market grew by record 166.6% in April 2023. Such growth was mainly due to a low comparative base in April 2022 stipulated by launching the military operation in Ukraine. Any further growth of sales will depend on consumer buying capacity, car price movement, etc. We expect improvement of sales in the car market in 2023, with annual growth by 30%.

In April 2023, we noted a 184.3% increase of new pickup sales. The situation in this segment is similar to that with cars. We forecast growth of sales in this segment through 2023 by 50-60%.

Sales in the segment of light commercial vehicles grew by 47.7% in April. The growth in this segment is not such significant as in other segments, and it is mainly due to high sales results of GAZ brand (up 120.5% YOY). We expect growth of LCV sales in 2023 by 20% over the previous year's result.

#### OUR CONTACTS:

ASM Holding, OAO

21/5, Kuznetsky Most St., 107031, Moscow, Russia

Tel: +7 (495) 625-51-79, +7 (495) 626-04-71

e-mail: [inf@asm-holding.ru](mailto:inf@asm-holding.ru)

Association of Russian Automakers (OAR)

8, Novovladykinsky Proezd, bldg 5, POB 81, 127106, Moscow, Russia

Tel: +7 (495) 739 70 95



Developed by specialists of  
AVTOSTAT-INFO



# PASSENGER CARS

## Sales of new passenger cars in Russia in April and 4 months 2023 by brand

Brand	April 2023	April 2022	4 months 2023	4 months 2022	Change April 2023 vs 2022, %	Change 4 months 2023 vs 2022, %
LADA	25 344	6 465	88 922	58 877	292,0	51,0
CHERY	9 298	1 270	29 834	10 114	632,1	195,0
HAVAL	6 840	982	22 915	9 762	596,5	134,7
GEELY	7 162	649	19 287	5 889	1 003,5	227,5
KIA	3 355	3 408	12 894	37 189	-1,6	-65,3
HYUNDAI	2 835	2 999	10 916	30 854	-5,5	-64,6
EXEED	3 179	379	10 487	1 114	738,8	841,4
OMODA	2 471	0	7 882	0		
TOYOTA	1 738	1 167	5 761	18 934	48,9	-69,6
CHANGAN	1 494	96	3 309	863	1 456,2	283,4
VOLKSWAGEN	1 044	1 062	3 033	12 988	-1,7	-76,6
RENAULT	643	2 166	2 656	27 409	-70,3	-90,3
BMW	759	1 022	2 372	8 466	-25,7	-72,0
UAZ	522	437	2 285	2 977	19,5	-23,2
MITSUBISHI	573	408	2 219	6 533	40,4	-66,0
MERCEDES	566	637	1 999	7 206	-11,1	-72,3
JAC	885	8	1 949	121	10 962,5	1 510,7
MAZDA	499	647	1 715	6 258	-22,9	-72,6
SKODA	353	1 409	1 514	14 460	-74,9	-89,5
CHEVROLET	408	108	1 439	1 462	277,8	-1,6
LEXUS	403	108	1 265	2 245	273,1	-43,7
NISSAN	295	860	1 021	11 256	-65,7	-90,9
MOSKVICH	473	0	946	0		
AUDI	275	313	910	2 746	-12,1	-66,9
TANK	517	0	639	0		
FAW	194	65	622	301	198,5	106,6
PORSCHE	159	116	591	1 357	37,1	-56,4
LAND ROVER	173	79	572	1 206	119,0	-52,6
EVOLUTE	187	0	552	0		
SUBARU	140	87	536	994	60,9	-46,1
GENESIS	115	135	511	1 207	-14,8	-57,7
VOYAH	162	0	455	0		
TESLA	123	85	377	472	44,7	-20,1
SUZUKI	121	114	375	1 389	6,1	-73,0
JEEP	91	70	364	405	30,0	-10,1
HONDA	71	50	227	359	42,0	-36,8
CADILLAC	56	19	225	265	194,7	-15,1
KAIYI	145	0	176	0		
CITROEN	72	19	175	246	278,9	-28,9
BYD	58	7	143	17	728,6	741,2
VOLVO	39	102	143	1 494	-61,8	-90,4



# PASSENGER CARS

Brand	April 2023	April 2022	4 months 2023	4 months 2022	Change April 2023 vs 2022, %	Change 4 months 2023 vs 2022, %
INFINITI	40	59	123	660	-32,2	-81,4
GAC	28	19	101	238	47,4	-57,6
FORD	33	18	93	77	83,3	20,8
HONGQI	37	3	91	7	1 133,3	1 200,0
DFSK	44	13	89	73	238,5	21,9
LI XIANG	39	0	80	0		
SKYWELL	30	2	67	9	1 400,0	644,4
DODGE	24	21	59	45	14,3	31,1
GMC	16	1	58	2	1 500,0	2 800,0
MINI	9	47	57	514	-80,9	-88,9
BENTLEY	8	6	43	52	33,3	-17,3
PEUGEOT	12	33	43	253	-63,6	-83,0
LAMBORGHINI	20	5	35	15	300,0	133,3
SSANGYONG	6	0	24	1		2 300,0
JAGUAR	6	10	23	126	-40,0	-81,7
ROLLS ROYCE	6	5	23	62	20,0	-62,9
ACURA	4	1	22	6	300,0	266,7
MASERATI	5	9	17	52	-44,4	-67,3
LINCOLN	7	3	16	7	133,3	128,6
FERRARI	9	3	14	18	200,0	-22,2
FIAT	4	0	14	20		-30,0
AURUS	2	2	11	12	0,0	-8,3
DAEWOO	3	0	10	0		
DONGFENG	2	0	10	2		400,0
AVATR	9	0	9	0		
HIPHI	4	0	9	0		
ISUZU	3	24	9	88	-87,5	-89,8
SOKON	2	0	9	0		
ALFA ROMEO	2	0	8	1		700,0
DAIHATSU	1	1	7	6	0,0	16,7
HUAWEI	3	0	7	0		
IRAN KHODRO	0	0	7	0		
BUICK	0	1	6	7	-100,0	-14,3
NIO	2	0	6	0		
OPEL	1	9	6	91	-88,9	-93,4
BAIC	0	0	5	0		
WELTMEISTER	1	1	5	5	0,0	0,0
DACIA	0	0	4	0		
LEAPMOTOR	1	0	4	0		
MG	3	1	4	1	200,0	300,0
POLESTAR	3	0	4	0		
ALPINA	1	0	3	1		200,0
ASTON MARTIN	1	1	3	2	0,0	50,0
BLAVAL	0	0	2	0		



# PASSENGER CARS

Brand	April 2023	April 2022	4 months 2023	4 months 2022	Change April 2023 vs 2022, %	Change 4 months 2023 vs 2022, %
HOZON	0	0	2	4		-50,0
JMEV	0	0	2	0		
WULING	2	0	2	0		
XIAOPENG	0	4	2	5	-100,0	-60,0
ALPINE	0	0	1	0		
BAOJUN	1	0	1	0		
CUPRA	1	0	1	0		
ENOVATE	0	0	1	0		
MCLAREN	0	0	1	0		
ORA	0	0	1	1		0,0
RIVIAN	0	0	1	0		
ROEWE	0	0	1	0		
YEMA	1	0	1	0		
APAL	0	0	0	2		-100,0
CHRYSLER	0	0	0	1		-100,0
DATSUN	0	1	0	1	-100,0	-100,0
GAZ	0	0	0	1		-100,0
RAVON	0	0	0	1		-100,0
SIMING	0	0	0	2		-100,0
SMA	0	0	0	1		-100,0
SMART	0	4	0	6	-100,0	-100,0
<b>TOTAL</b>	<b>74 273</b>	<b>27 855</b>	<b>245 470</b>	<b>289 913</b>	<b>166,6</b>	<b>-15,3</b>
<b>TOTAL Russian brands</b>	<b>26 528</b>	<b>6 904</b>	<b>92 716</b>	<b>61 869</b>	<b>284,2</b>	<b>49,9</b>
<b>TOTAL foreign brands</b>	<b>47 745</b>	<b>20 951</b>	<b>152 754</b>	<b>228 044</b>	<b>127,9</b>	<b>-33,0</b>

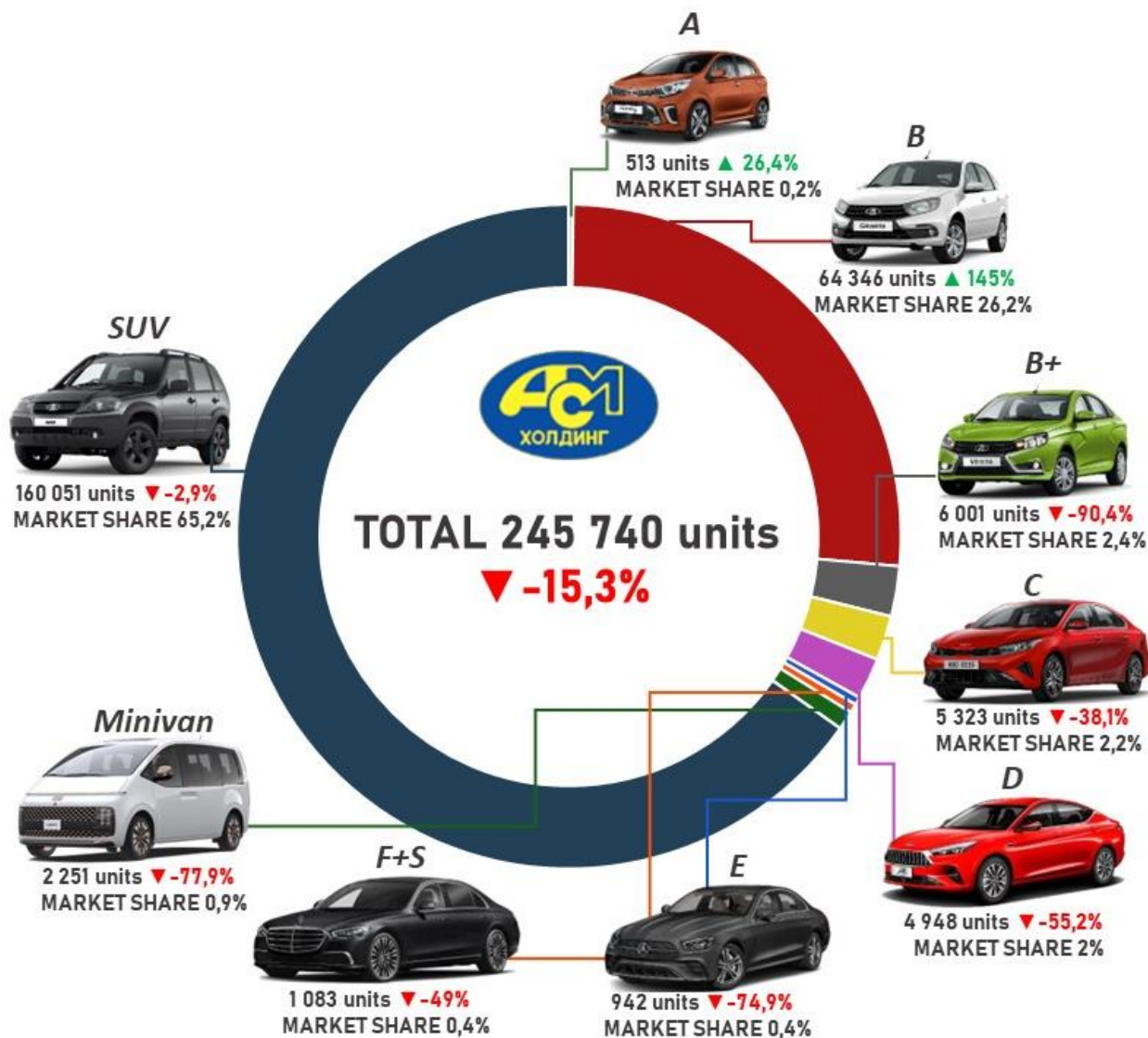


# PASSENGER CARS

## Sales of new passenger cars in Russia in April and 4 months 2023 by class

Class	April 2023	April 2022	4 months 2023	4 months 2022	Market share April 2023, %	Market share 4 months 2023, %	Change April 2023 vs 2022, %	Change 4 months 2023 vs 2022, %
A	147	55	513	406	0,2	0,2	167,3	26,4
B	18 825	3 255	64 346	26 261	25,4	26,2	478,3	145,0
B+	1 258	5 759	6 001	62 718	1,7	2,4	-78,2	-90,4
C	1 809	775	5 323	8 596	2,4	2,2	133,4	-38,1
D	1 654	920	4 948	11 039	2,2	2,0	79,8	-55,2
E	313	424	942	3 757	0,4	0,4	-26,2	-74,9
F+S	344	351	1 083	2 122	0,5	0,4	-2,0	-49,0
Minivan	632	1 062	2 251	10 179	0,9	0,9	-40,5	-77,9
SUV	49 286	15 254	160 051	164 830	66,4	65,2	223,1	-2,9
Not identified	5		12	5				140,0
<b>TOTAL</b>	<b>74 273</b>	<b>27 855</b>	<b>245 470</b>	<b>289 913</b>	<b>100,0</b>	<b>100,0</b>	<b>166,6</b>	<b>-15,3</b>

### 4 months 2023





# PASSENGER CARS

## Top 25 model ranking of new passenger car sales in Russia in April and 4 months 2023

Rank	Model	Brand	April 2023	April 2022	4 months 2023	4 months 2022	Change April 2023 vs 2022, %	Change 4 months 2023 vs 2022, %
1	GRANTA*	LADA	18 380	2 181	62 494	16 170	742,7	286,5
2	2123 NIVA	LADA	3 784	919	14 247	7 110	311,8	100,4
3	TIGGO 7 PRO	CHERY	3 071	469	11 910	3 552	554,8	235,3
4	JOLION	HAVAL	3 531	399	10 702	4 327	785,0	147,3
5	COOLRAY	GEELY	4 156	258	10 500	2 070	1 510,9	407,2
6	2121 NIVA	LADA 4x4	2 808	549	9 956	3 786	411,5	163,0
7	C5	OMODA	2 471	0	7 882	0		
8	TIGGO 4 PRO	CHERY	3 381	0	7 005	0		
9	ATLAS PRO	GEELY	1 011	170	4 842	1 644	494,7	194,5
10	F7X	HAVAL	1 297	232	4 754	1 982	459,1	139,9
11	TIGGO 8 PRO	CHERY	1 058	62	4 228	62	1 606,5	6 719,4
12	F7	HAVAL	902	237	3 942	2 445	280,6	61,2
13	TXL	EXEED	1 092	205	3 866	615	432,7	528,6
14	TIGGO 4	CHERY	1 045	202	3 803	2 341	417,3	62,5
15	TUCSON	HYUNDAI	1 049	332	3 680	2 647	216,0	39,0
16	LX	EXEED	1 097	0	3 675	0		
17	SPORTAGE	KIA	911	437	3 242	3 995	108,5	-18,8
18	VX	EXEED	990	174	2 946	499	469,0	490,4
19	TUGELLA	GEELY	1 290	190	2 878	1 434	578,9	100,7
20	DARGO	HAVAL	781	0	2 459	0		
21	SANTA FE	HYUNDAI	631	144	2 180	1 200	338,2	81,7
22	3163 PATRIOT	UAZ	468	413	2 144	2 847	13,3	-24,7
23	TIGGO 8 PRO	CHERY	373	392	1 843	2 439	-4,8	-24,4
24	SORENTO	KIA	444	279	1 643	1 291	59,1	27,3
25	VESTA	LADA	260	1 651	1 433	19 194	-84,3	-92,5

### 4 months 2023

\* GRANTA 2190+2191+2192+2194

LADA GRANTA\*  
62 494 units **286,5%**

LADA 2123 NIVA  
14 247 units **100,4%**



CHERY TIGGO 7 PRO  
11 910 units **235,3%**







# PASSENGER CARS

## Sales of new electric cars in Russia in April and 4 months 2023 by brand

Brand / electric cars	April 2023	April 2022	4 months 2023	4 months 2022	Change April 2023 vs 2022, %	Change 4 months 2023 vs 2022, %
VOLKSWAGEN	198	9	555	17	2100,0	3164,7
EVOLUTE	187	0	552	0		
VOYAH	162	0	455	0		
TESLA	123	85	377	472	44,7	-20,1
BYD	58	7	143	17	728,6	741,2
BMW	41	2	119	26	1950,0	357,7
HONGQI	37	3	91	7	1133,3	1200,0
LI XIANG	39	0	80	0		
AUDI	25	26	75	141	-3,8	-46,8
SKYWELL	30	2	67	9	1400,0	644,4
MOSKVICH	10	0	43	0		
MERCEDES	12	3	37	8	300,0	362,5
PORSCHE	8	10	32	121	-20,0	-73,6
HONDA	11	1	29	6	1000,0	383,3
HYUNDAI	2	1	13	8	100,0	62,5
AVATR	9	0	9	0		
DONGFENG	1	0	9	2		350,0
HIPHI	4	0	9	0		
SOKON	2	0	9	0		
HUAWEI	3	0	7	0		
NIO	2	0	6	0		
NISSAN	1	3	6	17	-66,7	-64,7
FIAT	0	0	5	1		400,0
FORD	1	1	5	14	0,0	-64,3
MAZDA	4	8	5	44	-50,0	-88,6
WELTMEISTER	1	1	5	5	0,0	0,0
LEAPMOTOR	1	0	4	0		
POLESTAR	3	0	4	0		
GEELY	2	1	3	2	100,0	50,0
BAIC	0	0	2	0		
BLAVAL	0	0	2	0		
CHANGAN	1	1	2	1		100,0
HOZON	0	0	2	4		-50,0
JMEV	0	0	2	0		
KIA	1	0	2	4		-50,0
WULING	2	0	2	0		
XIAOPENG	0	4	2	5	-100,0	-60,0
BAOJUN	1	0	1	0		
ENOVATE	0	0	1	0		
ORA	0	0	1	1		0,0
RIVIAN	0	0	1	0		
TOYOTA	0	0	1	0		
CHERY	0	2	0	3	-100,0	-100,0
CHEVROLET	0	2	0	4	-100,0	-100,0



# PASSENGER CARS

Brand / electric cars	April 2023	April 2022	4 months 2023	4 months 2022	Change April 2023 vs 2022, %	Change 4 months 2023 vs 2022, %
GAC	0	1	0	1	-100,0	-100,0
JAC	0	1	0	22	-100,0	-100,0
JAGUAR	0	3	0	17	-100,0	-100,0
SIMING	0	0	0	2		-100,0
<b>TOTAL</b>	<b>982</b>	<b>177</b>	<b>2775</b>	<b>981</b>	<b>454,8</b>	<b>182,9</b>
<b>TOTAL Russian brands</b>	<b>197</b>	<b>0</b>	<b>595</b>	<b>0</b>		
<b>TOTAL foreign brands</b>	<b>785</b>	<b>177</b>	<b>2180</b>	<b>981</b>	<b>343,5</b>	<b>122,2</b>

## 4 months 2023

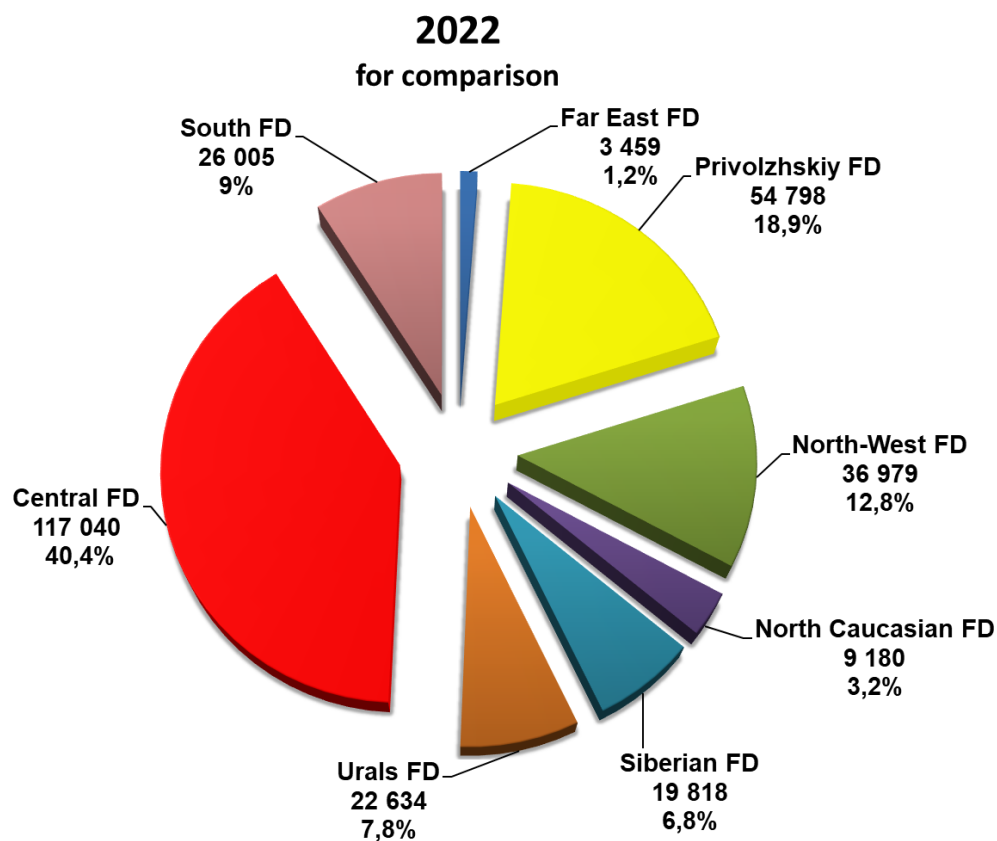
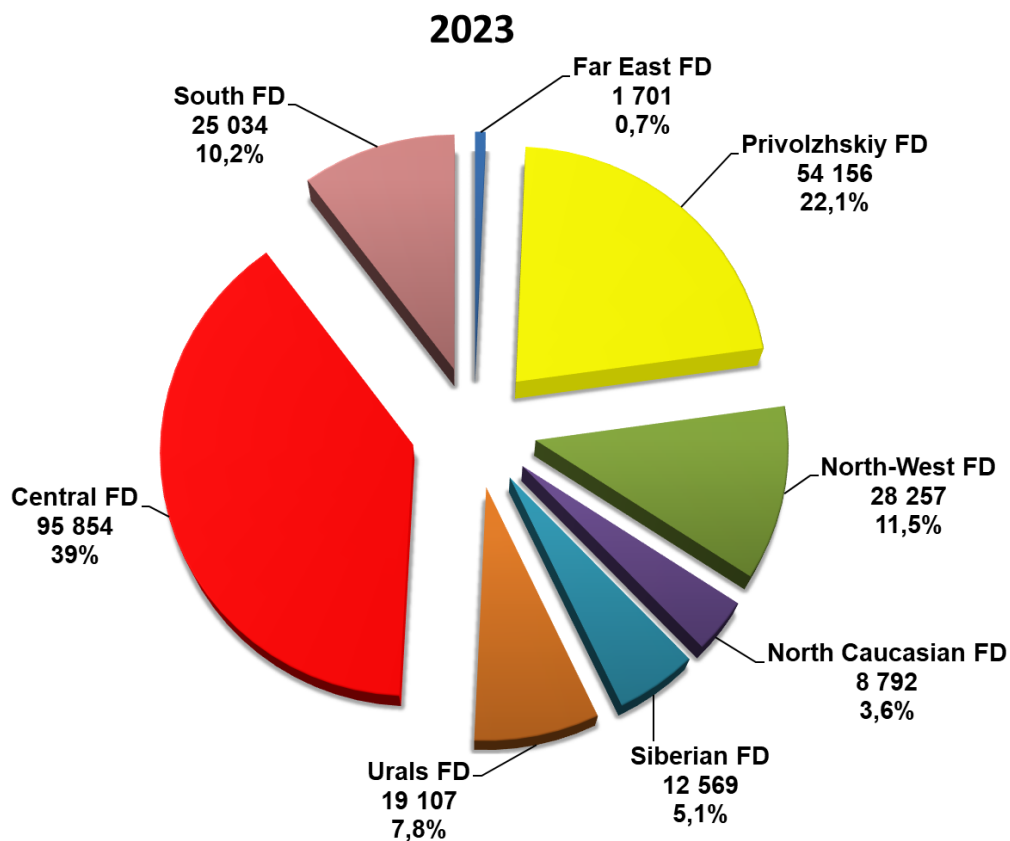






# PASSENGER CARS

## Structure of new car sales in Russia in 4 months 2023 by Federal District





# LIGHT COMMERCIAL VEHICLES

Sales of new light commercial vehicles in Russia  
Including light trucks (N1 category) and minibuses (M2 category)  
in April and 4 months 2023 by brand (without pickups)

Brand	April 2023	April 2022	4 months 2023	4 months 2022	Change April 2023 vs 2022, %	Change 4 months 2023 vs 2022, %
GAZ	4 418	2 004	13 838	13 187	120,5	4,9
UAZ	1 256	1 006	4 386	4 019	24,9	9,1
LADA	362	440	1 331	3 288	-17,7	-59,5
FORD	188	753	966	5 131	-75,0	-81,2
SOLLERS	254	0	672	0		
MERCEDES	131	74	493	490	77,0	0,6
VOLKSWAGEN	88	79	259	971	11,4	-73,3
PEUGEOT	55	162	231	1 298	-66,0	-82,2
CITROEN	30	94	144	949	-68,1	-84,8
SUZUKI	43	0	97	0		
FIAT	47	14	90	143	235,7	-37,1
IVECO	23	46	88	209	-50,0	-57,9
KIA	23	3	86	23	666,7	273,9
DONGFENG	38	0	79	0		
OPEL	3	26	48	339	-88,5	-85,8
TOYOTA	13	7	46	98	85,7	-53,1
HYUNDAI	6	20	43	232	-70,0	-81,5
RENAULT	6	8	39	59	-25,0	-33,9
BAW	11	0	32	0		
MITSUBISHI	2	2	6	8	0,0	-25,0
NISSAN	3	2	5	4	50,0	25,0
LDV	3	0	4	0		
CHANGAN	0	0	2	0		
JAC	0	0	2	10		-80,0
MAZ	0	0	2	0		
SKYWELL	0	0	1	0		
WULING	0	0	1	0		
ASHOK LEYLAND	0	0	0	2		-100,0
GMC	0	1	0	2	-100,0	-100,0
<b>TOTAL</b>	<b>7 003</b>	<b>4 741</b>	<b>22 991</b>	<b>30 462</b>	<b>47,7</b>	<b>-24,5</b>
<b>TOTAL Russian brands</b>	<b>6 290</b>	<b>3 450</b>	<b>20 227</b>	<b>20 494</b>	<b>82,3</b>	<b>-1,3</b>
<b>TOTAL foreign brands</b>	<b>713</b>	<b>1 291</b>	<b>2 764</b>	<b>9 968</b>	<b>-44,8</b>	<b>-72,3</b>



# LIGHT COMMERCIAL VEHICLES

## Sales of new electric light commercial vehicles in Russia Including light trucks in April and 4 months 2023 by brand and model (without pickups)

Brand/model electric LCV	April 2023	April 2022	4 months 2023	4 months 2022	Change April 2023 vs 2022, %	Change 4 months 2023 vs 2022, %
GAZ	0	0	1	0		
GAZelle E-NN	0	0	1	0		
UAZ	0	0	1	0		
EVM PRO	0	0	1	0		
MERCEDES	1	3	9	17	-66,7	-47,1
EQV	1	3	9	17	-66,7	-47,1
WULING	0	0	1	0		
GXA5034	0	0	1	0		
<b>TOTAL</b>	<b>1</b>	<b>3</b>	<b>12</b>	<b>17</b>	<b>-66,7</b>	<b>-29,4</b>
<b>TOTAL Russian brands</b>	<b>0</b>	<b>0</b>	<b>2</b>	<b>0</b>		
<b>TOTAL foreign brands</b>	<b>1</b>	<b>3</b>	<b>10</b>	<b>17</b>	<b>-66,7</b>	<b>-41,2</b>



# LIGHT COMMERCIAL VEHICLES

Top 25 model ranking of new LCV sales including light trucks (N1 category) and minibuses (M2 category) in Russia, in April and 4 months 2023 (without pickups)

Rank	Model	Brand	April 2023	April 2022	4 months 2023	4 months 2022	Change April 2023 vs 2022, %	Change 4 months 2023 vs 2022, %
1	GAZelle NEXT	GAZ	2 800	1 136	8 291	7 851	146,5	5,6
2	3909	UAZ	455	533	1 826	1 925	-14,6	-5,1
3	3302 GAZelle	GAZ	577	309	1 759	2 339	86,7	-24,8
4	2752 SOBOL	GAZ	461	259	1 549	1 556	78,0	-0,4
5	PROFI	UAZ	295	151	1 020	753	95,4	35,5
6	TRANSIT	FORD	187	753	960	5 131	-75,2	-81,3
7	2349 WIS	LADA	294	72	930	366	308,3	154,1
8	ATLANT	SOLLERS	230	0	600	0		
9	2310 SOBOL	GAZ	174	125	589	559	39,2	5,4
10	3221 GAZelle	GAZ	120	60	513	340	100,0	50,9
11	2206	UAZ	143	108	437	428	32,4	2,1
12	2217 SOBOL	GAZ	121	73	426	365	65,8	16,7
13	V-CLASS	MERCEDES	99	14	371	96	607,1	286,5
14	3741	UAZ	90	69	365	278	30,4	31,3
15	LARGUS FURGON	LADA	51	343	362	2 809	-85,1	-87,1
16	SOBOL NN	GAZ	71	0	352	0		
17	3962	UAZ	132	102	347	414	29,4	-16,2
18	128811	UAZ	100	6	259	79	1 566,7	227,8
19	2705 GAZelle	GAZ	75	42	203	177	78,6	14,7
20	MULTIVAN	VOLKSWAGEN	57	7	178	111	714,3	60,4
21	GAZelle NN	GAZ	19	0	155	0		
22	PARTNER	PEUGEOT	41	56	132	369	-26,8	-64,2
23	3303	UAZ	41	23	124	104	78,3	19,2
24	ERTIGO	SUZUKI	43	0	94	0		
25	SPRINTER	MERCEDES	25	56	91	341	-55,4	-73,3

## 4 months 2023

GAZelle NEXT  
8 291 units **5,6%**

UAZ 3909  
1 826 units **-5,1%**

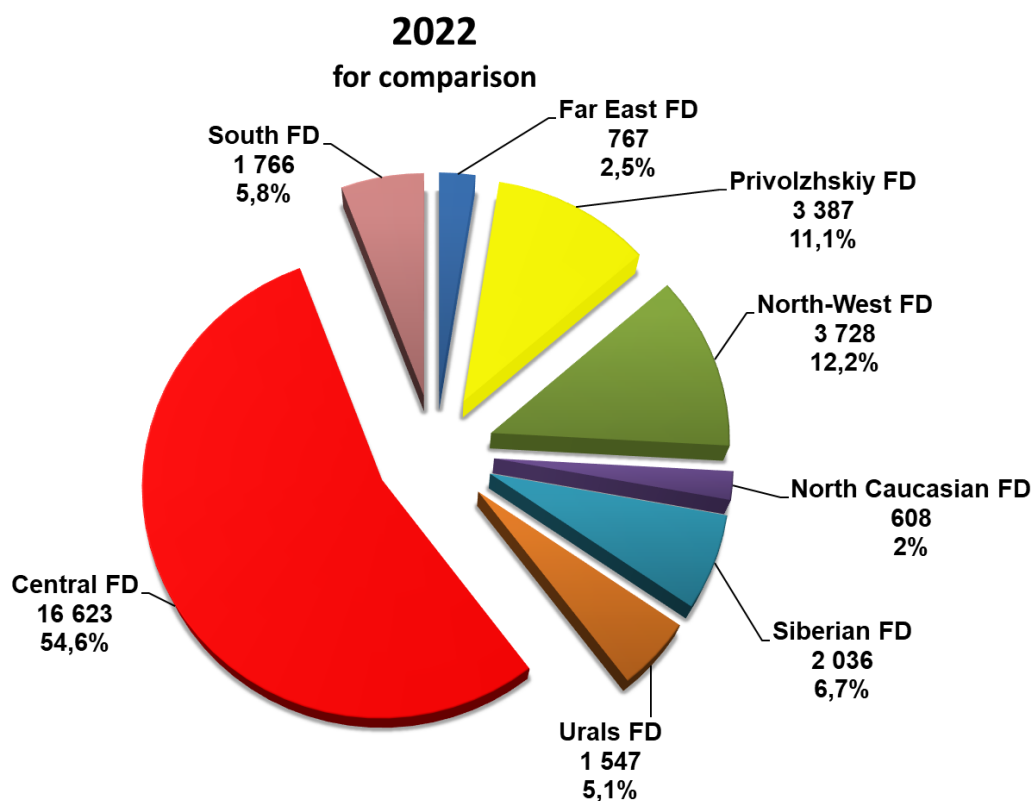
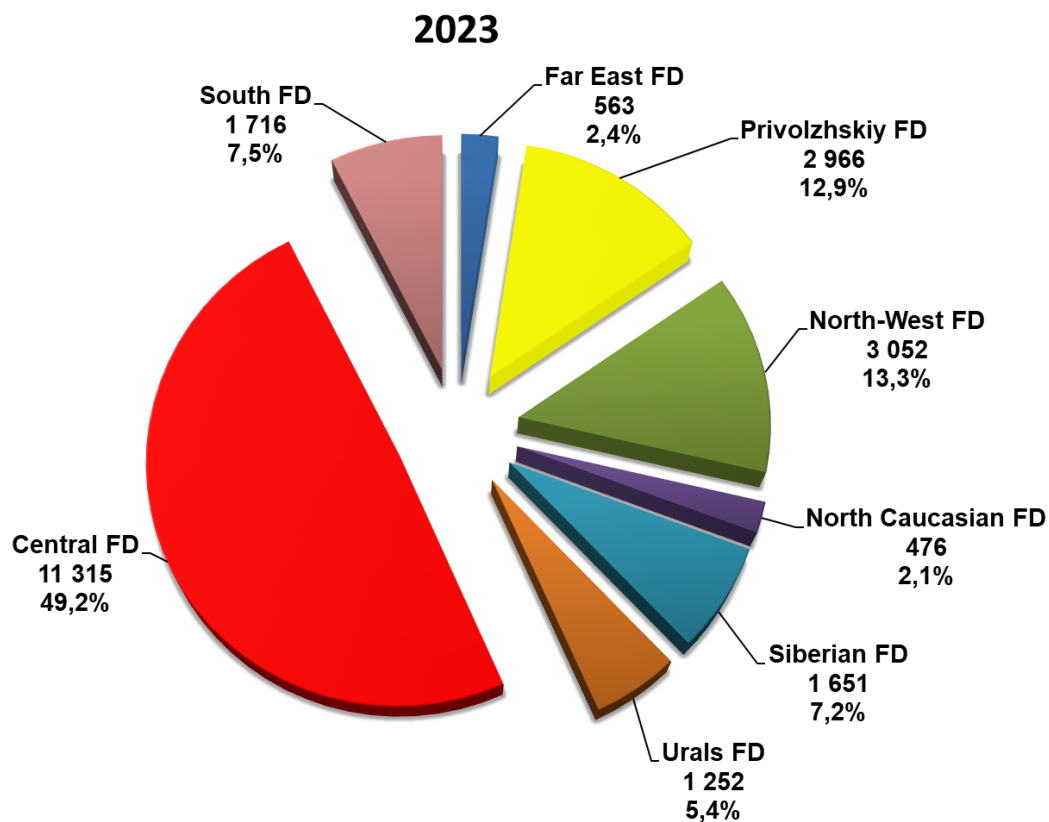
GAZelle 3302  
1 759 units **-24,8%**





# LIGHT COMMERCIAL VEHICLES

Structure of new LCV sales including light trucks (N1 category) and minibuses (M2 category) in Russia in 4 months 2023 by Federal District





# PICKUPS

## Sales of new pickups in Russia in April and 4 months 2023 by brand

Brand	April 2023	April 2022	4 months 2023	4 months 2022	Change April 2023 vs 2022, %	Change 4 months 2023 vs 2022, %
GREAT WALL	348	38	1 184	170	815,8	596,5
UAZ	286	123	918	769	132,5	19,4
TOYOTA	154	77	611	876	100,0	-30,3
MITSUBISHI	132	77	546	536	71,4	1,9
RAM	144	67	468	172	114,9	172,1
JAC	98	21	246	107	366,7	129,9
DONGFENG	63	0	200	0		
FORD	29	9	68	34	222,2	100,0
GMC	5	2	18	2	150,0	800,0
JEEP	5	4	15	6	25,0	150,0
ISUZU	1	26	10	128	-96,2	-92,2
CHEVROLET	0	1	7	1	-100,0	600,0
HYUNDAI	0	0	1	0		
<b>TOTAL</b>	<b>1 265</b>	<b>445</b>	<b>4 292</b>	<b>2 801</b>	<b>184,3</b>	<b>53,2</b>
<b>TOTAL Russian brands</b>	<b>286</b>	<b>123</b>	<b>918</b>	<b>769</b>	<b>132,5</b>	<b>19,4</b>
<b>TOTAL foreign brands</b>	<b>979</b>	<b>322</b>	<b>3 374</b>	<b>2 032</b>	<b>204,0</b>	<b>66,0</b>



# PICKUPS

## Top 15 model ranking of new pickup sales in Russia in April and 4 months 2023

Rank	Model	Brand	April 2023	April 2022	4 months 2023	4 months 2022	Change April 2023 vs 2022, %	Change 4 months 2023 vs 2022, %
1	2363 PICKUP	UAZ	286	123	918	769	132,5	19,4
2	POER	GREAT WALL	232	20	688	116	1 060,0	493,1
3	L200	MITSUBISHI	132	77	546	536	71,4	1,9
4	HILUX	TOYOTA	133	70	521	850	90,0	-38,7
5	WINGLE	GREAT WALL	116	18	496	54	544,4	818,5
6	RAM	PICKUP	144	67	468	172	114,9	172,1
7	T6	JAC	97	21	239	107	361,9	123,4
8	ZNA	DONGFENG	63	0	200	0		
9	TUNDRA	TOYOTA	19	7	82	26	171,4	215,4
10	F-SERIES	FORD	21	9	53	34	133,3	55,9
11	RANGER	FORD	8	0	15	0		
12	GLADIATOR	JEEP	5	4	15	6	25,0	150,0
13	HUMMER EV	GMC	3	0	12	0		
14	D-MAX	ISUZU	1	26	10	128	-96,2	-92,2
15	TACOMA	TOYOTA	2	0	8	0		

### 4 months 2023

UAZ 2363 PICKUP  
918 units **19,4%**

GREAT WALL POER  
688 units **493,1%**

MITSUBISHI L200  
546 units **1,9%**

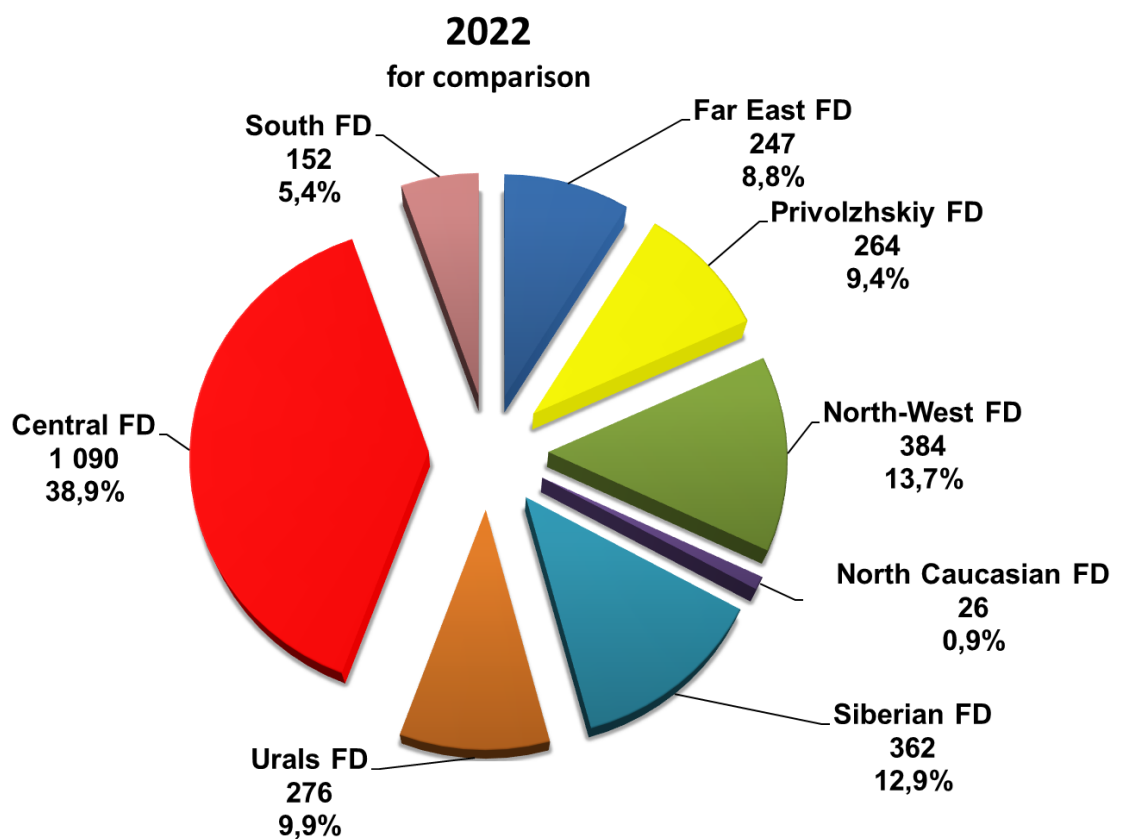
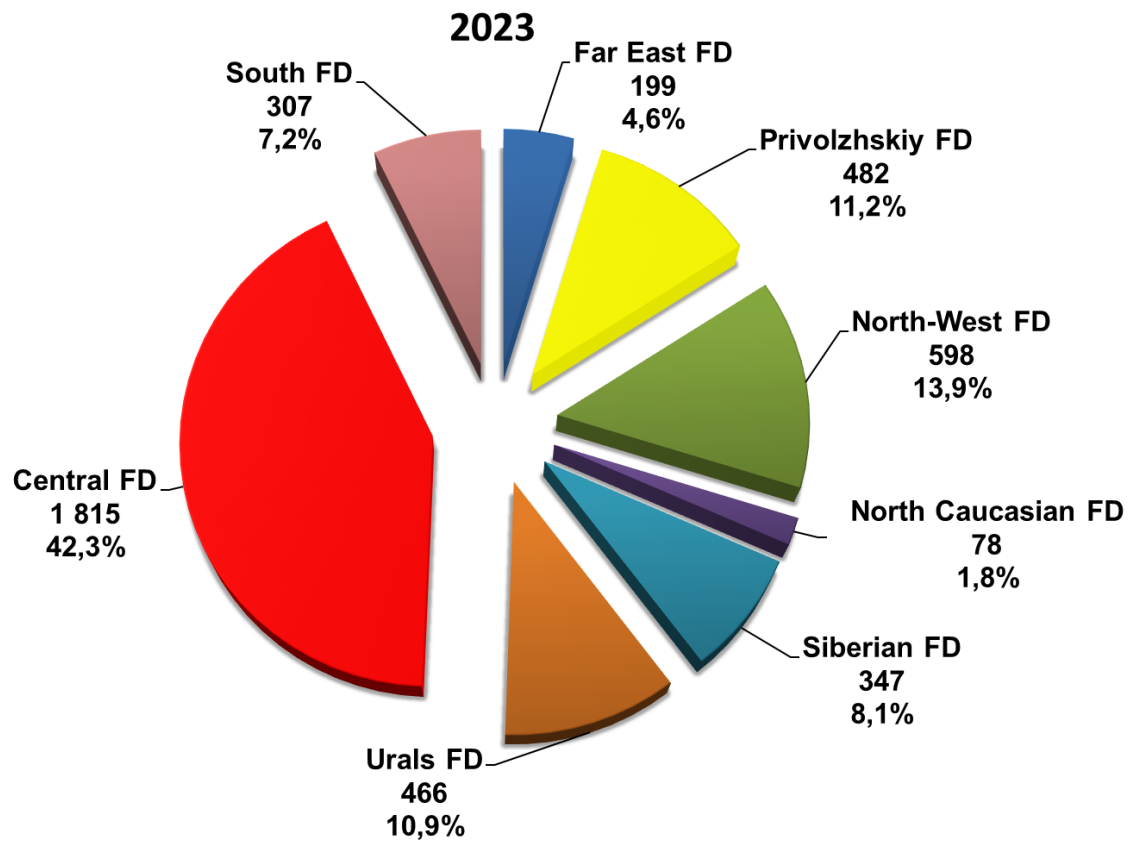






# PICKUPS

## Structure of sales of new pickups in Russia 4 months 2023 by Federal District



# OUR CONTACTS



## **ASM Holding, OAO**

21/5, Entrance 6, Kuznetsky Most Street, Moscow 107031

Contract Department, tel.: +7 495 626 0944

e-mail: [inf@asm-holding.ru](mailto:inf@asm-holding.ru)

Head of Market Research Centre – **VASILY SEIN**

e-mail: [vasein@asm-holding.ru](mailto:vasein@asm-holding.ru)

Telegram: [@marketASM](https://www.instagram.com/marketASM)

Project Manager – **ALEXANDER STERLIKOV**

Mobile: +7 905 747 2431

e-mail: [sterlikov@asm-holding.ru](mailto:sterlikov@asm-holding.ru)

Website: [www.asm-holding.ru](http://www.asm-holding.ru)

Telegram: [@ASMHOLDING](https://www.instagram.com/ASMHOLDING)



## **Association of Russian Automakers (OAR)**

8, Novovladykinsky Proezd, bldg. 5, POB 81, Moscow 127106

Tel.: +7 495 739 7095

e-mail: [info\\_oar@mail.ru](mailto:info_oar@mail.ru)

Adviser for International Cooperation – **YURI KRAVTSOV**

e-mail: [kravtsov\\_oar@mail.ru](mailto:kravtsov_oar@mail.ru)

Website: [www.oar-info.ru](http://www.oar-info.ru)