



PRESS-RELEASE

12 AUGUST 2022

AUTOMOBILE MARKET OF RUSSIA IN JULY AND JANUARY-JULY 2022 PASSENGER CARS, LIGHT COMMERCIAL VEHICLES AND PICKUPS

In July 2022, sales of new passenger cars, light commercial vehicles and pickups in Russia fell by 72.4% year-on-year to 41 551 vehicles. In January-July 2022, the total sales were 433 530 vehicles, down 56.4% year-on-year*.

Sales results by type of motor vehicles:

- Passenger cars – 36 374 units in July 2022, down 73.8% YOY; 386 558 units in January-July 2022, down 57.7% YOY. Among them electric vehicles – 120 units in July 2022, down 34.4% YOY; 1 308 units in January-July 2022, up 32.3% YOY.
- Light commercial vehicles including light trucks (N1 category, without pickups) and minibuses (M2 category) – 4 665 units in July 2022, down 57.9% YOY; 42 839 units in January-July 2022, down 42.5% YOY.
- Pickups – 512 units in July 2022, down 42.6% YOY; 4 133 units in January-July 2022, down 24.0% YOY.

* without sales to military, law enforcement and diplomatic agencies in RF

COMMENT:

Alexander Kovrigin, Deputy Managing Director of ASM Holding, commented:

Sales of passenger cars on the Russian market fell significantly, by 73.8%, in July 2022, while the market has declined by 57.7% in the first seven months. By our assessment, the decline of car sales will go on till September 2022, then stabilization will come thanks to growth of production and sales of Russian and Chinese vehicles. A decrease of the 2022 annual sales may amount to around 60%, given suspension of car output in Russia by many foreign automobile manufacturers.

In July, we noted a 42.6% decline of new pickup sales, and In seven months of 2022 pickup sales declined by 24%.

Sales in the segment of light commercial vehicles fell by 57.9% in July, while the market decline in January-July 2022 was by 42.5%. We expect the full-year result of LCV sales with a decline within 35% year-on-year.

These annual forecasts are achievable provided that the Government of Russia implements proposals submitted by ASM Holding and other companies aimed to stabilize work of the Russian auto industry in conditions of the unprecedented foreign sanctions.

OUR CONTACTS:

ASM Holding, OAO

21/5, Kuznetsky Most St., 107031, Moscow, Russia

Tel: +7 (495) 625-51-79, +7 (495) 626-04-71

e-mail: inf@asm-holding.ru

Association of Russian Automakers (OAR)

8, Novovladykinsky Proezd, bldg 5, POB 81, 127106, Moscow, Russia

Tel: +7 (495) 739 70 95

e-mail: info_oar@mail.ru



Developed by specialists of

AVTOSTAT-INFO



PASSENGER CARS

Sales of new passenger cars in Russia in July and 7 months 2022 by brand

Brand	July 2022	July 2021	7 months 2022	7 months 2021	Change July 2022 vs 2021, %	Change 7 months 2022 vs 2021, %
LADA	10 467	34 812	84 014	225 738	-69,9	-62,8
KIA	4 302	17 657	49 431	117 887	-75,6	-58,1
HYUNDAI	3 687	14 462	41 531	95 083	-74,5	-56,3
RENAULT	1 787	11 515	33 541	80 040	-84,5	-58,1
TOYOTA	1 170	7 610	22 015	51 684	-84,6	-57,4
SKODA	839	8 097	17 371	58 226	-89,6	-70,2
CHERY	2 600	4 203	16 700	21 044	-38,1	-20,6
VOLKSWAGEN	895	8 457	15 614	55 669	-89,4	-72,0
HAVAL	2 159	3 315	14 739	18 344	-34,9	-19,7
NISSAN	590	3 908	13 989	28 592	-84,9	-51,1
GEELY	2 390	2 465	10 860	11 926	-3,0	-8,9
BMW	255	3 904	9 257	26 321	-93,5	-64,8
MERCEDES	431	3 571	8 572	23 695	-87,9	-63,8
MITSUBISHI	813	2 256	8 456	12 754	-64,0	-33,7
MAZDA	588	2 354	7 939	17 007	-75,0	-53,3
UAZ	459	1 126	3 941	6 737	-59,2	-41,5
EXEED	1 020	0	3 539	0		
AUDI	189	1 571	3 365	9 978	-88,0	-66,3
LEXUS	195	1 405	2 651	11 681	-86,1	-77,3
CHEVROLET	149	427	1 891	2 486	-65,1	-23,9
SUZUKI	114	882	1 727	5 518	-87,1	-68,7
VOLVO	68	574	1 710	5 123	-88,2	-66,6
GENESIS	141	272	1 621	1 487	-48,2	9,0
PORSCHE	61	597	1 574	3 825	-89,8	-58,8
LAND ROVER	71	510	1 428	3 898	-86,1	-63,4
CHANGAN	170	398	1 301	2 629	-57,3	-50,5
SUBARU	75	451	1 208	3 864	-83,4	-68,7
INFINITI	48	148	808	1 237	-67,6	-34,7
TESLA	55	70	665	239	-21,4	178,2
MINI	28	211	659	1 756	-86,7	-62,5
JEEP	74	162	610	969	-54,3	-37,0
FAW	120	246	565	1 207	-51,2	-53,2
HONDA	50	123	489	880	-59,3	-44,4
CITROEN	31	74	338	462	-58,1	-26,8
PEUGEOT	28	76	338	813	-63,2	-58,4
CADILLAC	20	244	318	1 280	-91,8	-75,2
GAC	8	65	264	371	-87,7	-28,8
JAC	52	50	222	800	4,0	-72,2
FORD	41	24	179	122	70,8	46,7
JAGUAR	6	86	148	325	-93,0	-54,5
DFSK	37	9	140	10	311,1	1 300,0



PASSENGER CARS

Brand	July 2022	July 2021	7 months 2022	7 months 2021	Change July 2022 vs 2021, %	Change 7 months 2022 vs 2021, %
OPEL	12	32	114	233	-62,5	-51,1
ISUZU	5	0	105	1		10 400,0
DODGE	21	11	102	47	90,9	117,0
ROLLS ROYCE	3	27	74	147	-88,9	-49,7
BENTLEY	5	32	66	208	-84,4	-68,3
MASERATI	1	1	59	5	0,0	1 080,0
AURUS	3	3	40	6	0,0	566,7
BYD	9	1	38	2	800,0	1 800,0
FERRARI	5	6	30	29	-16,7	3,4
FIAT	1	29	23	221	-96,6	-89,6
LAMBORGHINI	1	28	20	83	-96,4	-75,9
ACURA	5	3	15	3	66,7	400,0
BUICK	1	0	13	0		
SKYWELL	2	0	13	0		
LINCOLN	1	3	12	9	-66,7	33,3
GMC	2	1	10	10	100,0	0,0
HONGQI	0	0	10	0		
XIAOPENG	3	1	10	3	200,0	233,3
SMART	1	1	7	2	0,0	250,0
ALFA ROMEO	3	0	6	1		500,0
DAIHATSU	0	6	6	12	-100,0	-50,0
HOZON	0	0	6	0		
WELTMEISTER	0	0	6	0		
DATSUN	3	13	5	974	-76,9	-99,5
ASTON MARTIN	1	6	4	21	-83,3	-81,0
CHRYSLER	0	1	4	4	-100,0	0,0
DONGFENG	0	0	4	12		-66,7
LI XIANG	0	0	4	0		
SSANGYONG	0	0	4	0		
ALPINA	0	0	2	0		
APAL	0	0	2	0		
GAZ	0	0	2	1		100,0
SIMING	0	0	2	0		
SMA	0	0	2	0		
YEMA	0	0	2	0		
LINGSTAR	0	0	1	0		
LUCID	1	0	1	0		
MCLAREN	1	0	1	1		0,0
MG	0	0	1	0		
ORA	0	0	1	0		
POLESTAR	1	0	1	1		0,0
RAVON	0	52	1	237	-100,0	-99,6
VOYAH	0	0	1	0		



PASSENGER CARS

Brand	July 2022	July 2021	7 months 2022	7 months 2021	Change July 2022 vs 2021, %	Change 7 months 2022 vs 2021, %
BAIC	0	0	0	1		-100,0
BRILLIANCE	0	2	0	95	-100,0	-100,0
FOTON	0	1	0	41	-100,0	-100,0
LIFAN	0	0	0	326		-100,0
ZOTYE	0	4	0	15	-100,0	-100,0
TOTAL	36 374	138 651	386 558	914 458	-73,8	-57,7
TOTAL Russian brands	10 929	35 941	87 999	232 482	-69,6	-62,1
TOTAL foreign brands	25 445	102 710	298 559	681 976	-75,2	-56,2

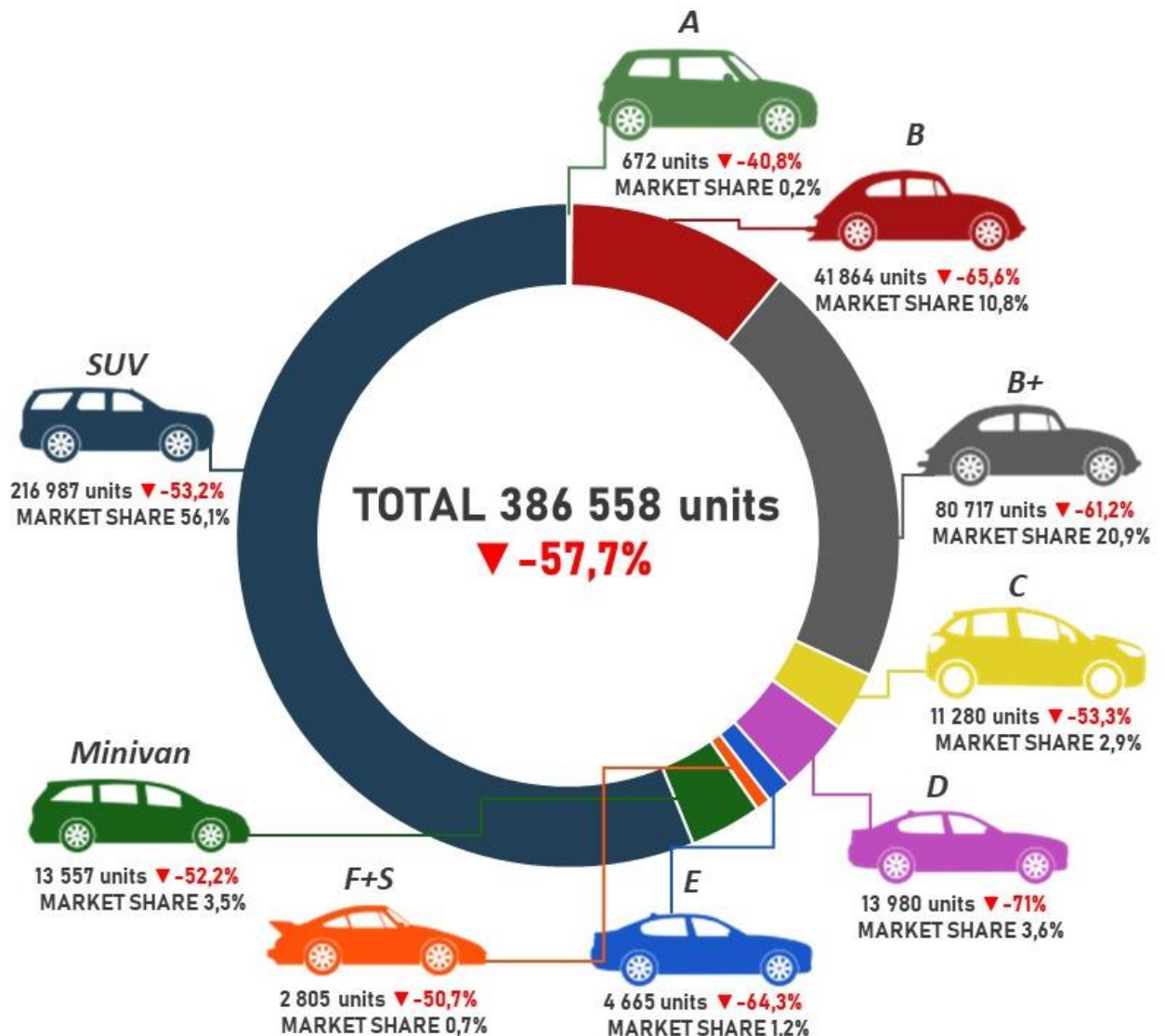


PASSENGER CARS

Sales of new passenger cars in Russia in July and 7 months 2022 by class

Class	July 2022	July 2021	7 months 2022	7 months 2021	Market share July 2022, %	Market share 7 months 2022, %	Change July 2022 vs 2021, %	Change 7 months 2022 vs 2021, %
A	84	316	672	1 135	0,2	0,2	-73,4	-40,8
B	7 530	17 585	41 864	121 825	20,7	10,8	-57,2	-65,6
B+	5 873	32 912	80 717	208 223	16,2	20,9	-82,2	-61,2
C	936	3 801	11 280	24 176	2,6	2,9	-75,4	-53,3
D	1 090	8 563	13 980	48 280	3,0	3,6	-87,3	-71,0
E	285	1 688	4 665	13 066	0,8	1,2	-83,1	-64,3
F+S	245	772	2 805	5 694	0,7	0,7	-68,3	-50,7
Minivan	1 073	4 335	13 557	28 351	3,0	3,5	-75,3	-52,2
SUV	19 257	68 658	216 987	463 665	52,9	56,1	-72,0	-53,2
Not identified	1	21	31	43			-95,2	-27,9
TOTAL	36 374	138 651	386 558	914 458	100,0	100,0	-73,8	-57,7

7 months 2022





PASSENGER CARS

Top 25 model ranking of new passenger car sales in Russia in July and 7 months 2022

Rank	Model	Brand	July 2022	July 2021	7 months 2022	7 months 2021	Change July 2022 vs 2021, %	Change 7 months 2022 vs 2021, %
1	GRANTA*	LADA	6 531	12 358	28 672	83 333	-47,2	-65,6
2	VESTA	LADA	2 148	11 214	25 350	67 004	-80,8	-62,2
3	RIO	KIA	1 322	6 368	21 092	46 882	-79,2	-55,0
4	SOLARIS	HYUNDAI	1 189	5 718	16 153	35 382	-79,2	-54,3
5	CRETA	HYUNDAI	1 174	5 029	15 220	39 933	-76,7	-61,9
6	DUSTER	RENAULT	524	3 573	12 015	23 057	-85,3	-47,9
7	LARGUS	LADA	785	3 930	10 865	26 031	-80,0	-58,3
8	POLO	VOLKSWAGEN	651	5 024	9 204	31 218	-87,0	-70,5
9	2123 NIVA	LADA 4x4	378	2 361	9 022	15 859	-84,0	-43,1
10	RAV4	TOYOTA	249	2 857	8 782	21 608	-91,3	-59,4
11	RAPID	SKODA	522	4 401	8 013	26 389	-88,1	-69,6
12	LOGAN	RENAULT	618	2 772	7 619	19 596	-77,7	-61,1
13	JOLION	HAVAL	1 164	1 072	6 921	1 850	8,6	274,1
14	SELTO	KIA	676	1 832	6 650	10 558	-63,1	-37,0
15	CAMRY	TOYOTA	336	3 197	6 502	17 138	-89,5	-62,1
16	TIGGO 7 PRO	CHERY	1 145	1 567	6 361	2 557	-26,9	148,8
17	QASHQAI	NISSAN	217	1 649	6 230	10 912	-86,8	-42,9
18	CX-5	MAZDA	409	1 423	5 908	10 939	-71,3	-46,0
19	SPORTAGE	KIA	759	1 869	5 567	16 010	-59,4	-65,2
20	X-TRAIL	NISSAN	241	1 406	5 143	10 023	-82,9	-48,7
21	OUTLANDER	MITSUBISHI	229	1 331	5 049	9 010	-82,8	-44,0
22	SANDERO	RENAULT	336	2 154	4 782	15 716	-84,4	-69,6
23	KAPTUR	RENAULT	160	1 506	4 730	11 475	-89,4	-58,8
24	XRAY	LADA	429	2 338	4 619	15 589	-81,7	-70,4
25	COOLRAY	GEELY	1 243	1 386	4 575	5 916	-10,3	-22,7

7 months 2022

LADA GRANTA*

28 672 units **-65,6%**

* GRANTA 2190+2191+2192+2194

LADA VESTA

25 350 units **-62,2%**



KIA RIO

21 092 units **-55%**



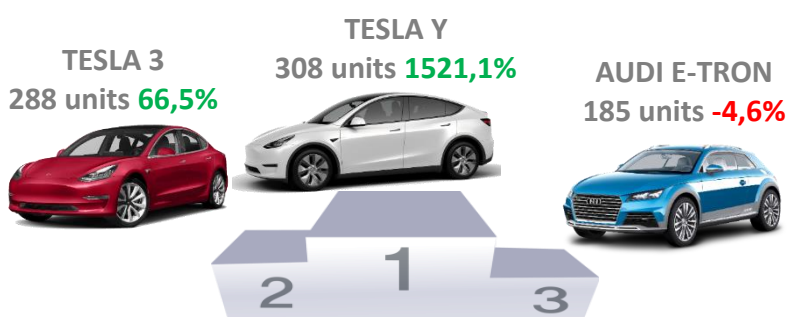


PASSENGER CARS

Sales of new electric cars in Russia in July and 7 months 2022 by brand

Brand / electric cars	July 2022	July 2021	7 months 2022	7 months 2021	Change July 2022 vs 2021, %	Change 7 months 2022 vs 2021, %
AUDI	16	26	186	195	-38,5	-4,6
BAIC	0	0	0	1		-100,0
BMW	7	8	38	23	-12,5	65,2
BYD	9	0	38	1		3700,0
CHANGAN	0	0	1	0		
CHERY	0	0	5	0		
CHEVROLET	0	0	6	4		50,0
CITROEN	0	0	1	0		
DONGFENG	0	0	4	0		
FIAT	0	0	2	0		
FORD	1	0	19	0		
GAC	1	0	2	0		
HONDA	1	0	8	0		
HONGQI	0	0	10	0		
HOZON	0	0	6	0		
HYUNDA	4	4	20	10		100,0
JAC	0	0	22	26		-15,4
JAGUAR	0	5	23	37	-100,0	-37,8
KIA	1	0	6	2		200,0
LI XIANG	0	0	4	0		
LINGSTAR	0	0	1	0		
MERCEDES	5	1	18	6	400,0	200,0
MG	0	0	1	0		
NISSAN	1	12	25	56	-91,7	-55,4
ORA	0	0	1	0		
PEUGEOT	0	0	0	3		-100,0
PORSCHE	12	56	154	381	-78,6	-59,6
SIMING	0	0	2	0		
SKYWELL	2	0	13	0		
TESLA	55	70	665	239	-21,4	178,2
VOLKSWAGEN	2	0	8	2		300,0
VOYAH	0	0	1	0		
WELTMEISTER	0	0	6	0		
XIAOPENG	3	1	10	3	200,0	233,3
YEMA	0	0	2	0		
TOTAL	120	183	1308	989	-34,4	32,3
TOTAL Russian brands						
TOTAL foreign brands	120	183	1 308	989	-34,4	32,3

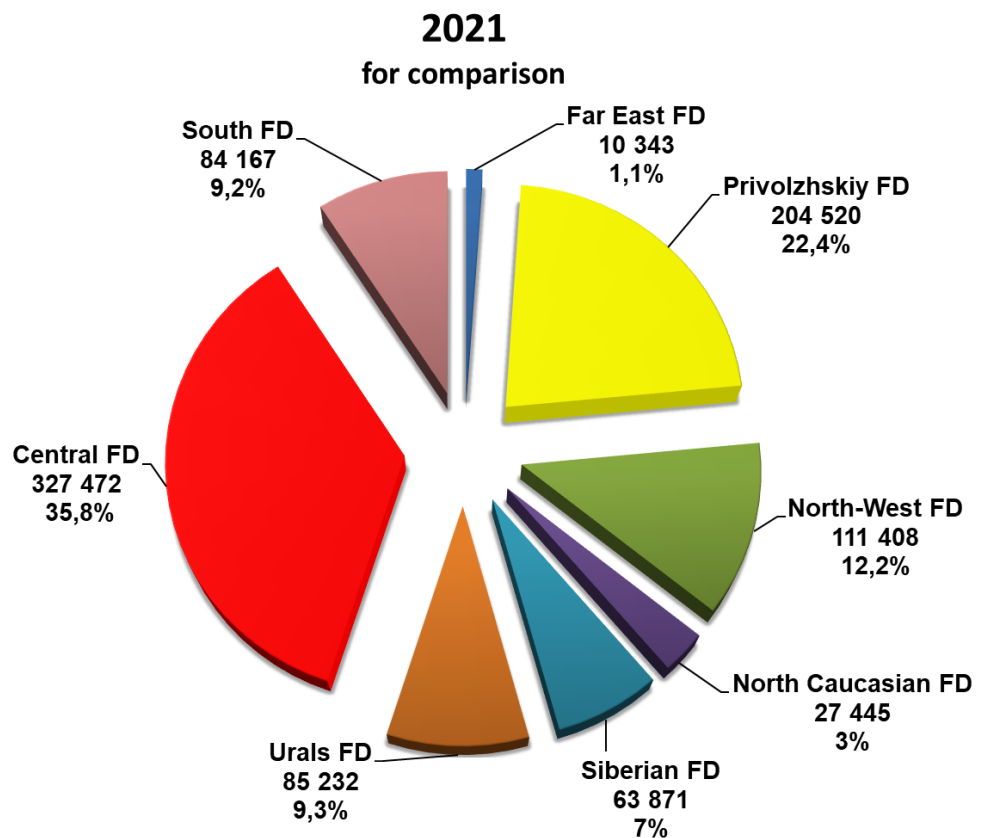
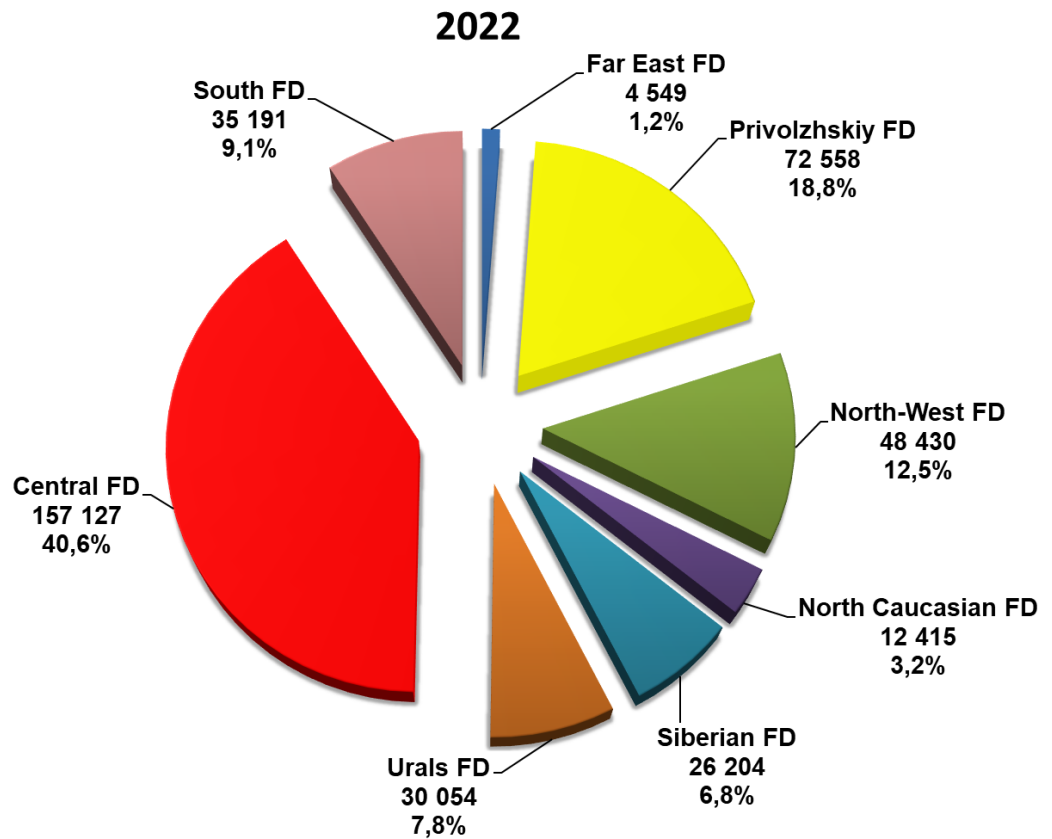
7 months 2022





PASSENGER CARS

Structure of new car sales in Russia in 7 months 2022 by Federal District





LIGHT COMMERCIAL VEHICLES

Sales of new light commercial vehicles in Russia
Including light trucks (N1 category) and minibuses (M2 category)
in July and 7 months 2022 by brand (without pickups)

Brand	July 2022	July 2021	7 months 2022	7 months 2021	Change July 2022 vs 2021, %	Change 7 months 2022 vs 2021, %
GAZ	2 758	4 568	20 043	30 705	-39,6	-34,7
UAZ	877	1 127	6 309	9 407	-22,2	-32,9
FORD	226	1 555	5 927	10 236	-85,5	-42,1
LADA	331	1 336	4 322	8 709	-75,2	-50,4
PEUGEOT	136	630	1 708	3 707	-78,4	-53,9
CITROEN	112	361	1 247	2 463	-69,0	-49,4
VOLKSWAGEN	42	453	1 133	3 332	-90,7	-66,0
MERCEDES	56	300	664	2 132	-81,3	-68,9
OPEL	30	170	442	765	-82,4	-42,2
IVECO	44	73	308	569	-39,7	-45,9
HYUNDAI	22	249	288	1 112	-91,2	-74,1
FIAT	3	90	163	483	-96,7	-66,3
TOYOTA	8	38	121	212	-78,9	-42,9
RENAULT	8	103	82	547	-92,2	-85,0
KIA	5	2	39	57	150,0	-31,6
JAC	0	27	14	55	-100,0	-74,5
MITSUBISHI	3	1	13	7	200,0	85,7
NISSAN	0	0	6	8		-25,0
ASHOK LEYLAND	1	0	3	0		
DAIHATSU	2	0	3	7		-57,1
GMC	0	0	3	2		50,0
DFSK	1	0	1	0		
HONDA	0	0	0	1		-100,0
RUSTRAK	0	1	0	2	-100,0	-100,0
SUZUKI	0	0	0	1		-100,0
TAGAZ	0	1	0	2	-100,0	-100,0
YUEJIN	0	0	0	3		-100,0
TOTAL	4 665	11 085	42 839	74 524	-57,9	-42,5
TOTAL Russian brands	3 966	7 033	30 674	48 825	-43,6	-37,2
TOTAL foreign brands	699	4 052	12 165	25 699	-82,7	-52,7



LIGHT COMMERCIAL VEHICLES

Top 25 model ranking of new LCV sales including light trucks (N1 category) and minibuses (M2 category) in Russia, in July and 7 months 2022 (without pickups)

Rank	Model	Brand	July 2022	July 2021	7 months 2022	7 months 2021	Change July 2022 vs 2021, %	Change 7 months 2022 vs 2021, %
1	GAZelle NEXT	GAZ	1 668	2 750	11 789	16 728	-39,3	-29,5
2	TRANSIT	FORD	226	1 553	5 925	10 230	-85,4	-42,1
3	LARGUS FURGON	LADA	275	1 068	3 605	7 289	-74,3	-50,5
4	3302 GAZelle	GAZ	427	924	3 477	6 396	-53,8	-45,6
5	3909	UAZ	442	456	3 180	4 254	-3,1	-25,2
6	2752 SOBOL	GAZ	341	447	2 534	3 740	-23,7	-32,2
7	PROFI	UAZ	234	184	1 293	1 606	27,2	-19,5
8	2310 SOBOL	GAZ	159	130	926	908	22,3	2,0
9	TRAVELLER	PEUGEOT	60	247	613	1 448	-75,7	-57,7
10	2349 WIS	LADA	45	199	558	1 248	-77,4	-55,3
11	2217 SOBOL	GAZ	56	80	550	585	-30,0	-6,0
12	3962	UAZ	78	61	537	276	27,9	94,6
13	3741	UAZ	86	108	510	1 160	-20,4	-56,0
14	PARTNER	PEUGEOT	40	171	501	767	-76,6	-34,7
15	2206	UAZ	7	184	488	1 235	-96,2	-60,5
16	3221 GAZelle	GAZ	35	178	454	1 053	-80,3	-56,9
17	SPRINTER	MERCEDES	29	99	432	693	-70,7	-37,7
18	CARAVELLE	VOLKSWAGEN	12	211	412	1 638	-94,3	-74,8
19	SPACE TOURER	CITROEN	30	132	348	898	-77,3	-61,2
20	JUMPER	CITROEN	23	48	337	584	-52,1	-42,3
21	2705 GAZelle	GAZ	72	59	313	1 294	22,0	-75,8
22	DAILY	IVECO	44	73	308	569	-39,7	-45,9
23	EXPERT	PEUGEOT	22	133	299	791	-83,5	-62,2
24	BOXER	PEUGEOT	14	79	295	701	-82,3	-57,9
25	JUMPY	CITROEN	19	99	284	657	-80,8	-56,8

7 months 2022

FORD TRANSIT
5 925 units **-42,1%**



GAZelle NEXT
11 789 units **-29,5%**



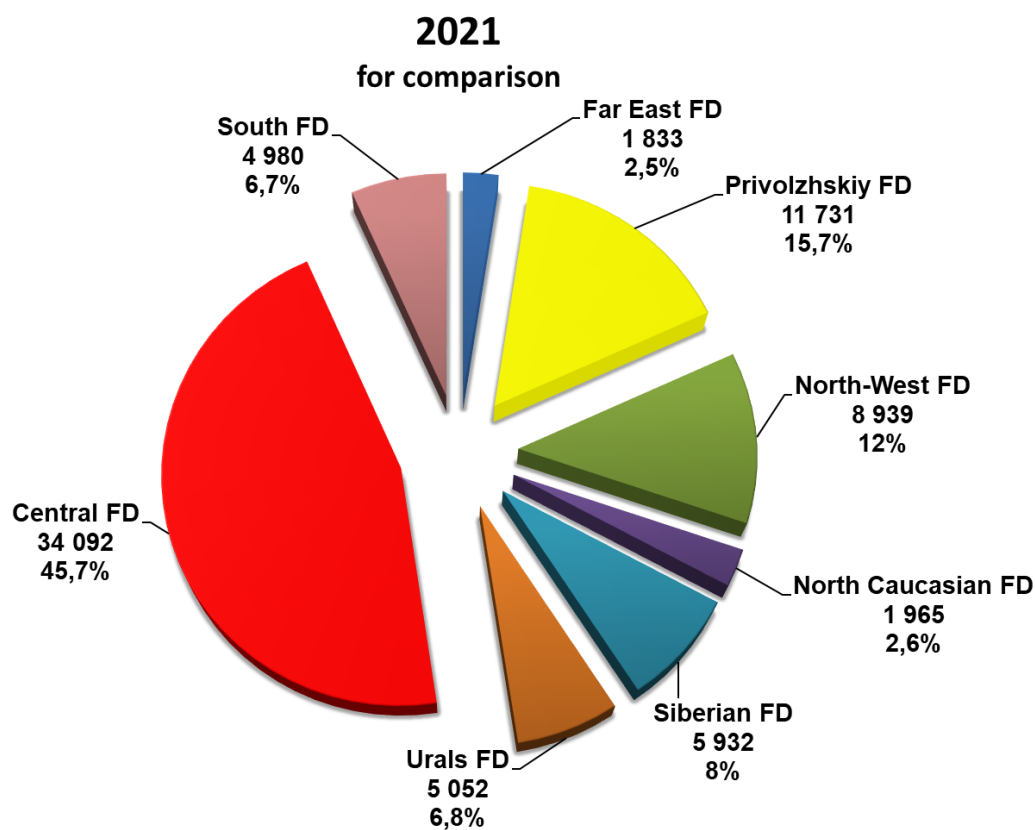
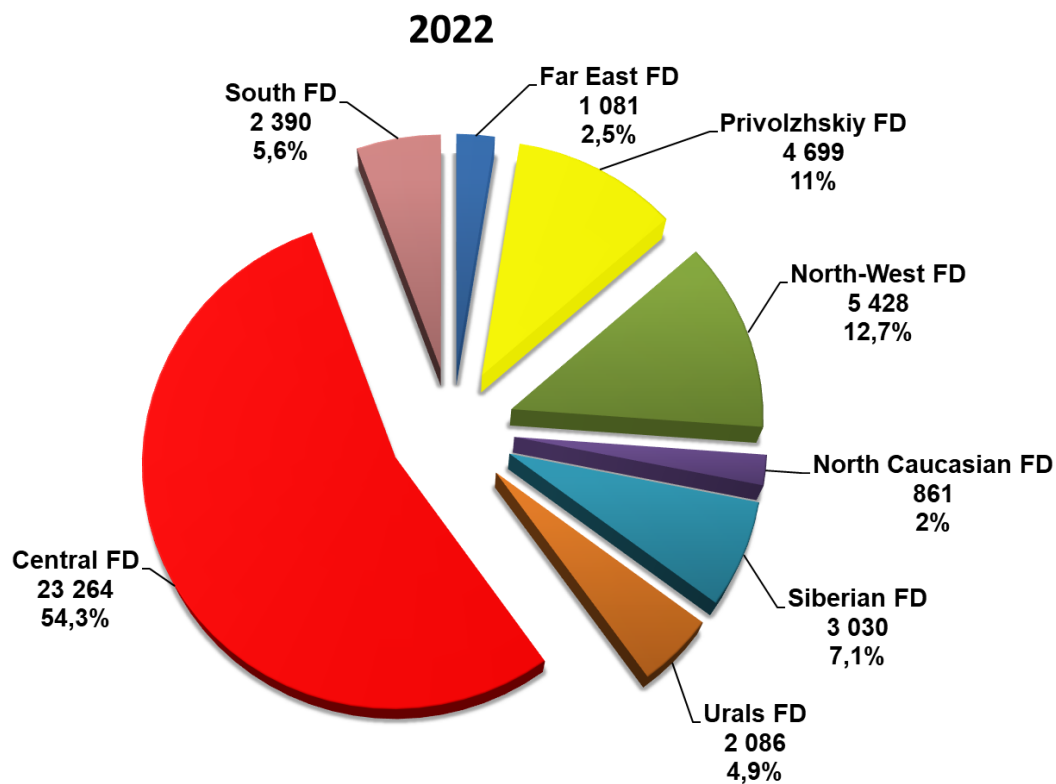
LADA LARGUS FURGON
3 605 units **-50,5%**





LIGHT COMMERCIAL VEHICLES

Structure of new LCV sales including light trucks (N1 category) and minibuses (M2 category) in Russia in 7 months 2022 by Federal District





PICKUPS

Sales of new pickups in Russia in July and 7 months 2022 by brand

Brand	July 2022	July 2021	7 months 2022	7 months 2021	Change July 2022 vs 2021, %	Change 7 months 2022 vs 2021, %
UAZ	126	259	1 071	1 709	-51,4	-37,3
TOYOTA	68	150	1 044	1 335	-54,7	-21,8
MITSUBISHI	57	194	690	1 190	-70,6	-42,0
GREAT WALL	109	148	411	509	-26,4	-19,3
RAM	60	50	372	190	20,0	95,8
JAC	69	49	296	247	40,8	19,8
ISUZU	3	34	147	170	-91,2	-13,5
FORD	8	4	65	32	100,0	103,1
JEEP	1	1	16	2	0,0	700,0
DONGFENG	10	0	14	0		
CHEVROLET	0	1	4	3	-100,0	33,3
GMC	1	0	3	5		-40,0
VOLKSWAGEN	0	2	0	44	-100,0	-100,0
TOTAL	512	892	4 133	5 436	-42,6	-24,0
TOTAL Russian brands	126	259	1 071	1 709	-51,4	-37,3
TOTAL foreign brands	386	633	3 062	3 727	-39,0	-17,8



PICKUPS

Top 15 model ranking of new pickup sales in Russia in July and 7 months 2022

Rank	Model	Brand	July 2022	July 2021	7 months 2022	7 months 2021	Change July 2022 vs 2021, %	Change 7 months 2022 vs 2021, %
1	2363 PICKUP	UAZ	126	259	1 071	1 709	-51,4	-37,3
2	HILUX	TOYOTA	56	139	998	1 298	-59,7	-23,1
3	L200	MITSUBISHI	57	194	690	1 190	-70,6	-42,0
4	RAM	PICKUP	60	50	372	190	20,0	95,8
5	T6	JAC	69	45	295	242	53,3	21,9
6	POER	GREAT WALL	56	60	275	70	-6,7	292,9
7	D-MAX	ISUZU	3	34	147	170	-91,2	-13,5
8	WINGLE	GREAT WALL	53	88	136	439	-39,8	-69,0
9	F-SERIES	FORD	7	4	64	32	75,0	100,0
10	TUNDRA	TOYOTA	12	11	46	37	9,1	24,3
11	GLADIATOR	JEEP	1	1	16	2	0,0	700,0
12	ZNA	DONGFENG	10	0	14	0		
13	SILVERADO	CHEVROLET	0	1	3	3	-100,0	0,0
14	SIERRA	GMC	1	0	3	4		-25,0
15	CHEYENNE	CHEVROLET	0	0	1	0		

7 months 2022

UAZ 2363 PICKUP
1 071 units **-37,3%**

TOYOTA HILUX
998 units **-23,1%**

MITSUBISHI L200
690 units **-42%**





PICKUPS

Structure of sales of new pickups in Russia 7 months 2022 by Federal District

