



## PRESS-RELEASE

14 JUNE 2022

### AUTOMOBILE MARKET OF RUSSIA IN MAY AND JANUARY-MAY 2022 PASSENGER CARS, LIGHT COMMERCIAL VEHICLES AND PICKUPS

In May 2022, sales of new passenger cars, light commercial vehicles and pickups in Russia fell by 77.3% year-on-year to 30 720 vehicles. In January-May 2022, the total sales were 353 896 vehicles, down 48.6% year-on-year\*.

#### Sales results by type of motor vehicles:

- Passenger cars – 27 447 units in May 2022, down 77.9% YOY; 317 360 units in January-May 2022, down 49.9% YOY. Among them electric vehicles – 103 units in May 2022, down 31.8% YOY; 1 022 units in January-May 2022, up 56.7% YOY.
- Light commercial vehicles including light trucks (N1 category, without pickups) and minibuses (M2 category) – 2 958 units in May 2022, down 73.0% YOY; 33 420 units in January-May 2022, down 35.1% YOY.
- Pickups – 315 units in May 2022, down 55.2% YOY; 3 116 units in January-May 2022, down 12.1% YOY.

\* without sales to military, law enforcement and diplomatic agencies in RF

#### COMMENT:

Alexander Kovrigin, Deputy Managing Director of ASM Holding, commented:

Sales of passenger cars on the Russian market fell significantly, by 77.9% in May 2022, while the market has declined by 49.9% in terms of year-to-date. The decline of car sales may go on till September 2022, then stabilization will come thanks to growth of Chinese vehicle sales. A decrease of the 2022 annual sales may amount to around 60%, given suspension of car output by many foreign automobile manufacturers.

In May, we noted a 55.2% decline of new pickup sales, and In five months of 2022 pickup sales declined by 12.1%.

Sales in the segment of light commercial vehicles fell by 73% in May, while the market decline in January-May 2022 was 35.1%. We expect the full-year result of LCV sales with a decline within 35% year-on-year.

These annual forecasts are achievable provided that the Government of Russia implements suggestions submitted by ASM Holding and other companies aimed to stabilize work of the Russian auto industry in conditions of the unprecedented foreign sanctions.

#### OUR CONTACTS:

##### ASM Holding, OAO

21/5, Kuznetsky Most St., 107031, Moscow, Russia

Tel: +7 (495) 625-51-79, +7 (495) 626-04-71

e-mail: [inf@asm-holding.ru](mailto:inf@asm-holding.ru)

##### Association of Russian Automakers (OAR)

8, Novovladykinsky Proezd, bldg 5, POB 81, 127106, Moscow, Russia

Tel: +7 (495) 739 70 95

e-mail: [info\\_oar@mail.ru](mailto:info_oar@mail.ru)



Developed by specialists of

AVTOSTAT-INFO



# PASSENGER CARS

## Sales of new passenger cars in Russia in May and 5 months 2022 by brand

Brand	May 2022	May 2021	5 months 2022	5 months 2021	Change May 2022 vs 2021, %	Change 5 months 2022 vs 2021, %
LADA	6 709	30 345	65 586	154 875	-77,9	-57,7
KIA	3 593	16 737	40 782	83 906	-78,5	-51,4
HYUNDAI	3 182	13 102	34 036	65 077	-75,7	-47,7
RENAULT	2 189	10 589	29 598	55 810	-79,3	-47,0
TOYOTA	849	6 145	19 783	36 285	-86,2	-45,5
SKODA	1 103	8 496	15 563	40 642	-87,0	-61,7
VOLKSWAGEN	832	7 511	13 820	37 616	-88,9	-63,3
NISSAN	1 235	3 090	12 491	20 611	-60,0	-39,4
CHERY	1 664	3 106	11 778	13 513	-46,4	-12,8
HAVAL	1 219	2 756	10 981	11 642	-55,8	-5,7
BMW	299	3 746	8 765	18 450	-92,0	-52,5
MERCEDES	423	3 139	7 629	16 664	-86,5	-54,2
MITSUBISHI	451	1 405	6 984	8 554	-67,9	-18,4
GEELY	919	1 797	6 808	7 316	-48,9	-6,9
MAZDA	501	1 895	6 759	12 513	-73,6	-46,0
UAZ	210	879	3 187	4 508	-76,1	-29,3
AUDI	199	1 367	2 945	6 967	-85,4	-57,7
LEXUS	76	1 675	2 321	8 739	-95,5	-73,4
EXEED	547	0	1 661	0		
CHEVROLET	136	361	1 598	1 741	-62,3	-8,2
VOLVO	59	866	1 553	3 606	-93,2	-56,9
SUZUKI	107	865	1 496	3 725	-87,6	-59,8
PORSCHE	75	457	1 432	2 743	-83,6	-47,8
GENESIS	117	183	1 324	924	-36,1	43,3
LAND ROVER	72	531	1 278	2 831	-86,4	-54,9
SUBARU	52	549	1 046	2 848	-90,5	-63,3
CHANGAN	106	409	969	1 778	-74,1	-45,5
INFINITI	43	198	703	904	-78,3	-22,2
MINI	73	312	587	1 255	-76,6	-53,2
TESLA	49	29	521	137	69,0	280,3
JEEP	58	146	463	647	-60,3	-28,4
HONDA	38	111	397	641	-65,8	-38,1
FAW	58	174	359	731	-66,7	-50,9
PEUGEOT	28	124	281	625	-77,4	-55,0
CITROEN	32	73	278	347	-56,2	-19,9
CADILLAC	9	158	274	880	-94,3	-68,9
GAC	9	54	247	237	-83,3	4,2
JAC	11	153	132	636	-92,8	-79,2
JAGUAR	5	48	131	189	-89,6	-30,7
OPEL	6	55	97	157	-89,1	-38,2
FORD	19	26	96	81	-26,9	18,5
ISUZU	6	0	94	0		
DFSK	12	0	85	0		
ROLLS ROYCE	6	27	68	97	-77,8	-29,9
DODGE	13	7	58	24	85,7	141,7



# PASSENGER CARS

Brand	May 2022	May 2021	5 months 2022	5 months 2021	Change May 2022 vs 2021, %	Change 5 months 2022 vs 2021, %
BENTLEY	4	38	56	131	-89,5	-57,3
MASERATI	3	1	55	4	200,0	1 275,0
BYD	7	0	24	0		
FERRARI	3	11	21	17	-72,7	23,5
FIAT	0	18	20	160	-100,0	-87,5
LAMBORGHINI	2	8	17	17	-75,0	0,0
AURUS	3	1	15	2	200,0	650,0
SKYWELL	1	0	10	0		
BUICK	2	0	9	0		
LINCOLN	2	1	9	5	100,0	80,0
ACURA	2	0	8	0		
HONGQI	1	0	8	0		
GMC	5	2	7	9	150,0	-22,2
DAIHATSU	0	0	6	4		50,0
SMART	0	1	6	1	-100,0	500,0
XIAOPENG	1	0	6	1		500,0
HOZON	1	0	5	0		
WELTMEISTER	0	0	5	0		
CHRYSLER	3	0	4	2		100,0
ASTON MARTIN	1	1	3	10	0,0	-70,0
ALFA ROMEO	1	0	2	1		100,0
ALPINA	1	0	2	0		
APAL	0	0	2	0		
DATSUN	1	51	2	922	-98,0	-99,8
DONGFENG	0	0	2	12		-83,3
LI XIANG	2	0	2	0		
SIMING	0	0	2	0		
YEMA	2	0	2	0		
GAZ	0	0	1	0		
MG	0	0	1	0		
ORA	0	0	1	0		
RAVON	0	38	1	138	-100,0	-99,3
SMA	0	0	1	0		
SSANGYONG	0	0	1	0		
BAIC	0	0	0	1		-100,0
BRILLIANCE	0	9	0	84	-100,0	-100,0
FOTON	0	0	0	38		-100,0
LIFAN	0	73	0	326	-100,0	-100,0
MCLAREN	0	0	0	1		-100,0
POLESTAR	0	0	0	1		-100,0
ZOTYE	0	0	0	10		-100,0
<b>TOTAL</b>	<b>27 447</b>	<b>123 949</b>	<b>317 360</b>	<b>633 369</b>	<b>-77,9</b>	<b>-49,9</b>
<b>TOTAL Russian brands</b>	<b>6 922</b>	<b>31 225</b>	<b>68 791</b>	<b>159 385</b>	<b>-77,8</b>	<b>-56,8</b>
<b>TOTAL foreign brands</b>	<b>20 525</b>	<b>92 724</b>	<b>248 569</b>	<b>473 984</b>	<b>-77,9</b>	<b>-47,6</b>

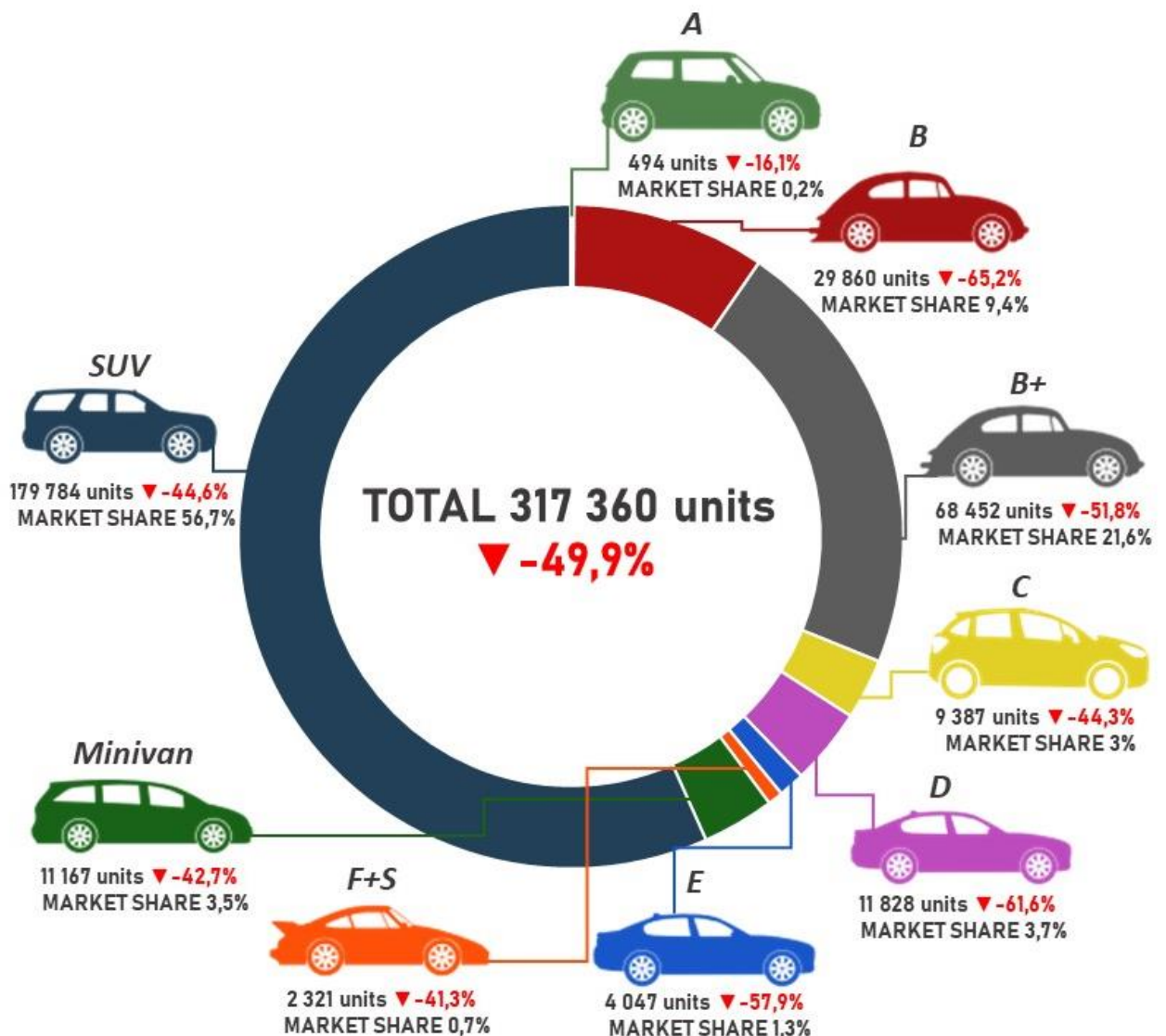


# PASSENGER CARS

## Sales of new passenger cars in Russia in May and 5 months 2022 by class

Class	May 2022	May 2021	5 months 2022	5 months 2021	Market share May 2022, %	Market share 5 months 2022, %	Change May 2022 vs 2021, %	Change 5 months 2022 vs 2021, %
A	88	212	494	589	0,3	0,2	-58,5	-16,1
B	3 599	16 510	29 860	85 769	13,1	9,4	-78,2	-65,2
B+	5 734	28 189	68 452	141 923	20,9	21,6	-79,7	-51,8
C	791	3 375	9 387	16 840	2,9	3,0	-76,6	-44,3
D	789	7 472	11 828	30 791	2,9	3,7	-89,4	-61,6
E	290	1 686	4 047	9 617	1,1	1,3	-82,8	-57,9
F+S	199	883	2 321	3 956	0,7	0,7	-77,5	-41,3
Minivan	988	4 014	11 167	19 475	3,6	3,5	-75,4	-42,7
SUV	14 954	61 606	179 784	324 406	54,5	56,7	-75,7	-44,6
Not identified	15	2	20	3			650,0	566,7
<b>TOTAL</b>	<b>27 447</b>	<b>123 949</b>	<b>317 360</b>	<b>633 369</b>	<b>100,0</b>	<b>100,0</b>	<b>-77,9</b>	<b>-49,9</b>

### 5 months 2022





# PASSENGER CARS

## Top 25 model ranking of new passenger car sales in Russia in May and 5 months 2022

Rank	Model	Brand	May 2022	May 2021	5 months 2022	5 months 2021	Change May 2022 vs 2021, %	Change 5 months 2022 vs 2021, %
1	VESTA	LADA	1 816	8 820	21 010	44 648	-79,4	-52,9
2	GRANTA*	LADA	2 605	11 550	18 775	57 776	-77,4	-67,5
3	RIO	KIA	1 319	5 951	18 191	34 506	-77,8	-47,3
4	SOLARIS	HYUNDAI	1 321	4 983	13 519	23 473	-73,5	-42,4
5	CRETA	HYUNDAI	976	4 832	12 756	29 468	-79,8	-56,7
6	DUSTER	RENAULT	592	3 153	10 764	14 766	-81,2	-27,1
7	LARGUS	LADA	731	3 473	9 062	17 990	-79,0	-49,6
8	RAV4	TOYOTA	258	2 026	8 205	16 035	-87,3	-48,8
9	POLO	VOLKSWAGEN	574	4 328	7 941	20 713	-86,7	-61,7
10	2123 NIVA	LADA 4x4	827	1 910	7 937	11 228	-56,7	-29,3
11	RAPID	SKODA	659	3 909	6 972	17 566	-83,1	-60,3
12	LOGAN	RENAULT	588	2 530	6 327	14 012	-76,8	-54,8
13	CAMRY	TOYOTA	272	2 752	5 833	10 343	-90,1	-43,6
14	QASHQAI	NISSAN	749	1 138	5 551	7 765	-34,2	-28,5
15	SELTOS	KIA	541	1 510	5 249	6 968	-64,2	-24,7
16	CX-5	MAZDA	349	1 100	5 092	8 431	-68,3	-39,6
17	JOLION	HAVAL	594	33	4 921	33	1 700,0	14 812,1
18	X-TRAIL	NISSAN	288	1 105	4 631	7 086	-73,9	-34,6
19	OUTLANDER	MITSUBISHI	216	1 013	4 581	6 450	-78,7	-29,0
20	SPORTAGE	KIA	408	2 208	4 403	12 343	-81,5	-64,3
21	KAPTUR	RENAULT	350	1 587	4 360	8 323	-77,9	-47,6
22	TIGGO 7 PRO	CHERY	749	0	4 301	0		
23	2121 NIVA	LADA 4x4	334	1 674	4 120	9 546	-80,0	-56,8
24	ARKANA	RENAULT	340	1 329	4 078	7 198	-74,4	-43,3
25	SANDERO	RENAULT	319	1 990	4 068	11 511	-84,0	-64,7

### 5 months 2022

#### LADA VESTA

21 010 units **-52,9%**

\* GRANTA 2190+2191+2192+2194

#### LADA GRANTA\*

18 775 units **-67,5%**



#### KIA RIO

18 191 units **-47,3%**





# PASSENGER CARS

## Sales of new electric cars in Russia in May and 5 months 2022 by brand

Brand / electric cars	May 2022	May 2021	5 months 2022	5 months 2021	Change May 2022 vs 2021, %	Change 5 months 2022 vs 2021, %
AUDI	16	38	157	138	-57,9	13,8
E-TRON	16	38	156	138	-57,9	13,0
E-TRON GT	0	0	1	0		
BMW	0	6	26	12	-100,0	116,7
I3	0	6	7	12	-100,0	-41,7
IX	0	0	19	0		
BYD	7	0	24	0		
EA1 DOLPHIN	1	0	1	0		
HAN	2	0	7	0		
QIN	1	0	1	0		
SONG	1	0	8	0		
TANG	1	0	4	0		
YUAN	1	0	3	0		
CHERY	2	0	5	0		
EQ5	2	0	5	0		
CHEVROLET		2	4	4	-100,0	0,0
BOLT	0	0	2	0		
VOLT	0	2	2	4	-100,0	-50,0
CITROEN	0	0	1	0		
AMI	0	0	1	0		
FIAT	0	0	1	0		
500 E	0	0	1	0		
FORD	0	0	14	0		
MUSTANG MACH-E	0	0	14	0		
HONDA			6			
E	0	0	3	0		
X-NV	0	0	3	0		
HONGQI	1	0	8	0		
E HS9	1	0	8	0		
HOZON	1	0	5	0		
NETA U	1	0	5	0		
HYUNDA	3		11	3		266,7
IONIQ	1	0	1	1		0,0
KONA	2	0	10	2		400,0
JAC		1	22	25	-100,0	-12,0
IEV7S	0	1	20	25	-100,0	-20,0
SOL E10X	0	0	2	0		
JAGUAR	2	18	19	26	-88,9	-26,9
I-PACE	2	18	19	26	-88,9	-26,9
KIA	1	1	5	2	0,0	150,0
EV6	0	0	1	0		
NIRO	1	1	4	2	0,0	100,0
MERCEDES	2	1	10	5	100,0	100,0
EQC	0	1	3	5	-100,0	-40,0
EQS	2	0	7	0		



# PASSENGER CARS

Brand / electric cars	May 2022	May 2021	5 months 2022	5 months 2021	Change May 2022 vs 2021, %	Change 5 months 2022 vs 2021, %
NISSAN	3	4	20	29	-25,0	-31,0
LEAF	3	4	20	29	-25,0	-31,0
ORA	0	0	1	0		
IQ	0	0	1	0		
PEUGEOT	0	0	0	3		-100,0
ION	0	0	0	3		-100,0
PORSCHE	12	51	133	265	-76,5	-49,8
TAYCAN	12	51	133	265	-76,5	-49,8
SIMING	0	0	2	0		
M-NV	0	0	2	0		
SKYWELL	1	0	10	0		
ET5	1	0	10	0		
TESLA	49	29	521	137	69,0	280,3
3	31	20	210	96	55,0	118,8
S	2	0	39	4		875,0
X	2	4	16	28	-50,0	-42,9
Y	14	5	256	9	180,0	2744,4
VOLKSWAGEN			4	2		100,0
E-LAVIDA	0	0	3	2		50,0
UP!	0	0	1	0		
WELTMEISTER	0	0	5	0		
EX-5	0	0	4	0		
W6	0	0	1	0		
XIAOPENG	1	0	6	1		500,0
G3	1	0	4	0		
P7	0	0	2	1		100,0
YEMA	2	0	2	0		
EC30	2	0	2	0		
<b>TOTAL</b>	<b>103</b>	<b>151</b>	<b>1 022</b>	<b>652</b>	<b>-31,8</b>	<b>56,7</b>
<b>TOTAL Russian brands</b>						
<b>TOTAL foreign brands</b>	<b>103</b>	<b>151</b>	<b>1022</b>	<b>652</b>	<b>-31,8</b>	<b>56,7</b>

## 5 months 2022

TESLA 3  
210 units **118,8%**



TESLA Y  
256 units **2744,4%**



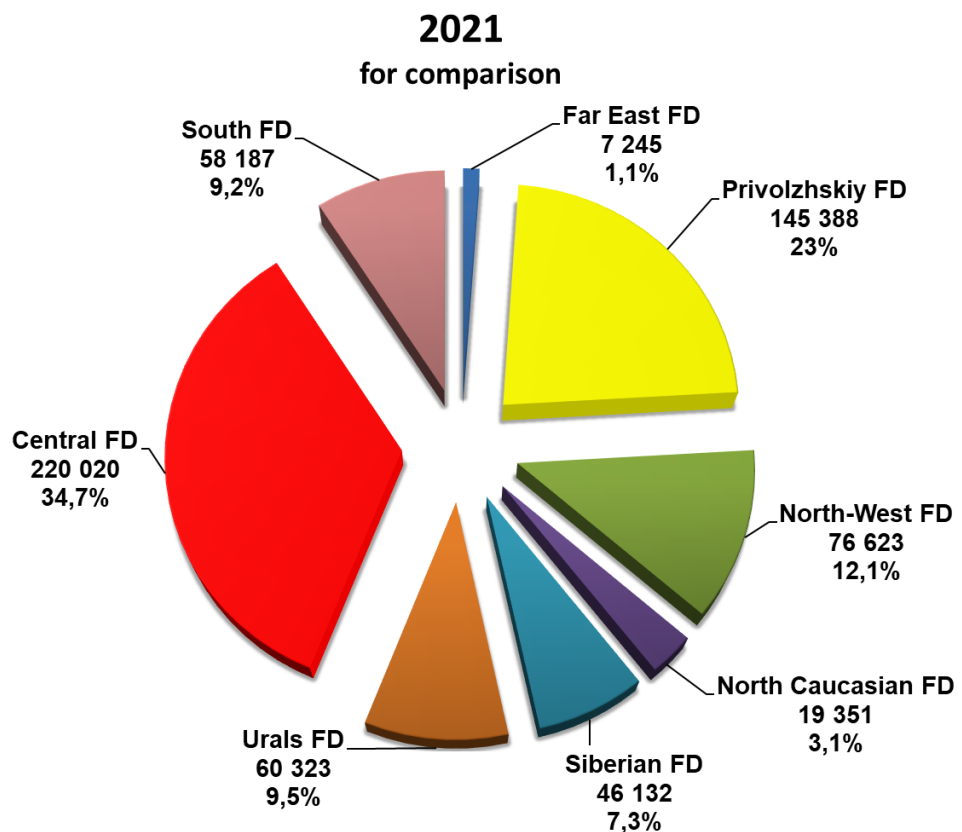
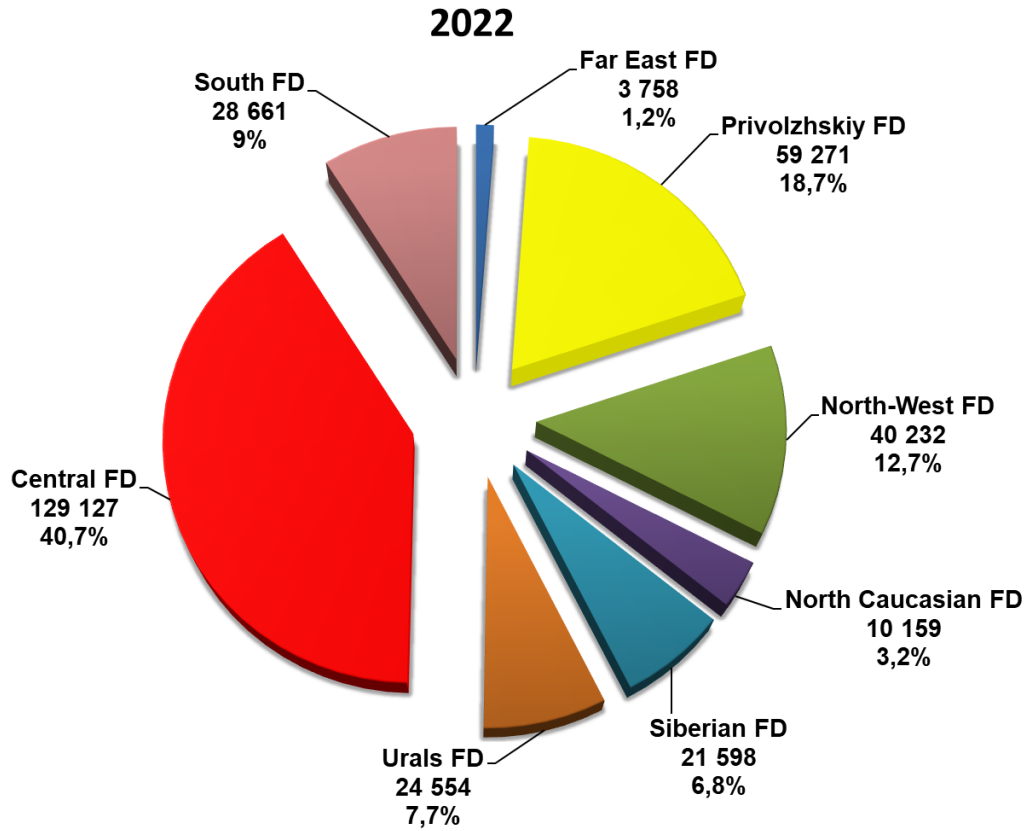
AUDI E-TRON  
156 units **13%**





# PASSENGER CARS

## Structure of new car sales in Russia in 5 months 2022 by Federal District







# LIGHT COMMERCIAL VEHICLES

Sales of new light commercial vehicles in Russia  
Including light trucks (N1 category) and minibuses (M2 category)  
in May and 5 months 2022 by brand (without pickups)

Brand	May 2022	May 2021	5 months 2022	5 months 2021	Change May 2022 vs 2021, %	Change 5 months 2022 vs 2021, %
GAZ	1 455	4 672	14 642	21 182	-68,9	-30,9
FORD	263	1 978	5 394	7 015	-86,7	-23,1
UAZ	589	1 107	4 608	6 866	-46,8	-32,9
LADA	276	1 117	3 564	6 040	-75,3	-41,0
PEUGEOT	104	518	1 402	2 438	-79,9	-42,5
CITROEN	73	424	1 022	1 623	-82,8	-37,0
VOLKSWAGEN	48	451	1 019	2 368	-89,4	-57,0
MERCEDES	58	197	548	1 549	-70,6	-64,6
OPEL	34	133	373	453	-74,4	-17,7
HYUNDAI	12	135	244	626	-91,1	-61,0
IVECO	19	59	228	420	-67,8	-45,7
FIAT	6	65	149	334	-90,8	-55,4
TOYOTA	10	35	108	136	-71,4	-20,6
RENAULT	4	67	63	341	-94,0	-81,5
KIA	5	2	28	46	150,0	-39,1
JAC	0	8	10	26	-100,0	-61,5
MITSUBISHI	0	2	8	4	-100,0	100,0
NISSAN	1	2	5	7	-50,0	-28,6
ASHOK LEYLAND	0	0	2	0		
GMC	0	0	2	2		0,0
DAIHATSU	1	1	1	5	0,0	-80,0
HONDA	0	0	0	1		-100,0
SUZUKI	0	0	0	1		-100,0
TAGAZ	0	0	0	1		-100,0
YUEJIN	0	0	0	1		-100,0
<b>TOTAL</b>	<b>2 958</b>	<b>10 973</b>	<b>33 420</b>	<b>51 485</b>	<b>-73,0</b>	<b>-35,1</b>
<b>TOTAL Russian brands</b>	<b>2 320</b>	<b>6 896</b>	<b>22 814</b>	<b>34 089</b>	<b>-66,4</b>	<b>-33,1</b>
<b>TOTAL foreign brands</b>	<b>638</b>	<b>4 077</b>	<b>10 606</b>	<b>17 396</b>	<b>-84,4</b>	<b>-39,0</b>



# LIGHT COMMERCIAL VEHICLES

Top 25 model ranking of new LCV sales including light trucks (N1 category) and minibuses (M2 category) in Russia, in May and 5 months 2022 (without pickups)

Rank	Model	Brand	May 2022	May 2021	5 months 2022	5 months 2021	Change May 2022 vs 2021, %	Change 5 months 2022 vs 2021, %
1	GAZelle NEXT	GAZ	790	2 309	8 641	11 166	-65,8	-22,6
2	TRANSIT	FORD	262	1 978	5 393	7 014	-86,8	-23,1
3	LARGUS FURGON	LADA	195	930	3 004	5 088	-79,0	-41,0
4	3302 GAZelle	GAZ	239	954	2 578	4 473	-74,9	-42,4
5	3909	UAZ	312	418	2 237	3 184	-25,4	-29,7
6	2752 SOBOL	GAZ	231	986	1 787	2 751	-76,6	-35,0
7	PROFI	UAZ	123	236	876	1 180	-47,9	-25,8
8	2310 SOBOL	GAZ	80	119	639	595	-32,8	7,4
9	TRAVELLER	PEUGEOT	40	189	494	997	-78,8	-50,5
10	2206	UAZ	41	159	469	844	-74,2	-44,4
11	3962	UAZ	25	41	439	170	-39,0	158,2
12	2349 WIS	LADA	66	174	432	862	-62,1	-49,9
13	2217 SOBOL	GAZ	50	81	415	413	-38,3	0,5
14	PARTNER	PEUGEOT	34	121	403	422	-71,9	-4,5
15	CARAVELLE	VOLKSWAGEN	13	242	383	1 191	-94,6	-67,8
16	3221 GAZelle	GAZ	40	69	380	687	-42,0	-44,7
17	SPRINTER	MERCEDES	37	73	378	495	-49,3	-23,6
18	3741	UAZ	70	108	348	933	-35,2	-62,7
19	JUMPER	CITROEN	9	105	296	453	-91,4	-34,7
20	SPACE TOURER	CITROEN	22	153	291	619	-85,6	-53,0
21	BOXER	PEUGEOT	12	97	255	504	-87,6	-49,4
22	EXPERT	PEUGEOT	18	111	250	515	-83,8	-51,5
23	JUMPY	CITROEN	19	73	234	439	-74,0	-46,7
24	DAILY	IVECO	19	59	228	420	-67,8	-45,7
25	CADDY	VOLKSWAGEN	13	11	219	133	18,2	64,7

## 5 months 2022

**FORD TRANSIT**  
5 393 units **-23,1%**



**GAZelle NEXT**  
8 641 units **-22,6%**



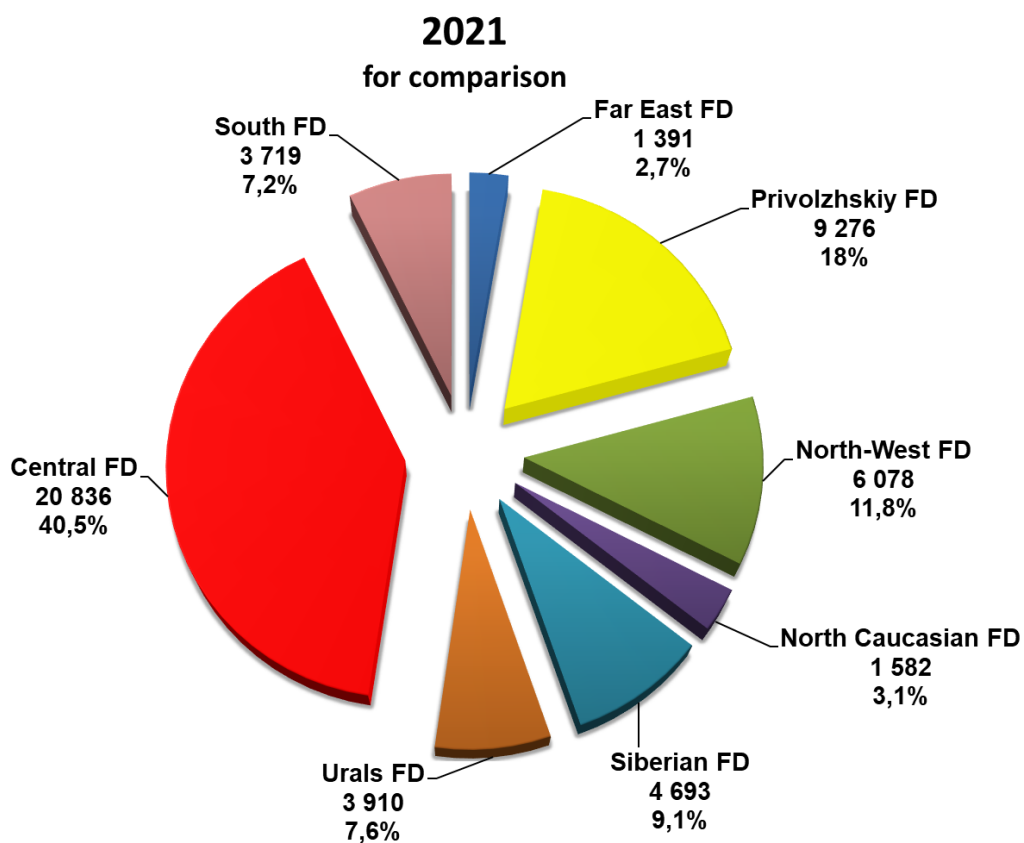
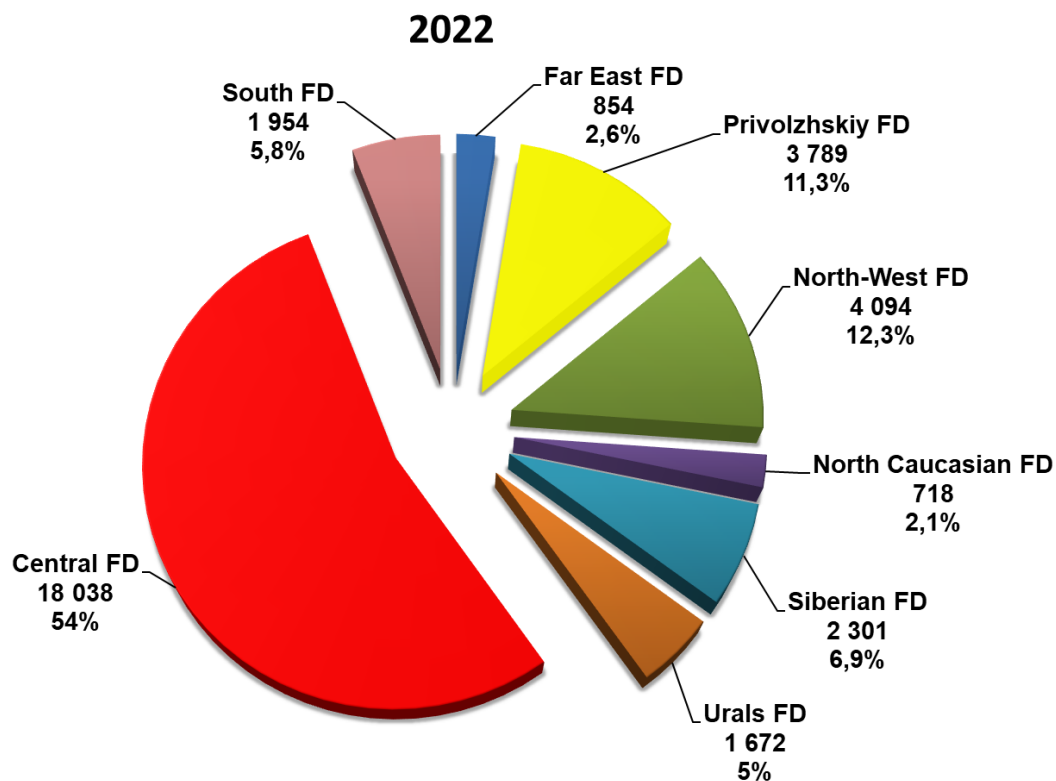
**LADA LARGUS FURGON**  
3 004 units **-41%**





# LIGHT COMMERCIAL VEHICLES

Structure of new LCV sales including light trucks (N1 category) and minibuses (M2 category) in Russia in 5 months 2022 by Federal District





# PICKUPS

## Sales of new pickups in Russia in May and 5 months 2022 by brand

Brand	May 2022	May 2021	5 months 2022	5 months 2021	Change May 2022 vs 2021, %	Change 5 months 2022 vs 2021, %
TOYOTA	44	196	920	999	-77,6	-7,9
UAZ	54	177	823	1 101	-69,5	-25,2
MITSUBISHI	31	183	567	758	-83,1	-25,2
RAM	67	25	239	104	168,0	129,8
GREAT WALL	68	46	238	264	47,8	-9,8
ISUZU	8	45	136	96	-82,2	41,7
JAC	27	24	134	148	12,5	-9,5
FORD	9	2	43	27	350,0	59,3
JEEP	4	0	10	1		900,0
CHEVROLET	3	1	4	2	200,0	100,0
GMC	0	1	2	2	-100,0	0,0
VOLKSWAGEN	0	3	0	42	-100,0	-100,0
<b>TOTAL</b>	<b>315</b>	<b>703</b>	<b>3 116</b>	<b>3 544</b>	<b>-55,2</b>	<b>-12,1</b>
<b>TOTAL Russian brands</b>	<b>54</b>	<b>177</b>	<b>823</b>	<b>1 101</b>	<b>-69,5</b>	<b>-25,2</b>
<b>TOTAL foreign brands</b>	<b>261</b>	<b>526</b>	<b>2 293</b>	<b>2 443</b>	<b>-50,4</b>	<b>-6,1</b>



# PICKUPS

## Top 14 model ranking of new pickup sales in Russia in May and 5 months 2022

Rank	Model	Brand	May 2022	May 2021	5 months 2022	5 months 2021	Change May 2022 vs 2021, %	Change 5 months 2022 vs 2021, %
1	HILUX	TOYOTA	41	188	891	978	-78,2	-8,9
2	2363 PICKUP	UAZ	54	177	823	1 101	-69,5	-25,2
3	L200	MITSUBISHI	31	183	567	758	-83,1	-25,2
4	RAM	PICKUP	67	25	239	104	168,0	129,8
5	POER	GREAT WALL	44	0	160	0		
6	D-MAX	ISUZU	8	45	136	96	-82,2	41,7
7	T6	JAC	27	23	134	147	17,4	-8,8
8	WINGLE	GREAT WALL	24	46	78	264	-47,8	-70,5
9	F-SERIES	FORD	9	2	43	27	350,0	59,3
10	TUNDRA	TOYOTA	3	8	29	21	-62,5	38,1
11	GLADIATOR	JEEP	4	0	10	1		900,0
12	SILVERADO	CHEVROLET	2	1	3	2	100,0	50,0
13	SIERRA	GMC	0	1	2	1	-100,0	100,0
14	CHEYENNE	CHEVROLET	1	0	1	0		

### 5 months 2022

TOYOTA HILUX  
891 units **-8,9%**

UAZ 2363 PICKUP  
823 units **-25,2%**

MITSUBISHI L200  
567 units **-25,2%**





# PICKUPS

## Structure of sales of new pickups in Russia 5 months 2022 by Federal District

