



PRESS-RELEASE

13 MAY 2022

AUTOMOBILE MARKET OF RUSSIA IN APRIL AND JANUARY-APRIL 2022 PASSENGER CARS, LIGHT COMMERCIAL VEHICLES AND PICKUPS

In April 2022, sales of new passenger cars, light commercial vehicles and pickups in Russia fell by 81.9% year-on-year to 33 041 vehicles. In January-April 2022, the total sales were 323 176 vehicles, down 41.5% year-on-year*.

Sales results by type of motor vehicles:

- Passenger cars – 27 855 units in April 2022, down 83.4% YOY; 289 913 units in January-April 2022, down 43.1% YOY. Among them electric vehicles – 158 units in April 2022, down 18.6% YOY; 919 units in January-April 2022, up 83.4% YOY.
- Light commercial vehicles including light trucks (N1 category, without pickups) and minibuses (M2 category) – 4 741 units in April 2022, down 66.0% YOY; 30 462 units in January-April 2022, down 24.8% YOY.
- Pickups – 445 units in April 2022, down 53.0% YOY; 2 801 units in January-April 2022, down 1.4% YOY.

* without sales to military, law enforcement and diplomatic agencies in RF

COMMENT:

Alexander Kovrigin, Deputy Managing Director of ASM Holding, commented:

Sales of passenger cars on the Russian market fell significantly, by 83.4% in April 2022, while the market has declined by 43.1% in terms of year-to-date. The decline of car sales may go on till September 2022, then stabilization will come thanks to growth of Chinese vehicle sales. A decrease of the 2022 annual sales may amount to around 60%, given suspension of car output by many foreign automobile manufacturers.

In April, we noted a 53% decline of new pickup sales, and In four months of 2022 pickup sales declined by 1.4%.

Sales in the segment of light commercial vehicles fell by 66% in April, while the market decline in January-April 2022 was 24.8%. We expect the full-year result of LCV sales with a decline within 35% year-on-year.

These annual forecasts are achievable provided that the Government of Russia implements suggestions submitted by ASM Holding and other companies aimed to stabilize work of the Russian auto industry in conditions of the unprecedented foreign sanctions.

OUR CONTACTS:

ASM Holding, OAO

21/5, Kuznetsky Most St., 107031, Moscow, Russia

Tel: +7 (495) 625-51-79, +7 (495) 626-04-71

e-mail: inf@asm-holding.ru

Association of Russian Automakers (OAR)

8, Novovladykinsky Proezd, bldg 5, POB 81, 127106, Moscow, Russia

Tel: +7 (495) 739 70 95

e-mail: info_oar@mail.ru



Developed by specialists of

AVTOSTAT-INFO



PASSENGER CARS

Sales of new passenger cars in Russia in April and 4 months 2022 by brand

Brand	April 2022	April 2021	4 months 2022	4 months 2021	Change April 2022 vs 2021, %	Change 4 months 2022 vs 2021, %
LADA	6 465	40 993	58 877	124 530	-84,2	-52,7
KIA	3 408	21 113	37 189	67 169	-83,9	-44,6
HYUNDAI	2 999	17 081	30 854	51 975	-82,4	-40,6
RENAULT	2 166	15 884	27 409	45 221	-86,4	-39,4
TOYOTA	1 167	8 881	18 934	30 140	-86,9	-37,2
SKODA	1 409	11 960	14 460	32 146	-88,2	-55,0
VOLKSWAGEN	1 062	10 427	12 988	30 105	-89,8	-56,9
NISSAN	860	5 060	11 256	17 521	-83,0	-35,8
CHERY	1 270	3 901	10 114	10 407	-67,4	-2,8
HAVAL	982	3 398	9 762	8 886	-71,1	9,9
BMW	1 022	4 398	8 466	14 704	-76,8	-42,4
MERCEDES	637	4 823	7 206	13 525	-86,8	-46,7
MITSUBISHI	408	2 308	6 533	7 149	-82,3	-8,6
MAZDA	647	2 636	6 258	10 618	-75,5	-41,1
GEELY	649	1 940	5 889	5 519	-66,5	6,7
UAZ	437	1 022	2 977	3 629	-57,2	-18,0
AUDI	313	1 824	2 746	5 600	-82,8	-51,0
LEXUS	108	2 417	2 245	7 064	-95,5	-68,2
VOLVO	102	1 034	1 494	2 740	-90,1	-45,5
CHEVROLET	108	449	1 462	1 380	-75,9	5,9
SUZUKI	114	1 056	1 389	2 860	-89,2	-51,4
PORSCHE	116	823	1 357	2 286	-85,9	-40,6
GENESIS	135	280	1 207	741	-51,8	62,9
LAND ROVER	79	712	1 206	2 300	-88,9	-47,6
EXEED	379	0	1 114	0		
SUBARU	87	733	994	2 299	-88,1	-56,8
CHANGAN	96	446	863	1 369	-78,5	-37,0
INFINITI	59	214	660	706	-72,4	-6,5
MINI	47	364	514	943	-87,1	-45,5
TESLA	85	43	472	108	97,7	337,0
JEEP	70	152	405	501	-53,9	-19,2
HONDA	50	229	359	530	-78,2	-32,3
FAW	65	200	301	557	-67,5	-46,0
CADILLAC	19	245	265	722	-92,2	-63,3
PEUGEOT	33	179	253	501	-81,6	-49,5
CITROEN	19	86	246	274	-77,9	-10,2
GAC	19	70	238	183	-72,9	30,1
JAGUAR	10	36	126	141	-72,2	-10,6
JAC	8	221	121	483	-96,4	-74,9
OPEL	9	45	91	102	-80,0	-10,8
ISUZU	24	0	88	0		
FORD	18	24	77	55	-25,0	40,0
DFSK	13	0	73	0		
ROLLS ROYCE	5	32	62	70	-84,4	-11,4
BENTLEY	6	53	52	93	-88,7	-44,1



PASSENGER CARS

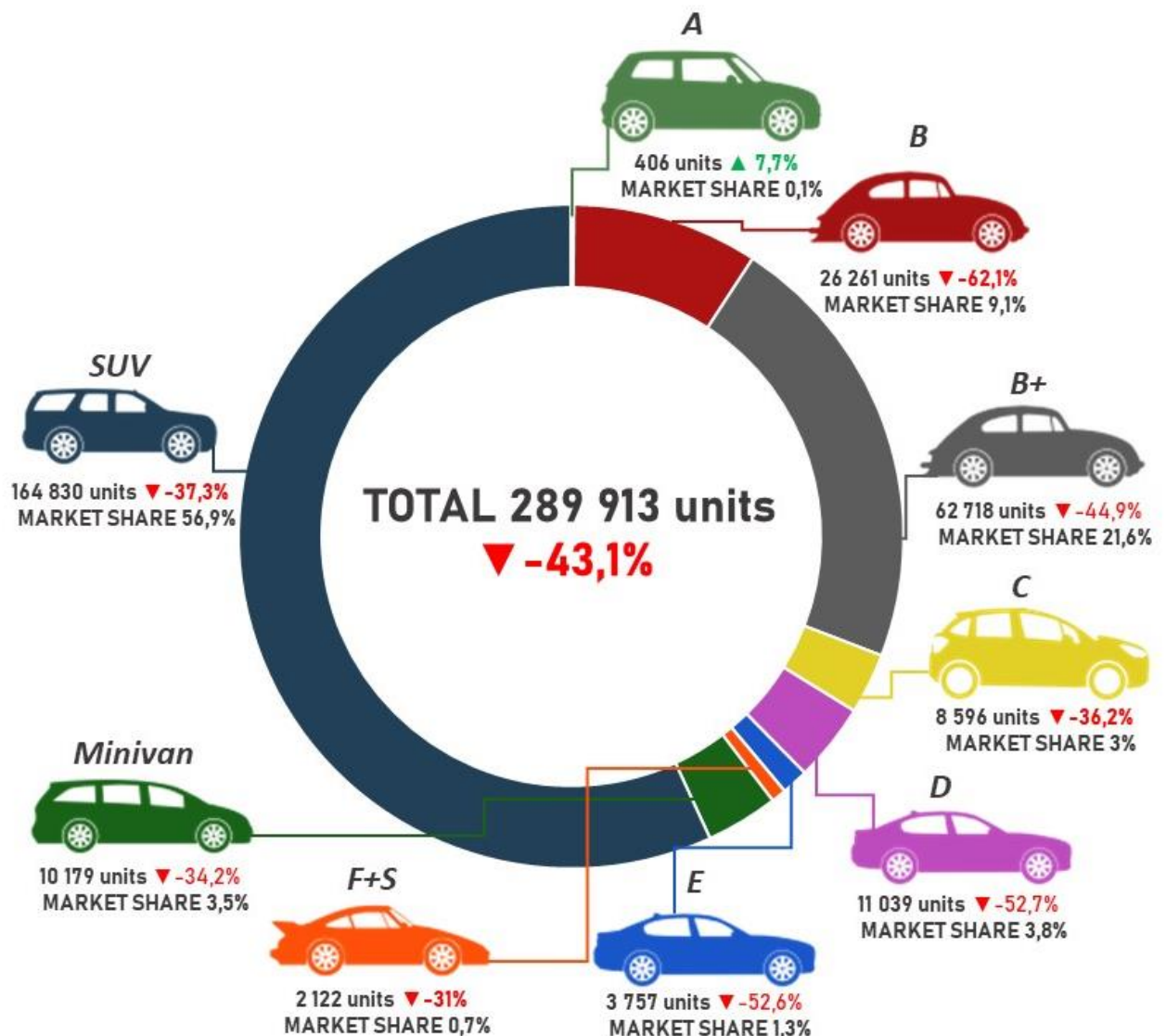
Brand	April 2022	April 2021	4 months 2022	4 months 2021	Change April 2022 vs 2021, %	Change 4 months 2022 vs 2021, %
MASERATI	9	0	52	3		1 633,3
DODGE	21	7	45	17	200,0	164,7
FIAT	0	46	20	142	-100,0	-85,9
FERRARI	3	5	18	6	-40,0	200,0
BYD	7	0	17	0		
LAMBORGHINI	5	6	15	9	-16,7	66,7
AURUS	2	0	12	1		1 100,0
SKYWELL	2	0	9	0		
BUICK	1	0	7	0		
HONGQI	3	0	7	0		
LINCOLN	3	1	7	4	200,0	75,0
ACURA	1	0	6	0		
DAIHATSU	1	1	6	4	0,0	50,0
SMART	4	0	6	0		
WELTMEISTER	1	0	5	0		
XIAOPENG	4	1	5	1	300,0	400,0
HOZON	0	0	4	0		
APAL	0	0	2	0		
ASTON MARTIN	1	5	2	9	-80,0	-77,8
DONGFENG	0	0	2	12		-83,3
GMC	1	5	2	7	-80,0	-71,4
SIMING	0	0	2	0		
ALFA ROMEO	0	0	1	1		0,0
ALPINA	0	0	1	0		
CHRYSLER	0	1	1	2	-100,0	-50,0
DATSUN	1	124	1	871	-99,2	-99,9
GAZ	0	0	1	0		
MG	1	0	1	0		
ORA	0	0	1	0		
RAVON	0	33	1	100	-100,0	-99,0
SMA	0	0	1	0		
SSANGYONG	0	0	1	0		
BAIC	0	0	0	1		-100,0
BRILLIANCE	0	21	0	75	-100,0	-100,0
FOTON	0	1	0	38	-100,0	-100,0
LIFAN	0	69	0	253	-100,0	-100,0
MCLAREN	0	0	0	1		-100,0
POLESTAR	0	0	0	1		-100,0
ZOTYE	0	4	0	10	-100,0	-100,0
TOTAL	27 855	168 122	289 913	509 420	-83,4	-43,1
TOTAL Russian brands	6 904	42 015	61 869	128 160	-83,6	-51,7
TOTAL foreign brands	20 951	126 107	228 044	381 260	-83,4	-40,2



PASSENGER CARS

Sales of new passenger cars in Russia in April and 4 months 2022 by class

Class	April 2022	April 2021	4 months 2022	4 months 2021	Market share April 2022, %	Market share 4 months 2022, %	Change April 2022 vs 2021, %	Change 4 months 2022 vs 2021, %
A	55	237	406	377	0,2	0,1	-76,8	7,7
B	3 255	23 368	26 261	69 259	11,7	9,1	-86,1	-62,1
B+	5 759	36 779	62 718	113 734	20,7	21,6	-84,3	-44,9
C	775	4 265	8 596	13 465	2,8	3,0	-81,8	-36,2
D	920	8 523	11 039	23 319	3,3	3,8	-89,2	-52,7
E	424	2 698	3 757	7 931	1,5	1,3	-84,3	-52,6
F+S	351	1 204	2 122	3 073	1,3	0,7	-70,9	-31,0
Minivan	1 062	5 049	10 179	15 461	3,8	3,5	-79,0	-34,2
SUV	15 254	85 999	164 830	262 800	54,8	56,9	-82,3	-37,3
Not identified			5	1				400,0
TOTAL	27 855	168 122	289 913	509 420	100,0	100,0	-83,4	-43,1





PASSENGER CARS

Top 25 model ranking of new passenger car sales in Russia in April and 4 months 2022

Rank	Model	Brand	April 2022	April 2021	4 months 2022	4 months 2021	Change April 2022 vs 2021, %	Change 4 months 2022 vs 2021, %
1	VESTA	LADA	1 651	12 036	19 194	35 828	-86,3	-46,4
2	RIO	KIA	1 217	7 594	16 872	28 555	-84,0	-40,9
3	GRANTA*	LADA	2 181	15 611	16 170	46 226	-86,0	-65,0
4	SOLARIS	HYUNDAI	1 212	5 754	12 198	18 490	-78,9	-34,0
5	CRETA	HYUNDAI	895	7 346	11 780	24 636	-87,8	-52,2
6	DUSTER	RENAULT	765	4 189	10 172	11 613	-81,7	-12,4
7	LARGUS	LADA	726	4 486	8 331	14 517	-83,8	-42,6
8	RAV4	TOYOTA	353	3 675	7 947	14 009	-90,4	-43,3
9	POLO	VOLKSWAGEN	767	5 579	7 367	16 385	-86,3	-55,0
10	2123 NIVA	LADA 4x4	919	3 057	7 110	9 318	-69,9	-23,7
11	RAPID	SKODA	878	5 564	6 313	13 657	-84,2	-53,8
12	LOGAN	RENAULT	709	3 944	5 739	11 482	-82,0	-50,0
13	CAMRY	TOYOTA	390	2 603	5 561	7 591	-85,0	-26,7
14	QASHQAI	NISSAN	350	1 788	4 802	6 627	-80,4	-27,5
15	CX-5	MAZDA	461	1 690	4 743	7 331	-72,7	-35,3
16	SELTOS	KIA	425	1 544	4 708	5 458	-72,5	-13,7
17	OUTLANDER	MITSUBISHI	213	1 859	4 365	5 437	-88,5	-19,7
18	X-TRAIL	NISSAN	334	1 608	4 343	5 981	-79,2	-27,4
19	JOLION	HAVAL	399	0	4 327	0		
20	KAPTUR	RENAULT	200	2 335	4 010	6 736	-91,4	-40,5
21	SPORTAGE	KIA	437	3 195	3 995	10 135	-86,3	-60,6
22	2121 NIVA	LADA 4x4	549	2 282	3 786	7 872	-75,9	-51,9
23	SANDERO	RENAULT	308	3 238	3 749	9 521	-90,5	-60,6
24	ARKANA	RENAULT	184	2 178	3 738	5 869	-91,6	-36,3
25	TIGGO 7 PRO	CHERY	469	0	3 552	0		

4 months 2022

LADA VESTA

19 194 units **-46,4%**

* GRANTA 2190+2191+2192+2194

KIA RIO

16 872 units **-40,9%**



LADA GRANTA*

16 170 units **-65%**





PASSENGER CARS

Sales of new electric cars in Russia in April and 4 months 2022 by brand

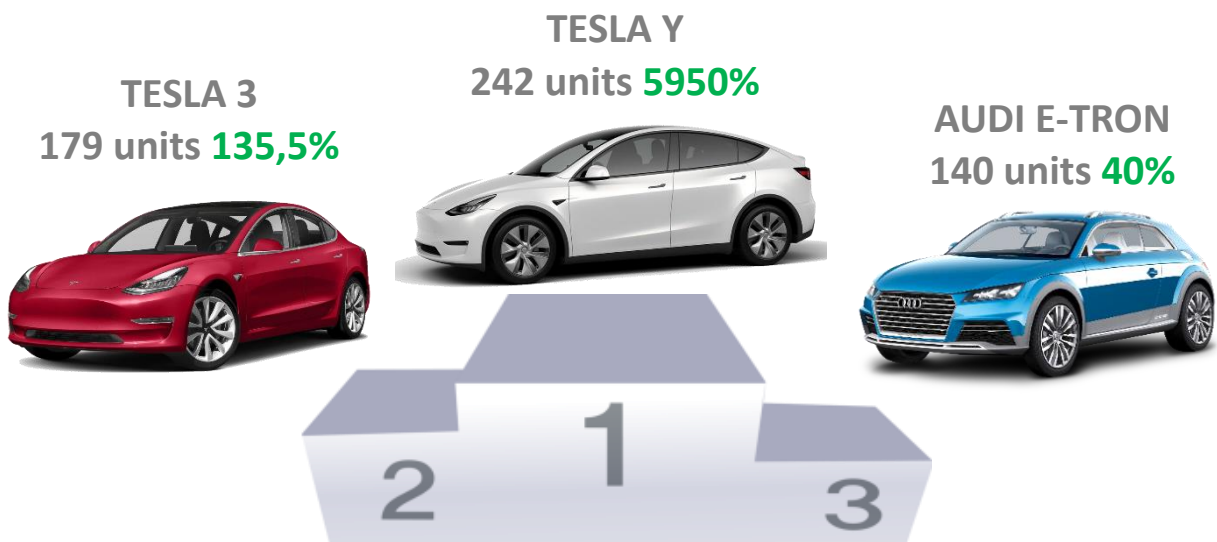
Brand / electric cars	April 2022	April 2021	4 months 2022	4 months 2021	Change April 2022 vs 2021, %	Change 4 months 2022 vs 2021, %
AUDI	26	39	141	100	-33,3	41,0
E-TRON	25	39	140	100	-35,9	40,0
E-TRON GT	1	0	1	0		
BMW	2		26	6		333,3
I3	2	0	7	6		16,7
IX	0	0	19	0		
BYD	7	0	17	0		
HAN	3	0	5	0		
SONG	3	0	7	0		
TANG	1	0	3	0		
YUAN	0	0	2	0		
CHERY	2	0	3	0		
EQ5	2	0	3	0		
CHEVROLET	2	1	4	2	100,0	100,0
BOLT	1	0	2	0		
VOLT	1	1	2	2	0,0	0,0
CITROEN	0	0	1	0		
AMI	0	0	1	0		
FIAT	0	0	1	0		
500 E	0	0	1	0		
FORD	1	0	14	0		
MUSTANG MACH-E	1	0	14	0		
HONDA	1		6			
E	0	0	3	0		
X-NV	1	0	3	0		
HONGQI	3	0	7	0		
E HS9	3	0	7	0		
HOZON	0	0	4	0		
NETA U	0	0	4	0		
HYUNDA	1	1	8	3		166,7
IONIQ	0	0	0	1		-100,0
KONA	1	1	8	2	0,0	300,0
JAC	1	10	22	24	-90,0	-8,3
IEV7S	0	10	20	24	-100,0	-16,7
SOL E10X	1	0	2	0		
JAGUAR	3	5	17	8	-40,0	112,5
I-PACE	3	5	17	8	-40,0	112,5
KIA			4	1		300,0
EV6	0	0	1	0		
NIRO	0	0	3	1		200,0
MERCEDES	3		8	4		100,0
EQC	1	0	3	4		-25,0
EQS	2	0	5	0		
NISSAN	3	12	17	25	-75,0	-32,0
LEAF	3	12	17	25	-75,0	-32,0



PASSENGER CARS

Brand / electric cars	April 2022	April 2021	4 months 2022	4 months 2021	Change April 2022 vs 2021, %	Change 4 months 2022 vs 2021, %
ORA	0	0	1	0		
IQ	0	0	1	0		
PEUGEOT	0	0	0	3		-100,0
ION	0	0	0	3		-100,0
PORSCHE	10	82	121	214	-87,8	-43,5
TAYCAN	10	82	121	214	-87,8	-43,5
SIMING	0	0	2	0		
M-NV	0	0	2	0		
SKYWELL	2	0	9	0		
ET5	2	0	9	0		
TESLA	85	43	472	108	97,7	337,0
3	30	34	179	76	-11,8	135,5
S	5	1	37	4	400,0	825,0
X	3	6	14	24	-50,0	-41,7
Y	47	2	242	4	2250,0	5950,0
VOLKSWAGEN	1		4	2		100,0
E-LAVIDA	1	0	3	2		50,0
UP!	0	0	1	0		
WELTMEISTER	1	0	5	0		
EX-5	1	0	4	0		
W6	0	0	1	0		
XIAOPENG	4	1	5	1	300,0	400,0
G3	2	0	3	0		
P7	2	1	2	1	100,0	100,0
TOTAL	158	194	919	501	-18,6	83,4
TOTAL Russian brands						
TOTAL foreign brands	158	194	919	501	-18,6	83,4

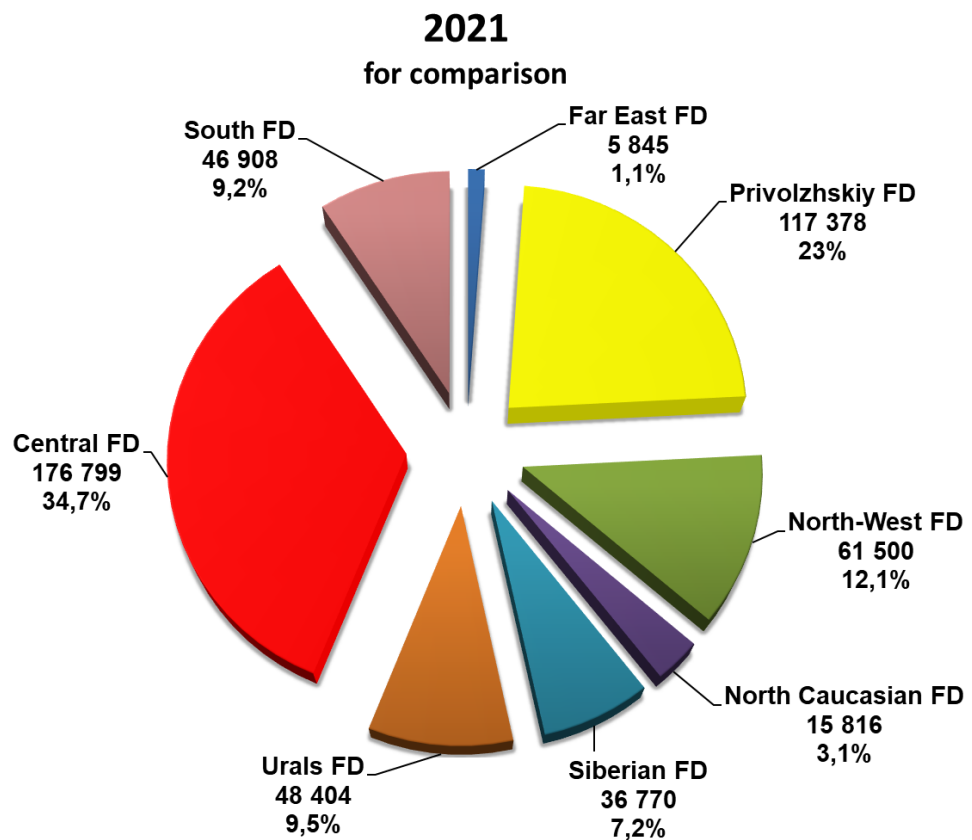
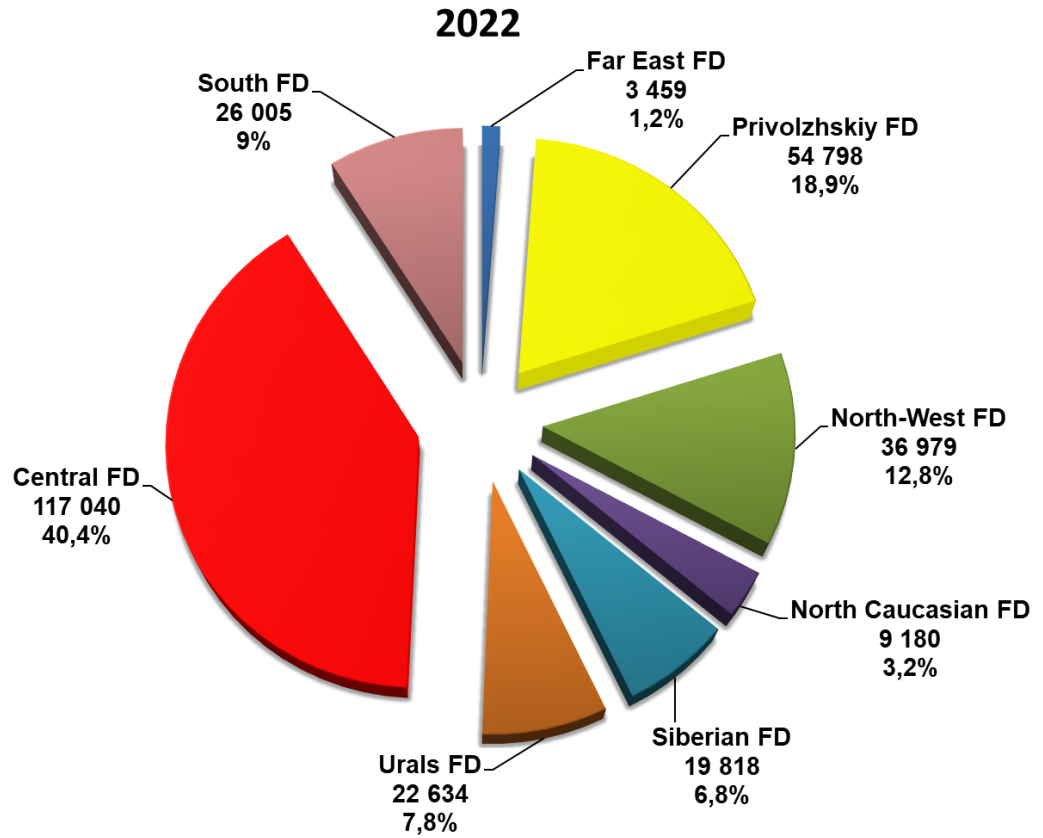
4 months 2022





PASSENGER CARS

Structure of new car sales in Russia in 4 months 2022 by Federal District





LIGHT COMMERCIAL VEHICLES

Sales of new light commercial vehicles in Russia
Including light trucks (N1 category) and minibuses (M2 category)
in April and 4 months 2022 by brand (without pickups)

Brand	April 2022	April 2021	4 months 2022	4 months 2021	Change April 2022 vs 2021, %	Change 4 months 2022 vs 2021, %
GAZ	2 004	6 174	13 187	16 510	-67,5	-20,1
FORD	753	1 833	5 131	5 037	-58,9	1,9
UAZ	1 006	1 549	4 019	5 759	-35,1	-30,2
LADA	440	1 468	3 288	4 923	-70,0	-33,2
PEUGEOT	162	687	1 298	1 920	-76,4	-32,4
VOLKSWAGEN	79	618	971	1 917	-87,2	-49,3
CITROEN	94	421	949	1 199	-77,7	-20,9
MERCEDES	74	562	490	1 352	-86,8	-63,8
OPEL	26	126	339	320	-79,4	5,9
HYUNDAI	20	149	232	491	-86,6	-52,7
IVECO	46	117	209	361	-60,7	-42,1
FIAT	14	94	143	269	-85,1	-46,8
TOYOTA	7	34	98	101	-79,4	-3,0
RENAULT	8	103	59	274	-92,2	-78,5
KIA	3	13	23	44	-76,9	-47,7
JAC	0	9	10	18	-100,0	-44,4
MITSUBISHI	2	0	8	2		300,0
NISSAN	2	3	4	5	-33,3	-20,0
ASHOK LEYLAND	0	0	2	0		
GMC	1	0	2	2		0,0
DAIHATSU	0	1	0	4	-100,0	-100,0
HONDA	0	0	0	1		-100,0
SUZUKI	0	1	0	1	-100,0	-100,0
TAGAZ	0	0	0	1		-100,0
YUEJIN	0	1	0	1	-100,0	-100,0
TOTAL	4 741	13 963	30 462	40 512	-66,0	-24,8
TOTAL Russian brands	3 450	9 191	20 494	27 193	-62,5	-24,6
TOTAL foreign brands	1 291	4 772	9 968	13 319	-72,9	-25,2



LIGHT COMMERCIAL VEHICLES

Top 25 model ranking of new LCV sales including light trucks (N1 category) and minibuses (M2 category) in Russia, in April and 4 months 2022 (without pickups)

Rank	Model	Brand	April 2022	April 2021	4 months 2022	4 months 2021	Change April 2022 vs 2021, %	Change 4 months 2022 vs 2021, %
1	GAZelle NEXT	GAZ	1 136	3 310	7 851	8 857	-65,7	-11,4
2	TRANSIT	FORD	753	1 833	5 131	5 036	-58,9	1,9
3	LARGUS FURGON	LADA	343	1 213	2 809	4 158	-71,7	-32,4
4	3302 GAZelle	GAZ	309	1 267	2 339	3 519	-75,6	-33,5
5	3909	UAZ	533	632	1 925	2 766	-15,7	-30,4
6	2752 SOBOL	GAZ	259	898	1 556	1 765	-71,2	-11,8
7	PROFI	UAZ	151	293	753	944	-48,5	-20,2
8	2310 SOBOL	GAZ	125	161	559	476	-22,4	17,4
9	TRAVELLER	PEUGEOT	57	287	454	808	-80,1	-43,8
10	2206	UAZ	108	194	428	685	-44,3	-37,5
11	3962	UAZ	102	17	414	129	500,0	220,9
12	CARAVELLE	VOLKSWAGEN	22	316	370	949	-93,0	-61,0
13	PARTNER	PEUGEOT	56	119	369	301	-52,9	22,6
14	2349 WIS	LADA	72	234	366	688	-69,2	-46,8
15	2217 SOBOL	GAZ	73	90	365	332	-18,9	9,9
16	SPRINTER	MERCEDES	56	176	341	422	-68,2	-19,2
17	3221 GAZelle	GAZ	60	119	340	618	-49,6	-45,0
18	JUMPER	CITROEN	25	107	287	348	-76,6	-17,5
19	3741	UAZ	69	249	278	825	-72,3	-66,3
20	SPACE TOURER	CITROEN	24	161	269	466	-85,1	-42,3
21	BOXER	PEUGEOT	34	119	243	407	-71,4	-40,3
22	EXPERT	PEUGEOT	15	162	232	404	-90,7	-42,6
23	JUMPY	CITROEN	18	134	215	366	-86,6	-41,3
24	DAILY	IVECO	46	117	209	361	-60,7	-42,1
25	CADDY	VOLKSWAGEN	14	13	206	122	7,7	68,9

4 months 2022

FORD TRANSIT
5 131 units **1,9%**



GAZelle NEXT
7 851 units **-11,4%**



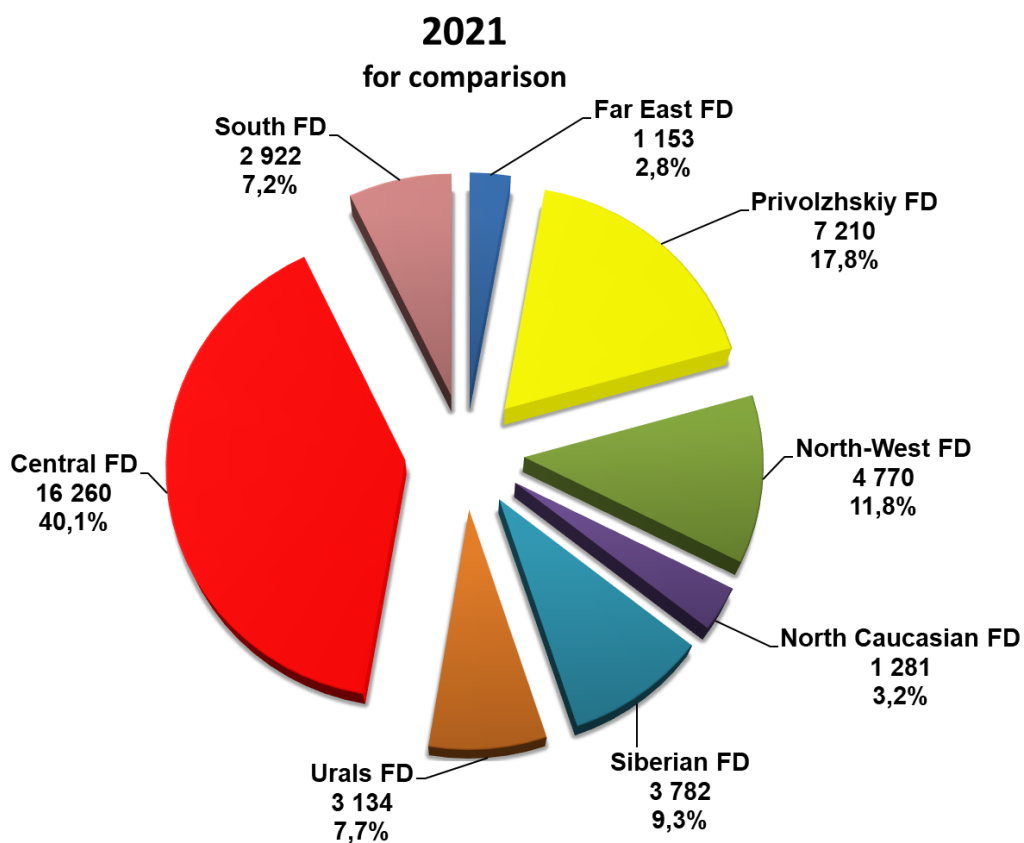
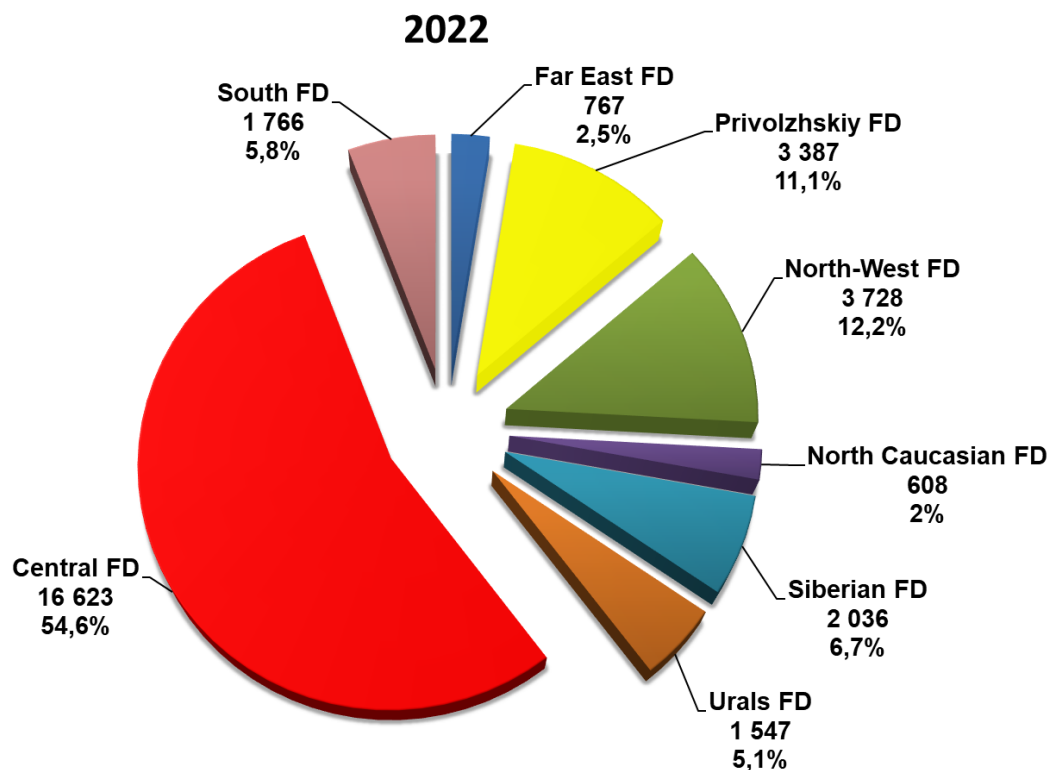
LADA LARGUS FURGON
2 809 units **-32,4%**





LIGHT COMMERCIAL VEHICLES

Structure of new LCV sales including light trucks (N1 category) and minibuses (M2 category) in Russia in 4 months 2022 by Federal District





PICKUPS

Sales of new pickups in Russia in April and 4 months 2022 by brand

Brand	April 2022	April 2021	4 months 2022	4 months 2021	Change April 2022 vs 2021, %	Change 4 months 2022 vs 2021, %
TOYOTA	77	323	876	803	-76,2	9,1
UAZ	123	268	769	924	-54,1	-16,8
MITSUBISHI	77	163	536	575	-52,8	-6,8
RAM	67	37	172	79	81,1	117,7
GREAT WALL	38	78	170	218	-51,3	-22,0
ISUZU	26	30	128	51	-13,3	151,0
JAC	21	40	107	124	-47,5	-13,7
FORD	9	4	34	25	125,0	36,0
JEEP	4	0	6	1		500,0
GMC	2	0	2	1		100,0
CHEVROLET	1	0	1	1		0,0
VOLKSWAGEN	0	3	0	39	-100,0	-100,0
TOTAL	445	946	2 801	2 841	-53,0	-1,4
TOTAL Russian brands	123	268	769	924	-54,1	-16,8
TOTAL foreign brands	322	678	2 032	1 917	-52,5	6,0



PICKUPS

Top 14 model ranking of new pickup sales in Russia in April and 4 months 2022

Rank	Model	Brand	April 2022	April 2021	4 months 2022	4 months 2021	Change April 2022 vs 2021, %	Change 4 months 2022 vs 2021, %
1	HILUX	TOYOTA	70	321	850	790	-78,2	7,6
2	2363 PICKUP	UAZ	123	268	769	924	-54,1	-16,8
3	L200	mitsubishi	77	163	536	575	-52,8	-6,8
4	RAM	PICKUP	67	37	172	79	81,1	117,7
5	D-MAX	ISUZU	26	30	128	51	-13,3	151,0
6	POER	GREAT WALL	20	0	116	0		
7	T6	JAC	21	40	107	124	-47,5	-13,7
8	WINGLE	GREAT WALL	18	78	54	218	-76,9	-75,2
9	F-SERIES	FORD	9	4	34	25	125,0	36,0
10	TUNDRA	TOYOTA	7	2	26	13	250,0	100,0
11	GLADIATOR	JEEP	4	0	6	1		500,0
12	SIERRA	GMC	2	0	2	0		
13	SILVERADO	CHEVROLET	1	0	1	1		0,0
14	CANYON	GMC	0	0	0	1		-100,0

4 months 2022

TOYOTA HILUX
850 units **7,6%**

UAZ 2363 PICKUP
769 units **-16,8%**



MITSUBISHI L200
536 units **-6,8%**





PICKUPS

Structure of sales of new pickups in Russia 4 months 2022 by Federal District

