



PRESS-RELEASE

17 MARCH 2021

AUTOMOBILE MARKET OF RUSSIA IN FEBRUARY AND JANUARY-FEBRUARY 2021

In February 2021, sales of new **MOTOR VEHICLES** in Russia, based on registration data, grew by 2.4% year-on-year to 125 936 vehicles. In January-February 2021, the total sales were 235 280 vehicles*, down 2.4% year-on-year, of which:

- Passenger cars – 109 898 units in February 2021, up 1.7% YOY; 205 903 units in January-February 2021, down 2.4% YOY. Among them electric vehicles – 75 units in February 2021, up 435.7% YOY; 186 units in January-February 2021, up 675.0% YOY.
- Light commercial vehicles including light trucks (N1 category, without pickups) and minibuses (M2 category) – 8 590 units in February 2021, up 16.5% YOY; 15 603 units in January-February 2021, up 7.2% YOY.
- Pickups – 610 units in February 2021, down 23.8% YOY; 1 090 units in January-February 2021, down 37.6% YOY.
- Trucks (except N1 category) including special-purpose vehicles – 6 093 units in February 2021, up 10.5% YOY; 10 984 units in January-February 2021, down 3.4% YOY.
- Buses (except M2 category) – 745 units in February 2021, down 39.9% YOY; 1 700 units in January-February 2021, down 27.0% YOY.

*without sales to military, law enforcement and diplomatic agencies in RF

COMMENT:

Alexander Kovrigin, Deputy Managing Director of ASM Holding, commented:

Sales of passenger cars in February 2021 were up 1.7% year-on-year and down 2.4% year-to-date. We expect a slight decrease of sales in March, to be followed by beginning of growth.

Sales in the segment of light commercial vehicles showed a growth of 16.5% in February and 7.2% in the first two months of the year. This was expectable, but for the next month we forecast a growth of sales in this segment not exceeding 2% or 3%. Sales of pickup trucks fell 23.8% in February and 37.6% in January-February.

The truck market showed a growth of sales by 10.5% in February and a decline by 3.4% in the first two months. Concerning further dynamics of truck sales we stick to our previous forecasts.

The bus market showed a significant decline: down 39.9% in February and down 27% in January-February. This decline of bus sales may go on unless state support measures are taken.

Starting from April 2021, we expect positive dynamics in all segments of the motor vehicle market. This can be explained by a low sales base of 2020 caused by closure of manufacturing facilities and lockdown in the period of the first wave of the coronavirus pandemics.

OUR CONTACTS:

ASM Holding, OAO

21/5, Kuznetsky Most St., 107031, Moscow, Russia

Tel: +7 (495) 625-51-79, +7 (495) 626-04-71

e-mail: inf@asm-holding.ru

Association of Russian Automakers (OAR)

8, Novovladykinsky Proezd, bldg 5, POB 81, 127106, Moscow, Russia

Tel: +7 (495) 739 70 95

e-mail: info_oar@mail.ru



Developed by specialists of

AVTOSTAT-INFO



PASSENGER CARS

Sales of new passenger cars in Russia in February and 2 months 2021 by brand

Brand	February 2021	February 2020	2 months 2021	2 months 2020	Change February 2021 vs 2020, %	Change 2 months 2021 vs 2020, %
LADA	27 029	23 387	51 009	47 158	15,6	8,2
KIA	14 149	14 854	27 748	29 236	-4,7	-5,1
HYUNDAI	11 910	11 878	21 372	23 136	0,3	-7,6
RENAULT	9 792	9 057	18 043	18 519	8,1	-2,6
TOYOTA	6 985	7 207	12 393	14 018	-3,1	-11,6
SKODA	6 648	5 833	11 853	10 944	14,0	8,3
VOLKSWAGEN	5 959	7 621	11 294	13 436	-21,8	-15,9
NISSAN	3 999	5 812	7 318	10 667	-31,2	-31,4
BMW	3 641	3 159	6 697	5 808	15,3	15,3
MAZDA	2 725	2 179	5 536	4 280	25,1	29,3
MERCEDES	2 707	2 566	5 001	4 947	5,5	1,1
CHERY	1 967	413	3 830	895	376,3	327,9
HAVAL	1 640	1 213	3 064	2 583	35,2	18,6
MITSUBISHI	1 506	2 419	2 878	4 883	-37,7	-41,1
LEXUS	1 262	1 324	2 818	2 680	-4,7	5,1
AUDI	1 174	1 405	2 320	2 617	-16,4	-11,3
GEELY	1 125	764	2 004	1 637	47,3	22,4
UAZ	727	789	1 573	1 594	-7,9	-1,3
LAND ROVER	588	626	1 041	1 119	-6,1	-7,0
VOLVO	499	527	1 037	1 031	-5,3	0,6
SUZUKI	581	574	1 012	1 291	1,2	-21,6
SUBARU	535	516	977	940	3,7	3,9
PORSCHE	437	432	763	697	1,2	9,5
DATSUN	233	1 503	581	2 994	-84,5	-80,6
CHANGAN	310	310	548	611	0,0	-10,3
CHEVROLET	313	73	532	145	328,8	266,9
CADILLAC	194	110	293	180	76,4	62,8
INFINITI	133	181	284	352	-26,5	-19,3
MINI	145	171	283	312	-15,2	-9,3
JEEP	127	116	232	226	9,5	2,7
FAW	116	89	208	168	30,3	23,8
PEUGEOT	110	109	197	201	0,9	-2,0
HONDA	90	109	179	229	-17,4	-21,8
GENESIS	121	80	176	164	51,2	7,3
JAC	102	38	143	81	168,4	76,5
CITROEN	47	120	114	211	-60,8	-46,0
LIFAN	47	64	114	129	-26,6	-11,6
FIAT	45	30	74	41	50,0	80,5
JAGUAR	34	81	69	157	-58,0	-56,1
GAC	20	9	55	19	122,2	189,5
TESLA	14	6	42	10	133,3	320,0
RAVON	26	94	41	188	-72,3	-78,2
BRILLIANCE	19	12	37	24	58,3	54,2
OPEL	18	0	33	0		



PASSENGER CARS

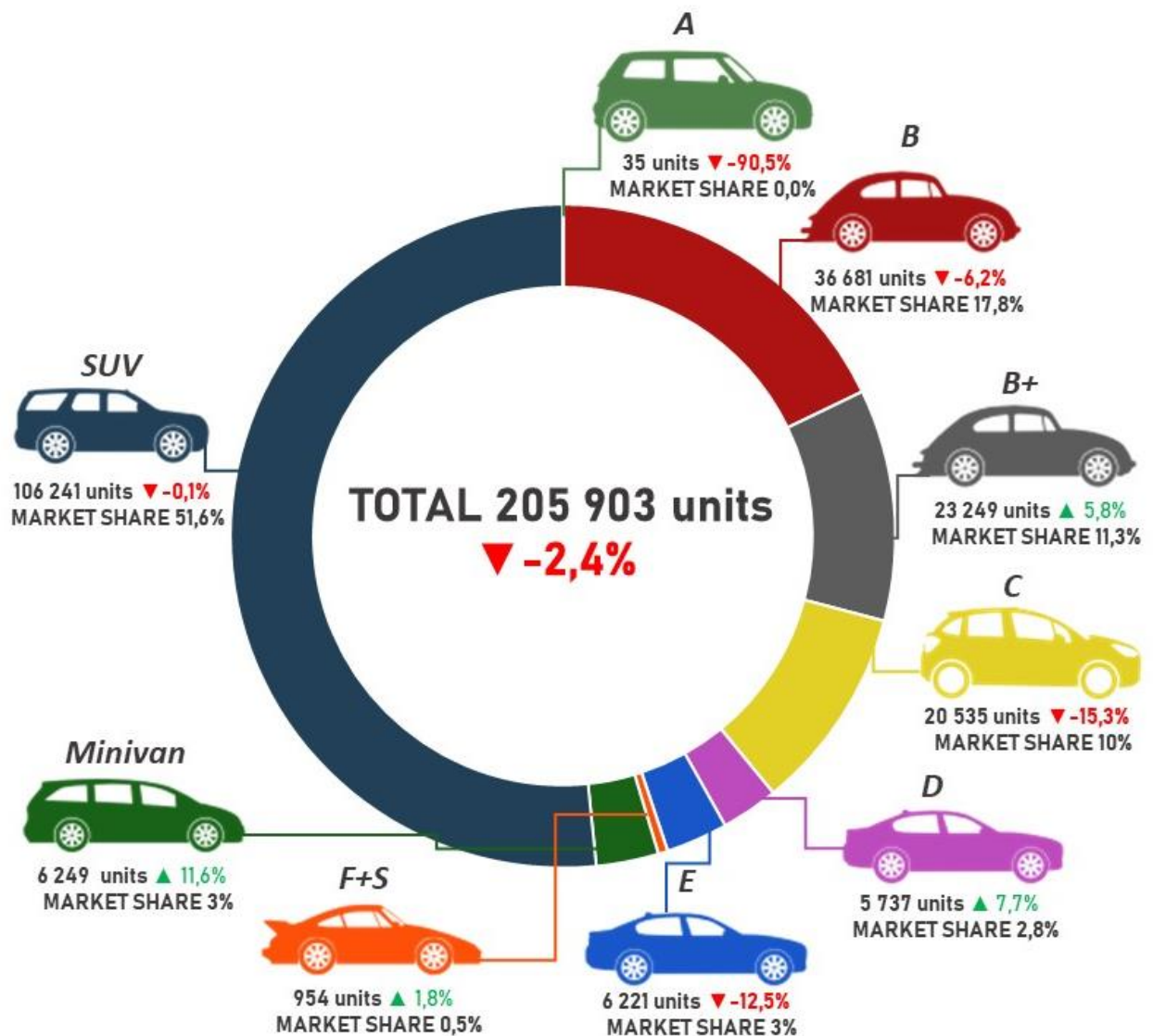
Brand	February 2021	February 2020	2 months 2021	2 months 2020	Change February 2021 vs 2020, %	Change 2 months 2021 vs 2020, %
FOTON	10	2	21	3	400,0	600,0
ROLLS ROYCE	12	15	16	23	-20,0	-30,4
BENTLEY	8	23	13	42	-65,2	-69,0
FORD	8	64	11	179	-87,5	-93,9
DONGFENG	2	34	9	54	-94,1	-83,3
DODGE	3	3	6	4	0,0	50,0
ZOTYE	3	13	5	25	-76,9	-80,0
ALFA ROMEO	0	0	1	1		0,0
ASTON MARTIN	1	1	1	1	0,0	0,0
DAIHATSU	0	1	1	1	-100,0	0,0
FERRARI	1	0	1	0		
GMC	1	0	1	0		
LINCOLN	0	0	1	0		
CHRYSLER	0	3	0	4	-100,0	-100,0
DFSK	0	11	0	24	-100,0	-100,0
GAZ	0	2	0	3	-100,0	-100,0
LAMBORGHINI	0	8	0	13	-100,0	-100,0
MASERATI	0	6	0	11	-100,0	-100,0
SMART	0	9	0	31	-100,0	-100,0
TOTAL	109 898	108 055	205 903	210 977	1,7	-2,4
TOTAL Russian brands	27 756	24 178	52 582	48 755	14,8	7,8
TOTAL foreign brands	82 142	83 877	153 321	162 222	-2,1	-5,5



PASSENGER CARS

Sales of new passenger cars in Russia in February and 2 months 2021 by class

Class	February 2021	February 2020	2 months 2021	2 months 2020	Market share February 2021, %	Market share 2 months 2021, %	Change February 2021 vs 2020, %	Change 2 months 2021 vs 2020, %
A	14	191	35	367	0,0	0,0	-92,7	-90,5
B	19 810	20 428	36 681	39 108	18,0	17,8	-3,0	-6,2
B+	12 319	11 140	23 249	21 984	11,2	11,3	10,6	5,8
C	11 106	12 022	20 535	24 234	10,1	10,0	-7,6	-15,3
D	3 144	2 867	5 737	5 328	2,9	2,8	9,7	7,7
E	3 375	3 647	6 221	7 112	3,1	3,0	-7,5	-12,5
F+S	528	547	954	937	0,5	0,5	-3,5	1,8
Minivan	3 373	2 767	6 249	5 598	3,1	3,0	21,9	11,6
SUV	56 229	54 446	106 241	106 308	51,2	51,6	3,3	-0,1
Not identified			1	1				
TOTAL	109 898	108 055	205 903	210 977	100,0	100,0	1,7	-2,4





PASSENGER CARS

Top 25 model ranking of new passenger car sales in Russia in February and 2 months 2021

Rank	Model	Brand	February 2021	February 2020	2 months 2021	2 months 2020	Change February 2021 vs 2020, %	Change 2 months 2021 vs 2020, %
1	GRANTA*	LADA	9 686	8 770	18 623	17 410	10,4	7,0
2	VESTA	LADA	7 904	7 160	15 055	15 026	10,4	0,2
3	RIO	KIA	6 918	6 795	13 579	13 216	1,8	2,7
4	CRETA	HYUNDAI	5 866	5 520	10 878	10 546	6,3	3,1
5	SOLARIS	HYUNDAI	4 623	3 548	7 506	7 143	30,3	5,1
6	POLO	VOLKSWAGEN	3 264	4 354	6 271	7 318	-25,0	-14,3
7	LARGUS	LADA	3 244	2 650	6 006	5 377	22,4	11,7
8	RAV4	TOYOTA	3 409	3 300	5 680	6 205	3,3	-8,5
9	DUSTER	RENAULT	2 543	1 861	5 315	4 216	36,6	26,1
10	RAPID	SKODA	2 530	2 125	4 549	4 127	19,1	10,2
11	LOGAN	RENAULT	2 449	2 370	4 306	4 574	3,3	-5,9
12	TIGUAN	VOLKSWAGEN	2 402	2 640	4 198	4 930	-9,0	-14,8
13	SPORTAGE	KIA	2 189	2 071	3 988	4 404	5,7	-9,4
14	CX-5	MAZDA	1 853	1 593	3 921	3 167	16,3	23,8
15	SANDERO	RENAULT	2 059	1 772	3 841	3 689	16,2	4,1
16	TIGGO (T11)	CHERY	1 858	413	3 633	892	349,9	307,3
17	XRAY	LADA	1 747	1 523	3 307	2 979	14,7	11,0
18	2121	LADA 4x4	1 723	1 653	3 259	3 015	4,2	8,1
19	2123 NIVA	LADA	2 002	1 197	3 257	2 515	67,3	29,5
20	CAMRY	TOYOTA	1 724	2 099	3 182	4 163	-17,9	-23,6
21	KODIAQ	SKODA	1 579	1 675	3 148	3 237	-5,7	-2,7
22	QASHQAI	NISSAN	1 595	2 817	2 917	4 405	-43,4	-33,8
23	K5	KIA	1 602	0	2 773	0		
24	KAPTUR	RENAULT	1 501	1 575	2 586	3 058	-4,7	-15,4
25	X-TRAIL	NISSAN	1 470	1 838	2 581	3 859	-20,0	-33,1

* GRANTA 2190+2191+2192+2194

LADA GRANTA*

18 623 units **7%**

LADA VESTA

15 055 units **0,2%**



KIA RIO

13 579 units **2,7%**





PASSENGER CARS

Sales of new electric cars in Russia in February and 2 months 2021 by brand

Brand / electric cars	February 2021	February 2020	2 months 2021	2 months 2020	Change February 2021 vs 2020, %	Change 2 months 2021 vs 2020, %
AUDI	21	0	40	0		
E-TRON	21	0	40	0		
BMW	2	0	4	0		
I3	2	0	4	0		
HYUNDAI	0	1	0	1	-100	-100
IONIQ	0	1	0	1	-100	-100
JAC	2	0	3	0		
IEV7S	2	0	3	0		
JAGUAR	0	5	1	10	-100	-90
I-PACE	0	5	1	10	-100	-90
MERCEDES	1	0	2	0		
EQC	1	0	2	0		
NISSAN	3	1	6	2	200	200
LEAF	3	1	6	2	200	200
PORSCHE	32	1	88	1	3100	8700
TAYCAN	32	1	88	1	3100	8700
TESLA	14	6	42	10	133,3	320
3	12	3	25	5	300	400
S	0	0	1	1		0
X	2	3	16	4	-33,3	300
TOTAL	75	14	186	24	435,7	675
TOTAL Russian brands						
TOTAL foreign brands	75	14	186	24	435,7	675

PORSCHE TAYCAN

88 units **NEW**



AUDI E-TRON

40 units **NEW**



TESLA 3

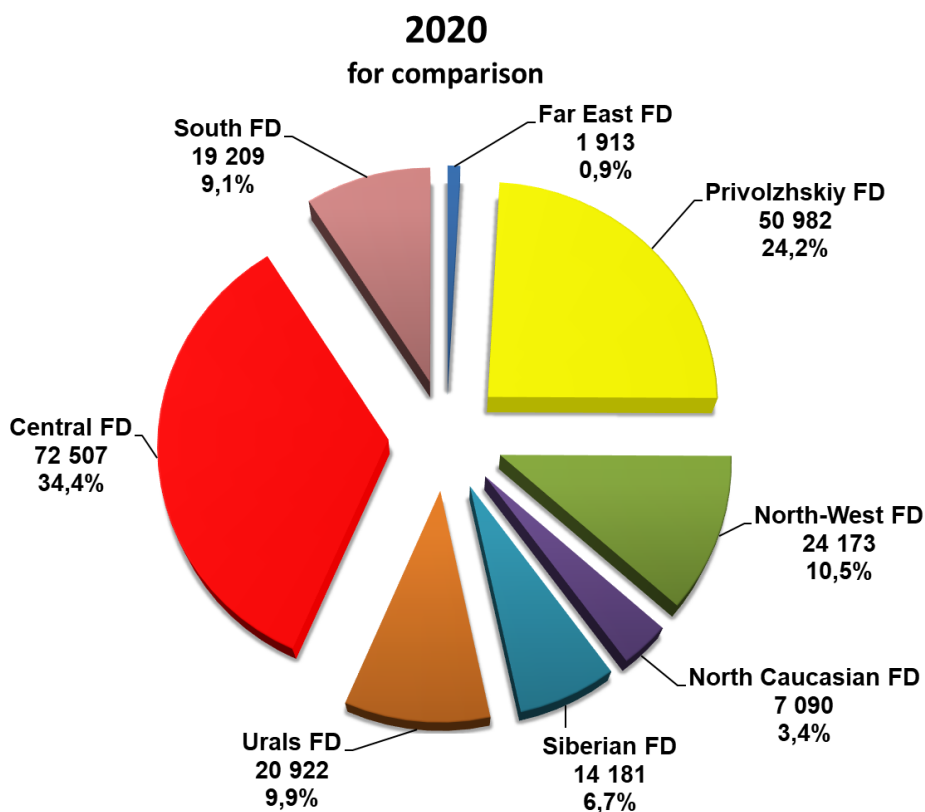
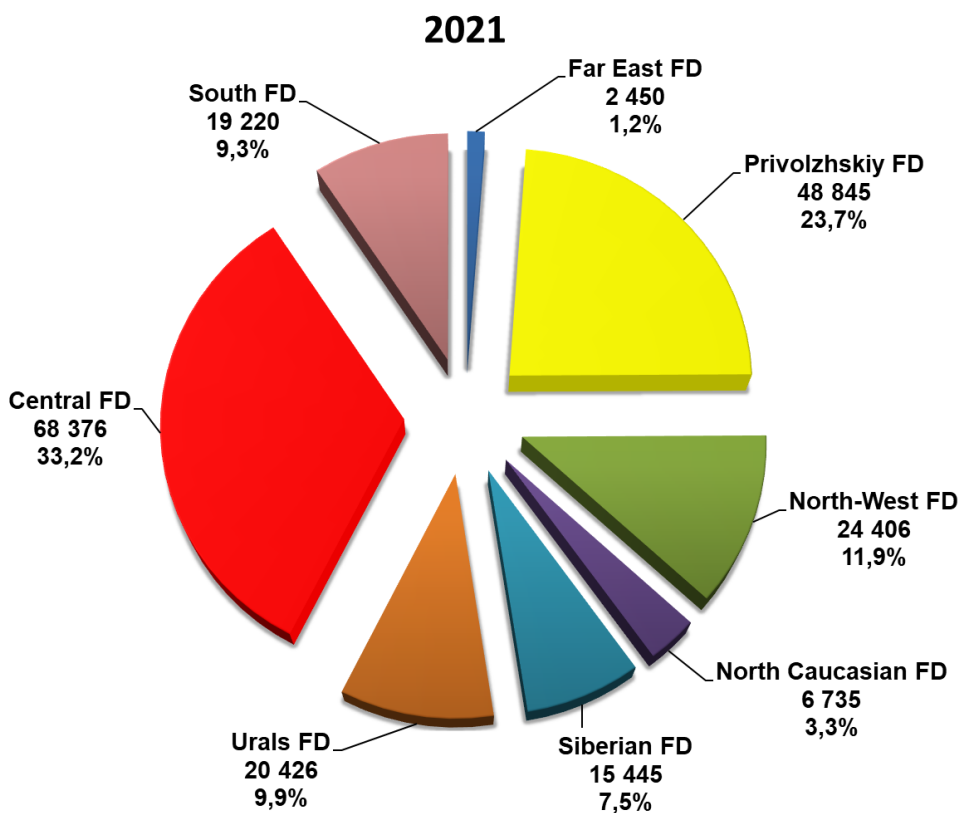
25 шт., **400%**





PASSENGER CARS

Structure of new car sales in Russia in 2 months 2021 by Federal District





LIGHT COMMERCIAL VEHICLES

Sales of new light commercial vehicles in Russia
Including light trucks (N1 category) and minibuses (M2 category)
in February and 2 months 2021 by brand (without pickups)


Brand	February 2021	February 2020	2 months 2021	2 months 2020	Change February 2021 vs 2020, %	Change 2 months 2021 vs 2020, %
GAZ	3 270	3 257	5 967	6 860	0,4	-13,0
UAZ	1 300	1 123	2 613	2 215	15,8	18,0
LADA	1 357	749	2 147	1 104	81,2	94,5
FORD	987	705	1 740	1 451	40,0	19,9
VOLKSWAGEN	400	386	800	783	3,6	2,2
PEUGEOT	405	164	739	358	147,0	106,4
CITROEN	243	325	441	498	-25,2	-11,4
MERCEDES	255	218	413	390	17,0	5,9
HYUNDAI	113	178	208	374	-36,5	-44,4
IVECO	69	46	175	81	50,0	116,0
OPEL	63	7	114	13	800,0	776,9
RENAULT	49	144	102	281	-66,0	-63,7
FIAT	49	41	92	87	19,5	5,7
TOYOTA	17	18	34	32	-5,6	6,2
KIA	9	11	13	20	-18,2	-35,0
GMC	2	0	2	0		
DAIHATSU	1	0	1	0		
MITSUBISHI	1	0	1	0		
NISSAN	0	0	1	0		
HONDA	0	1	0	1	-100,0	-100,0
YUEJIN	0	1	0	1	-100,0	-100,0
TOTAL	8 590	7 374	15 603	14 549	16,5	7,2
TOTAL Russian brands	5 927	5 129	10 727	10 179	15,6	5,4
TOTAL foreign brands	2 663	2 245	4 876	4 370	18,6	11,6



LIGHT COMMERCIAL VEHICLES

Top 25 model ranking of new LCV sales including light trucks (N1 category) and minibuses (M2 category) in Russia, in February and 2 months 2021 (without pickups)

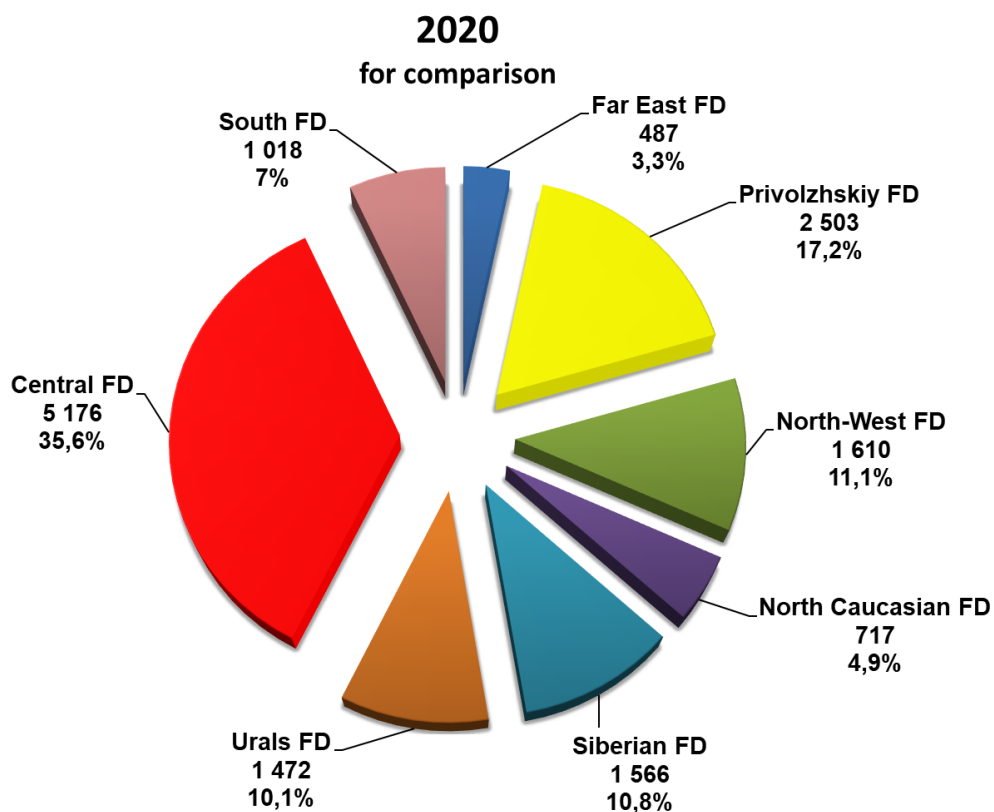
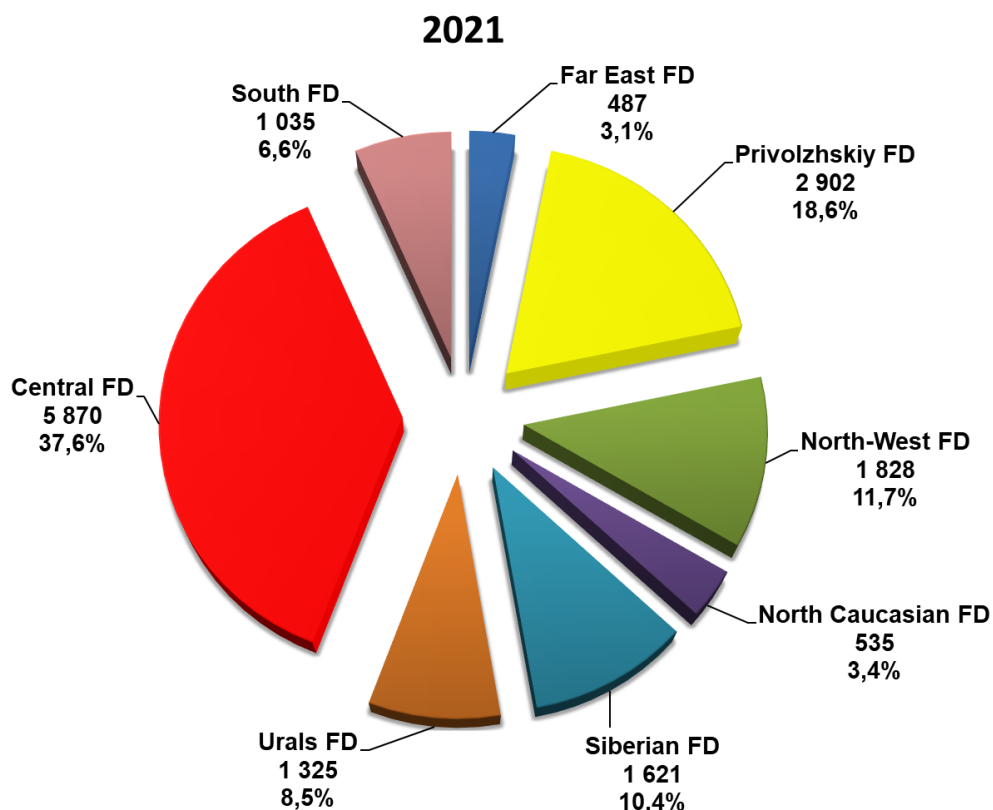
Rank	Model	Brand	February 2021	February 2020	2 months 2021	2 months 2020	Change February 2021 vs 2020, %	Change 2 months 2021 vs 2020, %
1	GAZelle NEXT	GAZ	1 700	1 771	3 155	3 801	-4,0	-17,0
2	LARGUS FURGON	LADA	1 159	625	1 840	886	85,4	107,7
3	TRANSIT	FORD	987	687	1 739	1 414	43,7	23,0
4	3909	UAZ	685	571	1 442	1 192	20,0	21,0
5	3302 GAZelle	GAZ	751	720	1 330	1 359	4,3	-2,1
6	2752 SOBOL	GAZ	215	276	413	526	-22,1	-21,5
7	CARAVELLE	VOLKSWAGEN	213	224	395	437	-4,9	-9,6
8	2705 GAZelle	GAZ	258	118	379	330	118,6	14,8
9	3221 GAZelle	GAZ	164	196	370	439	-16,3	-15,7
10	PROFI	UAZ	155	0	351	66		431,8
11	TRAVELLER	PEUGEOT	175	108	329	195	62,0	68,7
12	3741	UAZ	205	74	296	149	177,0	98,7
13	2206	UAZ	174	185	293	339	-5,9	-13,6
14	2349 WIS	LADA	174	102	272	181	70,6	50,3
15	V-CLASS	MERCEDES	135	120	215	213	12,5	0,9
16	BOXER	PEUGEOT	114	55	186	126	107,3	47,6
17	2217 SOBOL	GAZ	110	98	178	268	12,2	-33,6
18	SPACE TOURER	CITROEN	96	77	177	132	24,7	34,1
19	DAILY	IVECO	69	46	175	81	50,0	116,0
20	MULTIVAN	VOLKSWAGEN	73	0	146	1		14 500,0
21	SPRINTER	MERCEDES	83	76	143	135	9,2	5,9
22	2310 SOBOL	GAZ	72	78	141	137	-7,7	2,9
23	JUMPY	CITROEN	71	111	138	162	-36,0	-14,8
24	EXPERT	PEUGEOT	76	0	135	36		275,0
25	H 1 H 100 STAREX	HYUNDAI	70	143	128	317	-51,0	-59,6





LIGHT COMMERCIAL VEHICLES

Structure of new LCV sales including light trucks (N1 category) and minibuses (M2 category) in Russia in 2 months 2021 by Federal District





PICKUPS

Sales of new pickups in Russia in February and 2 months 2021 by brand

Brand	February 2021	February 2020	2 months 2021	2 months 2020	Change February 2021 vs 2020, %	Change 2 months 2021 vs 2020, %
UAZ	141	193	322	604	-26,9	-46,7
TOYOTA	159	191	285	390	-16,8	-26,9
MITSUBISHI	193	253	261	442	-23,7	-41,0
GREAT WALL	39	0	79	0		
JAC	33	11	50	19	200,0	163,2
VOLKSWAGEN	21	50	33	100	-58,0	-67,0
RAM	15	15	28	22	0,0	27,3
ISUZU	3	21	19	41	-85,7	-53,7
FORD	6	1	11	7	500,0	57,1
CHEVROLET	0	0	1	0		
GMC	0	1	1	1	-100,0	0,0
FIAT	0	14	0	26	-100,0	-100,0
GONOW	0	2	0	3	-100,0	-100,0
MERCEDES	0	48	0	91	-100,0	-100,0
TOTAL	610	800	1 090	1 746	-23,8	-37,6
TOTAL Russian brands	141	193	322	604	-26,9	-46,7
TOTAL foreign brands	469	607	768	1 142	-22,7	-32,7



PICKUPS

Top 15 model ranking of new pickup sales in Russia in February and 2 months 2021

Rank	Model	Brand	February 2021	February 2020	2 months 2021	2 months 2020	Change February 2021 vs 2020, %	Change 2 months 2021 vs 2020, %
1	2363 PICKUP	UAZ	141	193	322	604	-26,9	-46,7
2	HILUX	TOYOTA	154	189	277	387	-18,5	-28,4
3	L200	MITSUBISHI	193	253	261	442	-23,7	-41,0
4	WINGLE	GREAT WALL	39	0	79	0		
5	T6	JAC	33	11	50	19	200,0	163,2
6	AMAROK	VOLKSWAGEN	21	50	33	100	-58,0	-67,0
7	RAM	PICKUP	15	15	28	22	0,0	27,3
8	D-MAX	ISUZU	3	21	19	41	-85,7	-53,7
9	F-SERIES	FORD	6	1	11	7	500,0	57,1
10	TUNDRA	TOYOTA	5	1	8	2	400,0	300,0
11	SILVERADO	CHEVROLET	0	0	1	0		
12	CANYON	GMC	0	0	1	0		
13	FULLBACK	FIAT	0	14	0	26	-100,0	-100,0
14	SIERRA	GMC	0	1	0	1	-100,0	-100,0
15	TROY	GONOW	0	2	0	3	-100,0	-100,0

UAZ 2363 PICKUP

322 units **-46,7%**



TOYOTA HILUX

277 units **-28,4%**



MITSUBISHI L 200

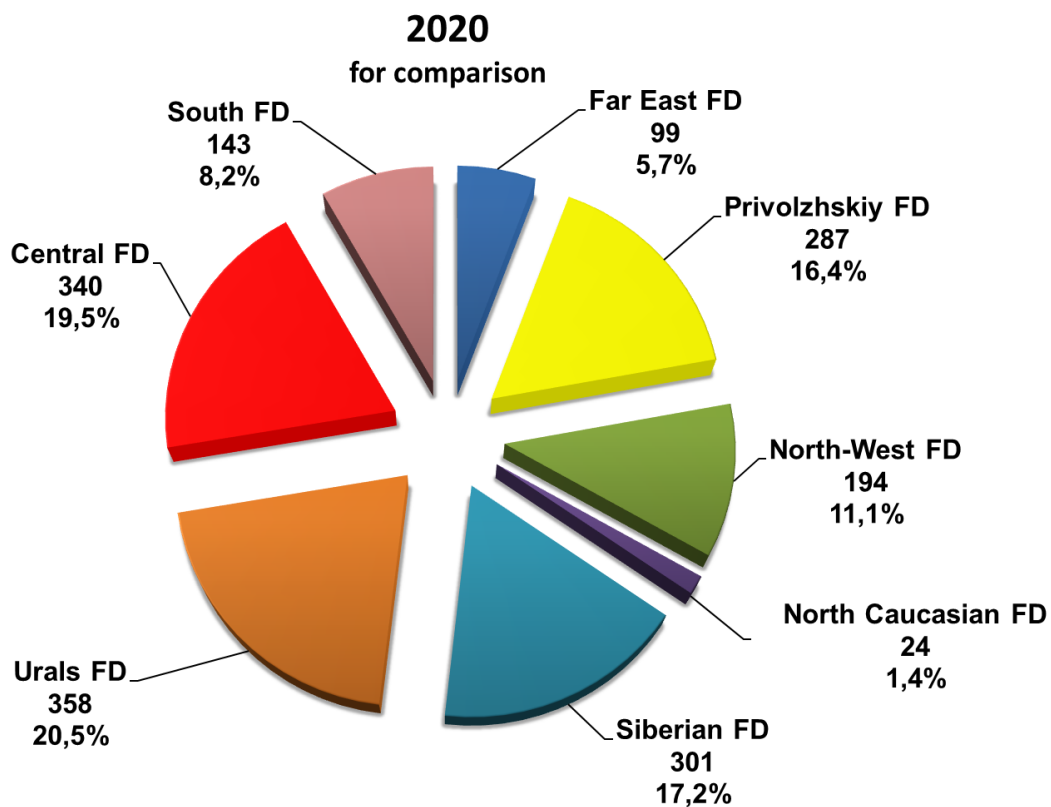
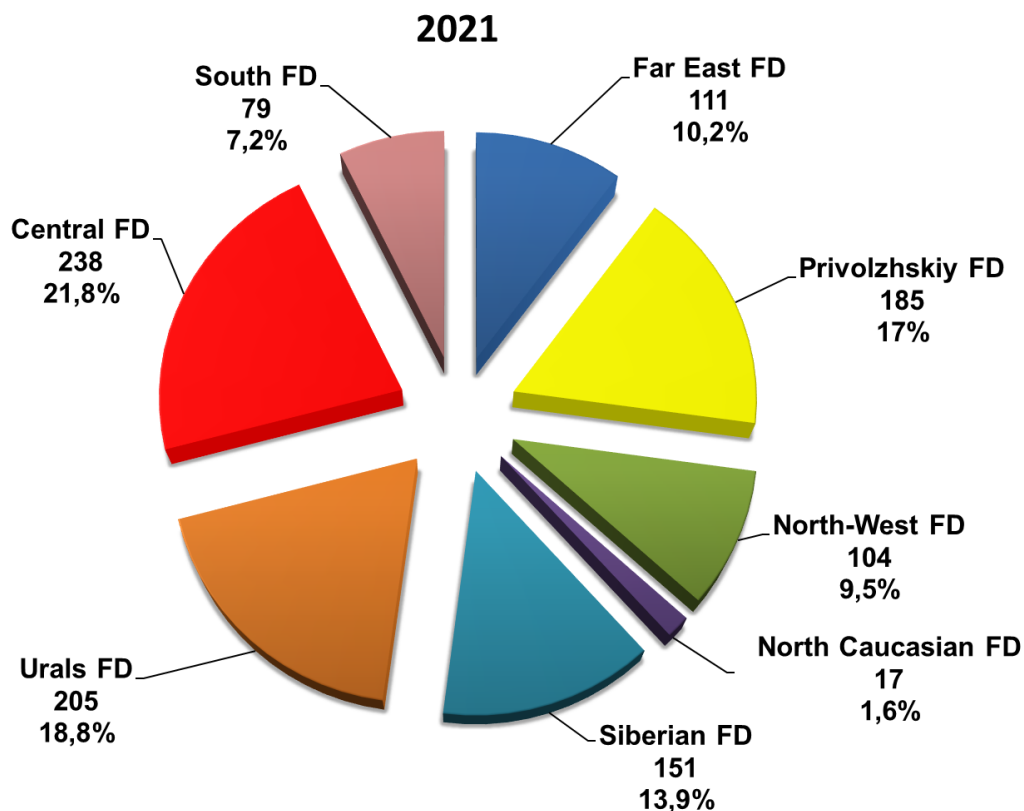
261 units **-41%**





PICKUPS

Structure of sales of new pickups in Russia in 2 months 2021 by Federal District





TRUCKS

Sales of new trucks in Russia in February and 2 months 2021 by brand, inclusive of special-purpose vehicles

Brand	February 2021	February 2020	2 months 2021	2 months 2020	Change February 2021 vs 2020, %	Change 2 months 2021 vs 2020, %
KAMAZ	2 412	2 046	4 342	3 959	17,9	9,7
GAZ	739	584	1 259	1 259	26,5	0,0
URAL	344	335	638	616	2,7	3,6
VOLVO	280	412	629	860	-32,0	-26,9
SCANIA	347	226	610	577	53,5	5,7
MAZ	307	132	534	332	132,6	60,8
MAN	250	332	442	711	-24,7	-37,8
MERCEDES	227	251	392	614	-9,6	-36,2
ISUZU	124	304	247	529	-59,2	-53,3
DAF	125	138	231	343	-9,4	-32,7
HYUNDAI	141	95	203	150	48,4	35,3
MAZ MAN	125	56	200	121	123,2	65,3
SHAANXI	72	147	193	300	-51,0	-35,7
JAC	107	49	176	81	118,4	117,3
HINO	84	60	149	111	40,0	34,2
RENAULT	87	67	135	194	29,9	-30,4
FAW	60	40	128	64	50,0	100,0
HOWO	70	36	93	74	94,4	25,7
FUSO	49	34	89	72	44,1	23,6
IVECO	18	48	66	89	-62,5	-25,8
FORD	33	19	59	121	73,7	-51,2
IVECO AMT	30	25	55	53	20,0	3,8
XU GONG	13	19	25	25	-31,6	0,0
FOTON	10	23	22	42	-56,5	-47,6
ZIL	12	1	17	3	1 100,0	466,7
DAEWOO	8	10	13	15	-20,0	-13,3
SANY	4	13	9	23	-69,2	-60,9
NEFAZ	5	7	8	12	-28,6	-33,3
LIEBHERR	2	1	6	4	100,0	50,0
ZOOMLION	4	1	6	7	300,0	-14,3
DAYUN	2	0	3	1		200,0
GROVE	1	0	3	0		
GOUPIL	0	0	1	0		
KRAZ	1	0	1	0		
C C	0	1	0	3	-100,0	-100,0
NISSAN	0	0	0	1		-100,0
TATRA	0	1	0	3	-100,0	-100,0
TONAR	0	0	0	1		-100,0
TOTAL	6 093	5 513	10 984	11 370	10,5	-3,4
TOTAL Russian brands	3 512	2 973	6 264	5 849	18,1	7,1
TOTAL foreign brands	2 581	2 540	4 720	5 521	1,6	-14,5



TRUCKS

Sales of new trucks in Russia in February and 2 months 2021 by type

Type	February 2021	February 2020	2 months 2021	2 months 2020	Market share February 2021, %	Market share February 2020, %	Market share 2 months 2021, %	Market share 2 monthss 2020, %
Other special equipment	2 530	925	4 725	1 813	41,5	16,8	43,0	16,0
Truck-tractor	1 318	1 512	2 222	3 545	21,6	27,4	20,2	31,2
Dump truck	612	933	1 155	1 882	10,0	16,9	10,5	16,6
Other truck types	644	696	1 097	1 368	10,6	12,6	10,0	12,0
Drop-side flat bed	485	413	892	869	8,0	7,5	8,1	7,6
Van	199	361	339	629	3,3	6,6	3,1	5,5
Refrigerator	74	150	136	280	1,2	2,7	1,2	2,5
Autocrane	108	212	189	358	1,8	3,9	1,7	3,2
Tanker	88	243	158	460	1,5	4,4	1,4	4,0
Refueler	9	38	18	69	0,2	0,7	0,2	0,6
Mobile repair shop	25	27	50	69	0,41	0,49	0,46	0,61
Autoloader	1	2	2	4	0,02	0,04	0,02	0,04
Ambulance	0	1	0	22	0,0	0,0	0,0	0,2
Miscellaneous	0	0	1	2	0,0	0,0	0,0	0,0
TOTAL	6 093	5 513	10 984	11 370	100,0	100,0	100,0	100,0



TRUCKS

Top 25 model ranking of new truck sales in Russia in February and 2 months 2021

Rank	Model	Brand	February 2021	February 2020	2 months 2021	2 months 2020	Change February 2021 vs 2020, %	Change 2 months 2021 vs 2020, %
1	43118 6X6	KAMAZ	688	675	1 298	1 213	1,9	7,0
2	GAZON NEXT	GAZ	452	382	871	845	18,3	3,1
3	65115 6X4	KAMAZ	385	327	749	692	17,7	8,2
4	5490 4X2	KAMAZ	446	208	672	403	114,4	66,7
5	6520 6X4	KAMAZ	278	213	465	437	30,5	6,4
6	4320 6X6	URAL	196	216	363	384	-9,3	-5,5
7	ACTROS	MERCEDES	194	236	331	591	-17,8	-44,0
8	SERIES FH 4X2	VOLVO	138	210	272	445	-34,3	-38,9
9	TGX 18.XXX 4X2	MAN	152	63	246	231	141,3	6,5
10	3308 SADKO	GAZ	175	66	229	135	165,2	69,6
11	XF-SERIES	DAF	110	0	191	13		1 369,2
12	6312 6X4	MAZ-MAN	106	56	173	121	89,3	43,0
13	MIGHTY	HYUNDAI	116	76	169	117	52,6	44,4
14	5557 6X6	URAL	70	79	165	143	-11,4	15,4
15	43253 4X2	KAMAZ	92	118	159	224	-22,0	-29,0
16	6580 6X4	KAMAZ	102	13	159	38	684,6	318,4
17	6430 6X4	MAZ	76	21	129	75	261,9	72,0
18	SX 325 6X4	SHAANXI	38	82	124	172	-53,7	-27,9
19	4308 4X2	KAMAZ	56	37	123	71	51,4	73,2
20	SERIES G 4X2	SCANIA	64	41	121	126	56,1	-4,0
21	T-SERIES	RENAULT	79	53	117	175	49,1	-33,1
22	6501 6X4	MAZ	59	30	111	59	96,7	88,1
23	SERIES R 4X2	SCANIA	63	39	111	92	61,5	20,7
24	NQR	ISUZU	55	91	107	185	-39,6	-42,2
25	5350 6X6 MUSTANG	KAMAZ	62	65	106	127	-4,6	-16,5

KAMAZ 43118 6X6

1 298 units **7%**

GAZ GAZON NEXT

871 units **3,1%**



KAMAZ 65115 6X4

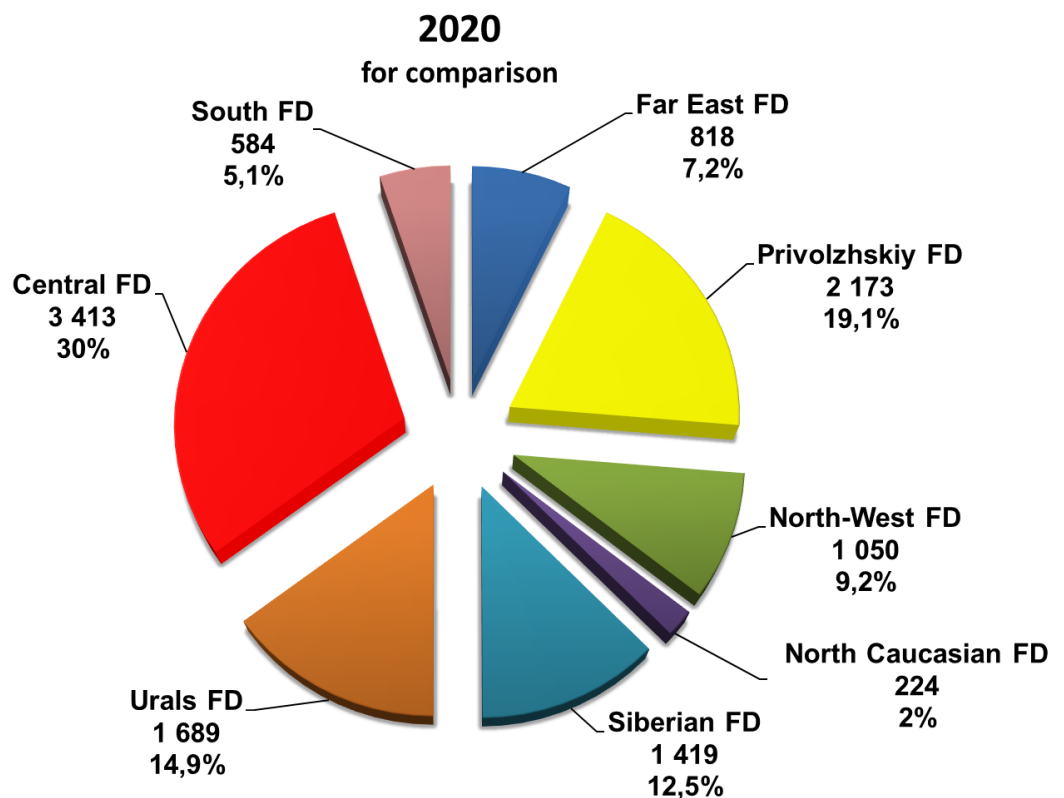
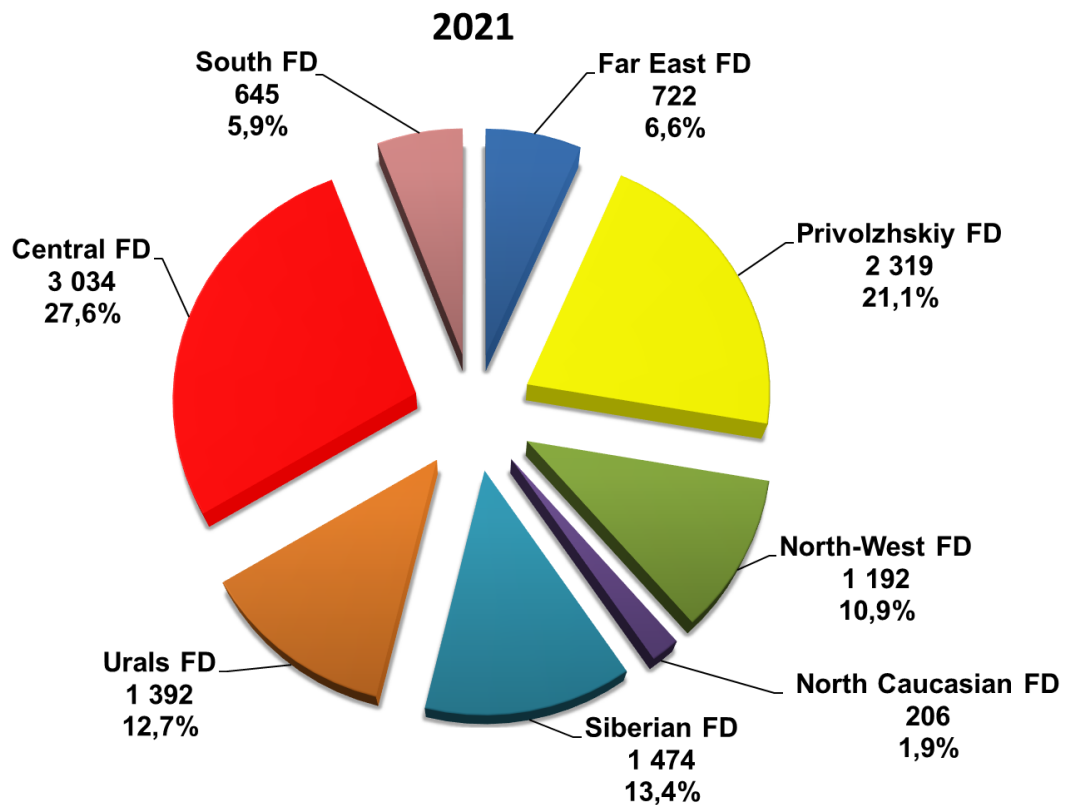
749 units **8,2%**





TRUCKS

Structure of sales of new truck in Russia in 2 months 2021 by Federal District





BUSES

Sales of new buses in Russia in February and 2 months 2021 by brand

Brand	February 2021	February 2020	2 months 2021	2 months 2020	Change February 2021 vs 2020, %	Change 2 months 2021 vs 2020, %
PAZ	354	491	936	1 058	-27,9	-11,5
NEFAZ	159	109	261	187	45,9	39,6
LIAZ	100	401	229	615	-75,1	-62,8
MAZ	5	37	55	59	-86,5	-6,8
VOLZHANIN	45	24	51	34	87,5	50,0
URAL	24	26	40	49	-7,7	-18,4
SIMAZ	5	24	21	52	-79,2	-59,6
HIGER	19	14	19	29	35,7	-34,5
IRISBUS	2	0	19	1		1 800,0
YUTONG	6	39	17	65	-84,6	-73,8
KAVZ	14	42	16	63	-66,7	-74,6
KING LONG (KLM)	1	3	8	20	-66,7	-60,0
LOTOS	6	0	8	5		60,0
NEMAN	2	8	7	14	-75,0	-50,0
MERCEDES	0	3	5	3	-100,0	66,7
ZHONGTONG	1	2	3	12	-50,0	-75,0
MAN	2	4	2	5	-50,0	-60,0
SCANIA	0	2	2	2	-100,0	0,0
GOLDEN DRAGON	0	10	1	53	-100,0	-98,1
ANKAI	0	0	0	3		-100,0
VITOVIT	0	1	0	1	-100,0	-100,0
TOTAL	745	1 240	1 700	2 330	-39,9	-27,0
TOTAL Russian brands	707	1 117	1 562	2 063	-36,7	-24,3
TOTAL foreign brands	38	123	138	267	-69,1	-48,3



BUSES

Top 25 model ranking of new bus sales in Russia in February and 2 months 2021

Rank	Model	Brand	February 2021	February 2020	2 months 2021	2 months 2020	Change February 2021 vs 2020, %	Change 2 months 2021 vs 2020, %
1	3205	PAZ	158	250	460	569	-36,8	-19,2
2	4234	PAZ	94	50	259	172	88,0	50,6
3	5299, 5297 4X2	NEFAZ, KAMAZ	126	99	221	163	27,3	35,6
4	3204	PAZ	98	165	200	249	-40,6	-19,7
5	5292	LIAZ	70	187	119	307	-62,6	-61,2
6	5256	LIAZ	23	11	46	13	109,1	253,8
7	3255 4320 6X6	URAL	24	26	40	49	-7,7	-18,4
8	4208, 4310 6X6	NEFAZ, KAMAZ	29	8	35	19	262,5	84,2
9	6213	LIAZ	5	12	34	12	-58,3	183,3
10	103	MAZ	3	15	32	21	-80,0	52,4
11	6271, 6X2	VOLGABUS, MAN	25	0	25	3		733,3
12	52701	VOLZHANIN	20	3	24	8	566,7	200,0
13	2258	SIMAZ	5	24	21	52	-79,2	-59,6
14	CROSSWAY	IRISBUS	2	0	19	1		1 800,0
15	3203	PAZ	3	6	15	15	-50,0	0,0
16	KLQ-SERIES	HIGER	13	3	13	18	333,3	-27,8
17	5291	LIAZ	2	7	11	12	-71,4	-8,3
18	6274	LIAZ	0	0	11	0		
19	21512169	MAZ	0	0	11	0		
20	6119	YUTONG	6	25	11	30	-76,0	-63,3
21	4238	KAVZ	8	35	10	51	-77,1	-80,4
22	XMQ 6127	KING LONG (KLM)	1	0	8	7		14,3
23	5293	LIAZ	0	2	8	17	-100,0	-52,9
24	4202	NEMAN	2	8	7	14	-75,0	-50,0
25	KLQ 6129	HIGER	6	6	6	6	0,0	0,0

PAZ 3205

460 units **-19,2%**

PAZ 4234

259 units **50,6%**



NEFAZ, KAMAZ

5299, 5297 4X2

221 units **35,6%**





BUSES

Structure of new bus sales in Russia in 2 months 2021 by Federal District

