



## PRESS-RELEASE

10 FEBRUARY 2021

### AUTOMOBILE MARKET OF RUSSIA IN JANUARY 2021

In January 2021, sales of new MOTOR VEHICLES in Russia fell by 7.4% year-on-year to 109 280 vehicles \*, of which:

- Passenger cars – 95 941 units in January 2021, down 6.8% YOY; among them electric vehicles – 111 units in January 2021, up 1010.0% YOY.
- Light commercial vehicles including light trucks (N1 category, without pickups) and minibuses (M2 category) – 7 013 units in January 2021, down 2.3% YOY.
- Pickups – 480 units in January 2021, down 49.3% YOY.
- Trucks (except N1 category) including special-purpose vehicles – 4 891 units in January 2021, down 16.5% YOY. Buses (except M2 category) – 955 units in January 2021, down 12.4% YOY.

\*without sales to military, law enforcement and diplomatic agencies in RF

#### COMMENT:

Alexander Kovrigin, Deputy Managing Director of ASM Holding, commented:

Following our forecast, sales of passenger cars showed a decline of 6.8% in January 2021. We expect that negative dynamics of sales will continue during the first quarter.

Sales in the segment of light commercial vehicles declined by 2.3% in January. This turned to be a little lower than our forecast, but we expect that further decline of sales will be from 2.5% to 5%. Sales of pickup trucks fell practically twice (down 49.3%) in January as compared to January 2020.

The truck market also showed a drop of sales in January 2021 by 16.5%. In what concerns further dynamics of truck sales, we keep valid our previous forecasts.

The bus market showed a decline of sales by 12.4% in January 2021. The decline may go on unless measures of state support are taken.

By our forecast, the full year 2021 will result with a drop of sales by 2% to 5% for passenger cars and by up to 5% for trucks. The LCV market will remain flat on the 2020 level. A decline of the bus market will be by about 3%.

In the end of 2020 manufacturers in engineering industries faced price rise for metals by 35% to 50%. This made a strong impact on production costs in 2021, along with devaluation of rouble, raising prices of services by natural monopolies, etc. In this situation, OEMs will have to raise prices of their products by 10% to 20%, that will lead to notable reduction of production and drop of vehicle sales.

#### OUR CONTACTS:

##### ASM Holding, OAO

21/5, Kuznetsky Most St., 107031, Moscow, Russia

Tel: +7 (495) 625-51-79, +7 (495) 626-04-71

e-mail: [inf@asm-holding.ru](mailto:inf@asm-holding.ru)

##### Association of Russian Automakers (OAR)

8, Novovladykinsky Proezd, bldg 5, POB 81, 127106, Moscow, Russia

Tel: +7 (495) 739 70 95

e-mail: [info\\_oar@mail.ru](mailto:info_oar@mail.ru)



Developed by specialists of

AVTOSTAT-INFO



# PASSENGER CARS

## Sales of new passenger cars in Russia in January and 1 month 2021 by brand

Brand	January 2021	January 2020	1 month 2021	1 month 2020	Change January 2021 vs 2020, %	Change 1 month 2021 vs 2020, %
LADA	23 980	22 453	23 980	22 453	6,8	6,8
KIA	13 599	14 382	13 599	14 382	-5,4	-5,4
HYUNDAI	9 462	11 258	9 462	11 258	-16,0	-16,0
RENAULT	8 251	9 462	8 251	9 462	-12,8	-12,8
TOYOTA	5 408	6 811	5 408	6 811	-20,6	-20,6
VOLKSWAGEN	5 335	5 815	5 335	5 815	-8,3	-8,3
SKODA	5 205	5 111	5 205	5 111	1,8	1,8
NISSAN	3 319	4 855	3 319	4 855	-31,6	-31,6
BMW	3 056	2 649	3 056	2 649	15,4	15,4
MAZDA	2 811	2 101	2 811	2 101	33,8	33,8
MERCEDES	2 294	2 381	2 294	2 381	-3,7	-3,7
CHERY	1 863	482	1 863	482	286,5	286,5
LEXUS	1 556	1 356	1 556	1 356	14,7	14,7
HAVAL	1 424	1 370	1 424	1 370	3,9	3,9
MITSUBISHI	1 372	2 464	1 372	2 464	-44,3	-44,3
AUDI	1 146	1 212	1 146	1 212	-5,4	-5,4
GEELY	879	873	879	873	0,7	0,7
UAZ	846	805	846	805	5,1	5,1
VOLVO	538	504	538	504	6,7	6,7
LAND ROVER	453	493	453	493	-8,1	-8,1
SUBARU	442	424	442	424	4,2	4,2
SUZUKI	431	717	431	717	-39,9	-39,9
DATSUN	348	1 491	348	1 491	-76,7	-76,7
PORSCHE	326	265	326	265	23,0	23,0
CHANGAN	238	301	238	301	-20,9	-20,9
CHEVROLET	219	1 390	219	1 390	-84,2	-84,2
INFINITI	151	171	151	171	-11,7	-11,7
MINI	138	141	138	141	-2,1	-2,1
JEEP	105	110	105	110	-4,5	-4,5
CADILLAC	99	70	99	70	41,4	41,4
FAW	92	79	92	79	16,5	16,5
HONDA	89	120	89	120	-25,8	-25,8
PEUGEOT	87	92	87	92	-5,4	-5,4
CITROEN	67	91	67	91	-26,4	-26,4
GENESIS	55	84	55	84	-34,5	-34,5
JAC	41	43	41	43	-4,7	-4,7
GAC	35	10	35	10	250,0	250,0
JAGUAR	35	76	35	76	-53,9	-53,9
FIAT	29	11	29	11	163,6	163,6
TESLA	28	4	28	4	600,0	600,0



# PASSENGER CARS

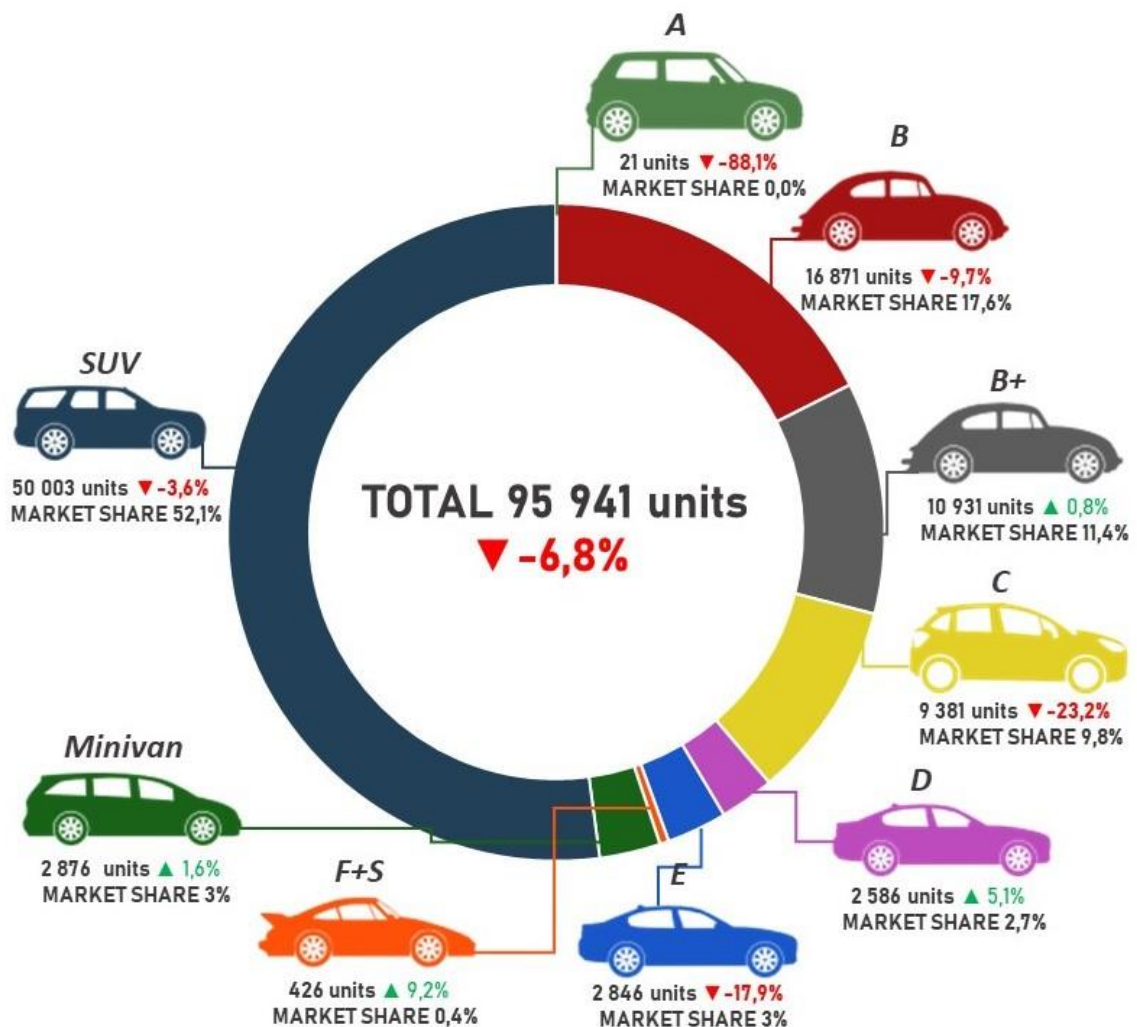
Brand	January 2021	January 2020	1 month 2021	1 month 2020	Change January 2021 vs 2020, %	Change 1 month 2021 vs 2020, %
BRILLIANCE	18	12	18	12	50,0	50,0
OPEL	15	0	15	0		
RAVON	15	94	15	94	-84,0	-84,0
FOTON	11	1	11	1	1 000,0	1 000,0
DONGFENG	7	20	7	20	-65,0	-65,0
BENTLEY	5	19	5	19	-73,7	-73,7
ROLLS ROYCE	4	8	4	8	-50,0	-50,0
DODGE	3	1	3	1	200,0	200,0
FORD	3	115	3	115	-97,4	-97,4
LIFAN	3	65	3	65	-95,4	-95,4
ZOTYE	2	12	2	12	-83,3	-83,3
ALFA ROMEO	1	1	1	1	0,0	0,0
DAIHATSU	1	0	1	0		
LINCOLN	1	0	1	0		
CHRYSLER	0	1	0	1	-100,0	-100,0
DFSK	0	13	0	13	-100,0	-100,0
GAZ	0	1	0	1	-100,0	-100,0
LAMBORGHINI	0	5	0	5	-100,0	-100,0
MASERATI	0	5	0	5	-100,0	-100,0
SMART	0	22	0	22	-100,0	-100,0
<b>TOTAL</b>	<b>95 941</b>	<b>102 922</b>	<b>95 941</b>	<b>102 922</b>	<b>-6,8</b>	<b>-6,8</b>
<b>TOTAL Russian brands</b>	<b>24 826</b>	<b>23 259</b>	<b>24 826</b>	<b>23 259</b>	<b>6,7</b>	<b>6,7</b>
<b>TOTAL foreign brands</b>	<b>71 115</b>	<b>79 663</b>	<b>71 115</b>	<b>79 663</b>	<b>-10,7</b>	<b>-10,7</b>



# PASSENGER CARS

## Sales of new passenger cars in Russia in January and 1 month 2021 by class

Class	January 2021	January 2020	1 month 2021	1 month 2020	Market share January 2021, %	Market share 1 month 2021, %	Change January 2021 vs 2020, %	Change 1 month 2021 vs 2020, %
A	21	176	21	176	0,0	0,0	-88,1	-88,1
B	16 871	18 680	16 871	18 680	17,6	17,6	-9,7	-9,7
B+	10 930	10 844	10 930	10 844	11,4	11,4	0,8	0,8
C	9 381	12 212	9 381	12 212	9,8	9,8	-23,2	-23,2
D	2 586	2 461	2 586	2 461	2,7	2,7	5,1	5,1
E	2 846	3 465	2 846	3 465	3,0	3,0	-17,9	-17,9
F+S	426	390	426	390	0,4	0,4	9,2	9,2
Minivan	2 876	2 831	2 876	2 831	3,0	3,0	1,6	1,6
SUV	50 003	51 862	50 003	51 862	52,1	52,1	-3,6	-3,6
Not identified	1	1	1	1	0,0	0,0		
<b>TOTAL</b>	<b>95 941</b>	<b>102 922</b>	<b>95 941</b>	<b>102 922</b>	<b>100,0</b>	<b>100,0</b>	<b>-6,8</b>	<b>-6,8</b>





# PASSENGER CARS

## Top 25 model ranking of new passenger car sales in Russia in January and 1 month 2021

Rank	Model	Brand	January 2021	January 2020	1 month 2021	1 month 2020	Change January 2021 vs 2020, %	Change 1 month 2021 vs 2020, %
1	GRANTA*	LADA	8 937	8 640	8 937	8 640	3,4	3,4
2	VESTA	LADA	7 151	7 866	7 151	7 866	-9,1	-9,1
3	RIO	KIA	6 661	6 421	6 661	6 421	3,7	3,7
4	CRETA	HYUNDAI	5 012	5 026	5 012	5 026	-0,3	-0,3
5	POLO	VOLKSWAGEN	3 007	2 964	3 007	2 964	1,5	1,5
6	SOLARIS	HYUNDAI	2 883	3 595	2 883	3 595	-19,8	-19,8
7	DUSTER	RENAULT	2 772	2 355	2 772	2 355	17,7	17,7
8	LARGUS	LADA	2 762	2 727	2 762	2 727	1,3	1,3
9	RAV4	TOYOTA	2 271	2 905	2 271	2 905	-21,8	-21,8
10	CX-5	MAZDA	2 068	1 574	2 068	1 574	31,4	31,4
11	RAPID	SKODA	2 019	2 002	2 019	2 002	0,8	0,8
12	LOGAN	RENAULT	1 857	2 204	1 857	2 204	-15,7	-15,7
13	SPORTAGE	KIA	1 799	2 333	1 799	2 333	-22,9	-22,9
14	TIGUAN	VOLKSWAGEN	1 796	2 290	1 796	2 290	-21,6	-21,6
15	SANDERO	RENAULT	1 782	1 917	1 782	1 917	-7,0	-7,0
16	TIGGO (T11)	CHERY	1 775	479	1 775	479	270,6	270,6
17	KODIAQ	SKODA	1 569	1 562	1 569	1 562	0,4	0,4
18	XRAY	LADA	1 560	1 456	1 560	1 456	7,1	7,1
19	2121	LADA 4x4	1 536	1 362	1 536	1 362	12,8	12,8
20	CAMRY	TOYOTA	1 458	2 064	1 458	2 064	-29,4	-29,4
21	SELTOS	KIA	1 400	47	1 400	47	2 878,7	2 878,7
22	QASHQAI	NISSAN	1 322	1 588	1 322	1 588	-16,8	-16,8
23	2123	LADA 4x4	1 255	0	1 255	0		
24	SORENTO	KIA	1 179	1 165	1 179	1 165	1,2	1,2
25	K5	KIA	1 171	0	1 171	0		

\* GRANTA 2190+2191+2192+2194





# PASSENGER CARS

## Sales of new electric cars in Russia in January and 1 month 2021 by brand

Марка/модель-Электромобили	Январь 2021	Январь 2020	1 мес. 2021	1 мес. 2020	Отклонение Январь 2021 к 2020, %	Отклонение 1 мес. 2021 к 2020, %
AUDI	19	0	19	0		
E-TRON	19	0	19	0		
BMW	2	0	2	0		
I3	2	0	2	0		
JAC	1	0	1	0		
IEV7S	1	0	1	0		
JAGUAR	1	5	1	5	-80	-80
I-PACE	1	5	1	5	-80	-80
MERCEDES	1	0	1	0		
EQC	1	0	1	0		
NISSAN	3	1	3	1	200	200
LEAF	3	1	3	1	200	200
PEUGEOT						
ION						
PORSCHE	56	0	56	0		
TAYCAN	56	0	56	0		
TESLA	28	4	28	4	600	600
3	13	2	13	2	550	550
S	1	1	1	1	0	0
X	14	1	14	1	1300	1300
<b>TOTAL</b>	<b>111</b>	<b>10</b>	<b>111</b>	<b>10</b>	<b>1010</b>	<b>1010</b>
<b>TOTAL Russian brands</b>						
<b>TOTAL foreign brands</b>	<b>111</b>	<b>10</b>	<b>111</b>	<b>10</b>	<b>1010</b>	<b>1010</b>

AUDI E-TRON  
19 units **NEW**



PORSCHE TAYCAN  
56 units **NEW**



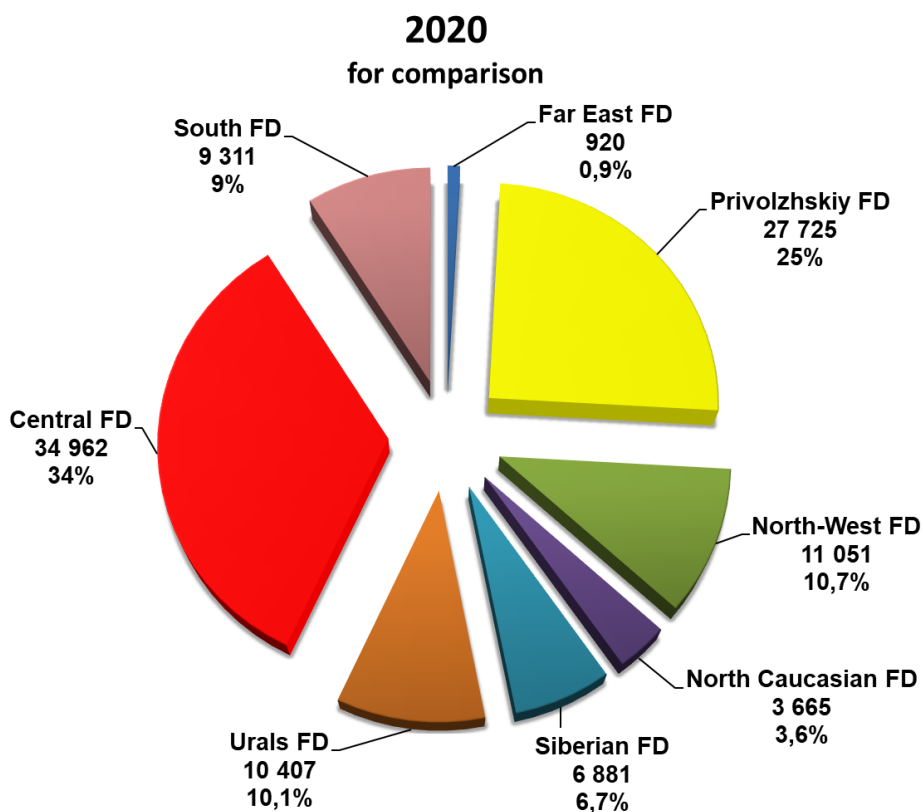
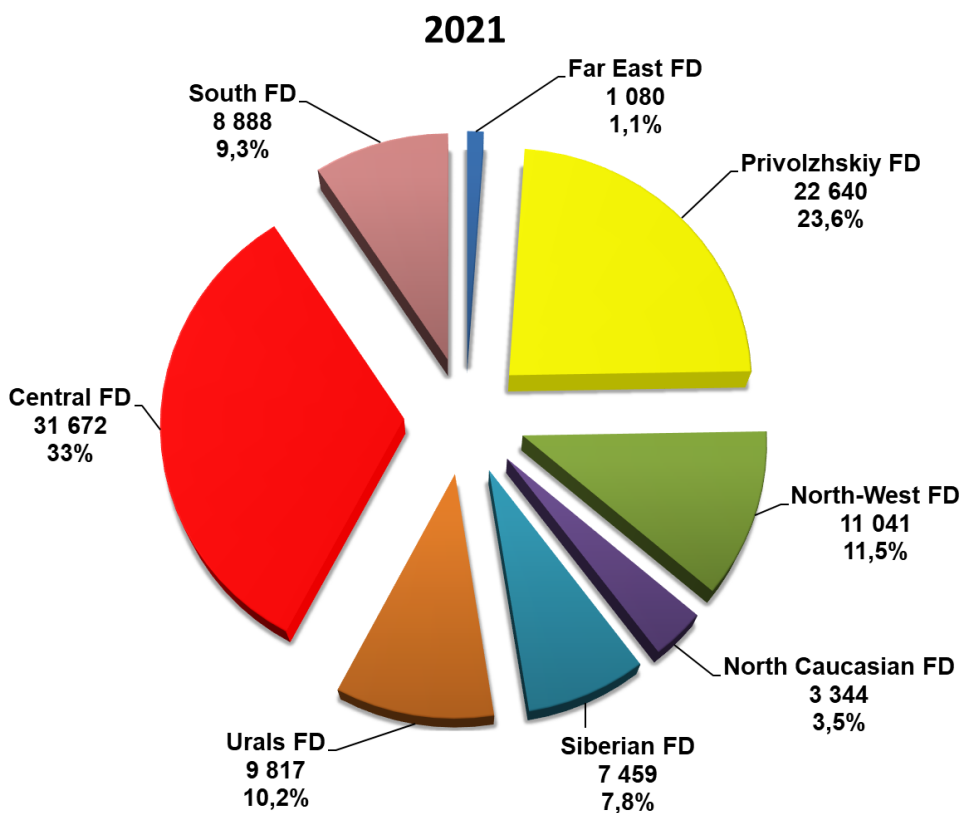
TESLA X  
14 units **1300%**





# PASSENGER CARS

## Structure of new car sales in Russia in 1 month 2021 by Federal District





# LIGHT COMMERCIAL VEHICLES

Sales of new light commercial vehicles in Russia  
Including light trucks (N1 category) and minibuses (M2 category)  
in January and 1 month 2021 by brand (without pickups)

Brand	January 2021	January 2020	1 month 2021	1 month 2020	Change January 2021 vs 2020, %	Change 1 month 2021 vs 2020, %
GAZ	2 697	3 603	2 697	3 603	-25,1	-25,1
UAZ	1 313	1 092	1 313	1 092	20,2	20,2
LADA	790	355	790	355	122,5	122,5
FORD	753	746	753	746	0,9	0,9
VOLKSWAGEN	400	397	400	397	0,8	0,8
PEUGEOT	334	194	334	194	72,2	72,2
CITROEN	198	173	198	173	14,5	14,5
MERCEDES	158	172	158	172	-8,1	-8,1
IVECO	106	35	106	35	202,9	202,9
HYUNDAI	95	196	95	196	-51,5	-51,5
RENAULT	53	137	53	137	-61,3	-61,3
OPEL	51	6	51	6	750,0	750,0
FIAT	43	46	43	46	-6,5	-6,5
TOYOTA	17	14	17	14	21,4	21,4
KIA	4	9	4	9	-55,6	-55,6
NISSAN	1	0	1	0		
<b>TOTAL</b>	<b>7 013</b>	<b>7 175</b>	<b>7 013</b>	<b>7 175</b>	<b>-2,3</b>	<b>-2,3</b>
<b>TOTAL Russian brands</b>	<b>4 800</b>	<b>5 050</b>	<b>4 800</b>	<b>5 050</b>	<b>-5,0</b>	<b>-5,0</b>
<b>TOTAL foreign brands</b>	<b>2 213</b>	<b>2 125</b>	<b>2 213</b>	<b>2 125</b>	<b>4,1</b>	<b>4,1</b>





# LIGHT COMMERCIAL VEHICLES

Top 25 model ranking of new LCV sales including light trucks (N1 category) and minibuses (M2 category) in Russia, in January and 1 month 2021 (without pickups)

Rank	Model	Brand	January 2021	January 2020	1 month 2021	1 month 2020	Change January 2021 vs 2020, %	Change 1 month 2021 vs 2020, %
1	GAZelle NEXT	GAZ	1 455	2 030	1 455	2 030	-28,3	-28,3
2	3909	UAZ	757	621	757	621	21,9	21,9
3	TRANSIT	FORD	752	727	752	727	3,4	3,4
4	LARGUS FURGON	LADA	681	261	681	261	160,9	160,9
5	3302 GAZelle	GAZ	579	639	579	639	-9,4	-9,4
6	3221 GAZelle	GAZ	206	243	206	243	-15,2	-15,2
7	2752 SOBOL	GAZ	198	250	198	250	-20,8	-20,8
8	PROFI	UAZ	196	66	196	66	197,0	197,0
9	CARAVELLE	VOLKSWAGEN	182	213	182	213	-14,6	-14,6
10	TRAVELLER	VOLKSWAGEN	154	87	154	87	77,0	77,0
11	2705 GAZelle	GAZ	121	212	121	212	-42,9	-42,9
12	2206	UAZ	119	154	119	154	-22,7	-22,7
13	DAILY	IVECO	106	35	106	35	202,9	202,9
14	2349 WIS	LADA	98	79	98	79	24,1	24,1
15	3741	UAZ	91	75	91	75	21,3	21,3
16	3962	UAZ	86	122	86	122	-29,5	-29,5
17	SPACE TOURER	CITROEN	81	55	81	55	47,3	47,3
18	V-CLASS	MERCEDES	80	93	80	93	-14,0	-14,0
19	MULTIVAN	VOLKSWAGEN	73	1	73	1	7 200,0	7 200,0
20	BOXER	PEUGEOT	72	71	72	71	1,4	1,4
21	2310 SOBOL	GAZ	69	59	69	59	16,9	16,9
22	2217 SOBOL	GAZ	68	170	68	170	-60,0	-60,0
23	JUMPY	CITROEN	67	51	67	51	31,4	31,4
24	SPRINTER	MERCEDES	60	59	60	59	1,7	1,7
25	EXPERT	PEUGEOT	59	36	59	36	63,9	63,9

**GAZelle NEXT**  
2 031 units **-28,3%**

**UAZ 3909**  
757 units **21,9%**

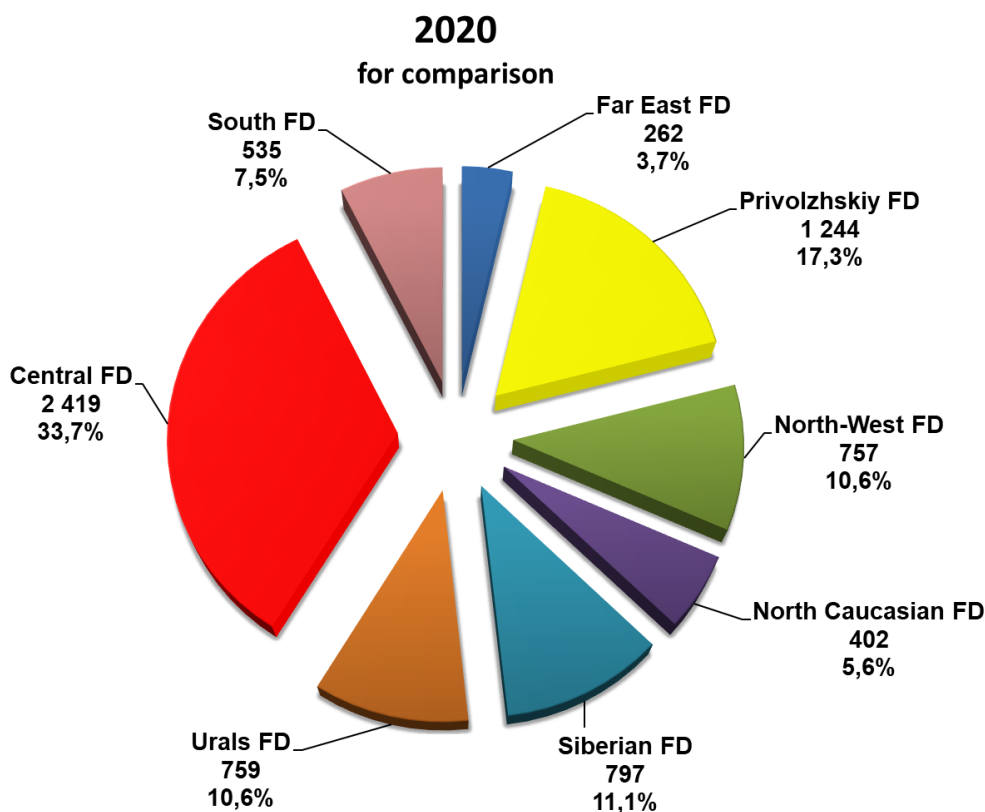
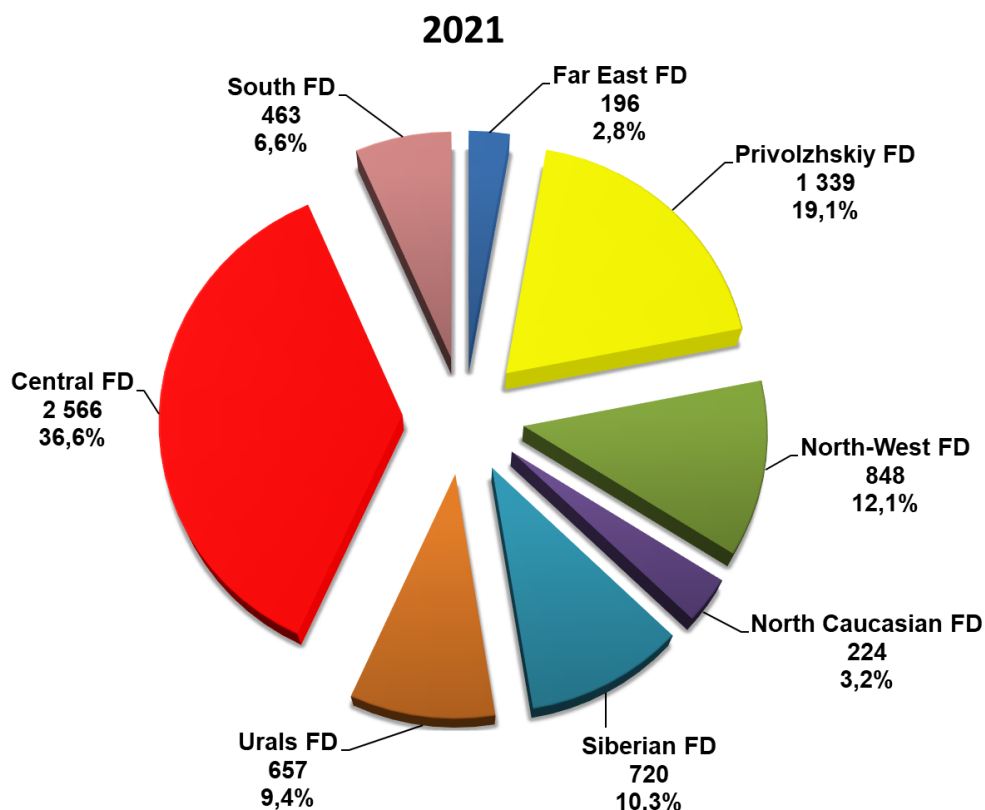
**FORD TRANSIT**  
752 units **3,4%**





# LIGHT COMMERCIAL VEHICLES

Structure of new LCV sales including light trucks (N1 category) and minibuses (M2 category) in Russia in 1 month 2021 by Federal District





# PICKUPS

## Sales of new pickups in Russia in January and 1 month 2021 by brand

Brand	January 2021	January 2020	1 month 2021	1 month 2020	Change January 2021 vs 2020, %	Change 1 month 2021 vs 2020, %
UAZ	181	411	181	411	-56,0	-56,0
TOYOTA	126	199	126	199	-36,7	-36,7
MITSUBISHI	68	189	68	189	-64,0	-64,0
GREAT WALL	40	0	40	0		
JAC	17	8	17	8	112,5	112,5
ISUZU	16	20	16	20	-20,0	-20,0
DODGE	13	7	13	7	85,7	85,7
VOLKSWAGEN	12	50	12	50	-76,0	-76,0
FORD	5	6	5	6	-16,7	-16,7
CHEVROLET	1	0	1	0		
GMC	1	0	1	0		
FIAT	0	12	0	12	-100,0	-100,0
GONOW	0	1	0	1	-100,0	-100,0
MERCEDES	0	43	0	43	-100,0	-100,0
<b>TOTAL</b>	<b>480</b>	<b>946</b>	<b>480</b>	<b>946</b>	<b>-49,3</b>	<b>-49,3</b>
<b>TOTAL Russian brands</b>	<b>181</b>	<b>411</b>	<b>181</b>	<b>411</b>	<b>-56,0</b>	<b>-56,0</b>
<b>TOTAL foreign brands</b>	<b>299</b>	<b>535</b>	<b>299</b>	<b>535</b>	<b>-44,1</b>	<b>-44,1</b>



# PICKUPS

## Top 15 model ranking of new pickup sales in Russia in January and 1 month 2021

Rank	Model	Brand	January 2021	January 2020	1 month 2021	1 month 2020	Change January 2021 vs 2020, %	Change 1 month 2021 vs 2020, %
1	2363 PICKUP	UAZ	181	411	181	411	-56,0	-56,0
2	HILUX	TOYOTA	123	198	123	198	-37,9	-37,9
3	L 200	MITSUBISHI	68	189	68	189	-64,0	-64,0
4	WINGLE	GREAT WALL	40	0	40	0		
5	T6	JAC	17	8	17	8	112,5	112,5
6	D-MAX	ISUZU	16	20	16	20	-20,0	-20,0
7	PICKUP	RAM	13	7	13	7	85,7	85,7
8	AMAROK	VOLKSWAGEN	12	50	12	50	-76,0	-76,0
9	F-SERIES	FORD	5	6	5	6	-16,7	-16,7
10	TUNDRA	TOYOTA	3	1	3	1	200,0	200,0
11	SILVERADO	CHEVROLET	1	0	1	0		
12	CANYON	GMC	1	0	1	0		
13	FULLBACK	FIAT	0	12	0	12	-100,0	-100,0
14	TROY	GONOW	0	1	0	1	-100,0	-100,0
15	X-CLASS	MERCEDES	0	43	0	43	-100,0	-100,0

### UAZ 2363 PICKUP

181 units **-56%**



### TOYOTA HILUX

123 units **-37,9%**



### MITSUBISHI L 2001

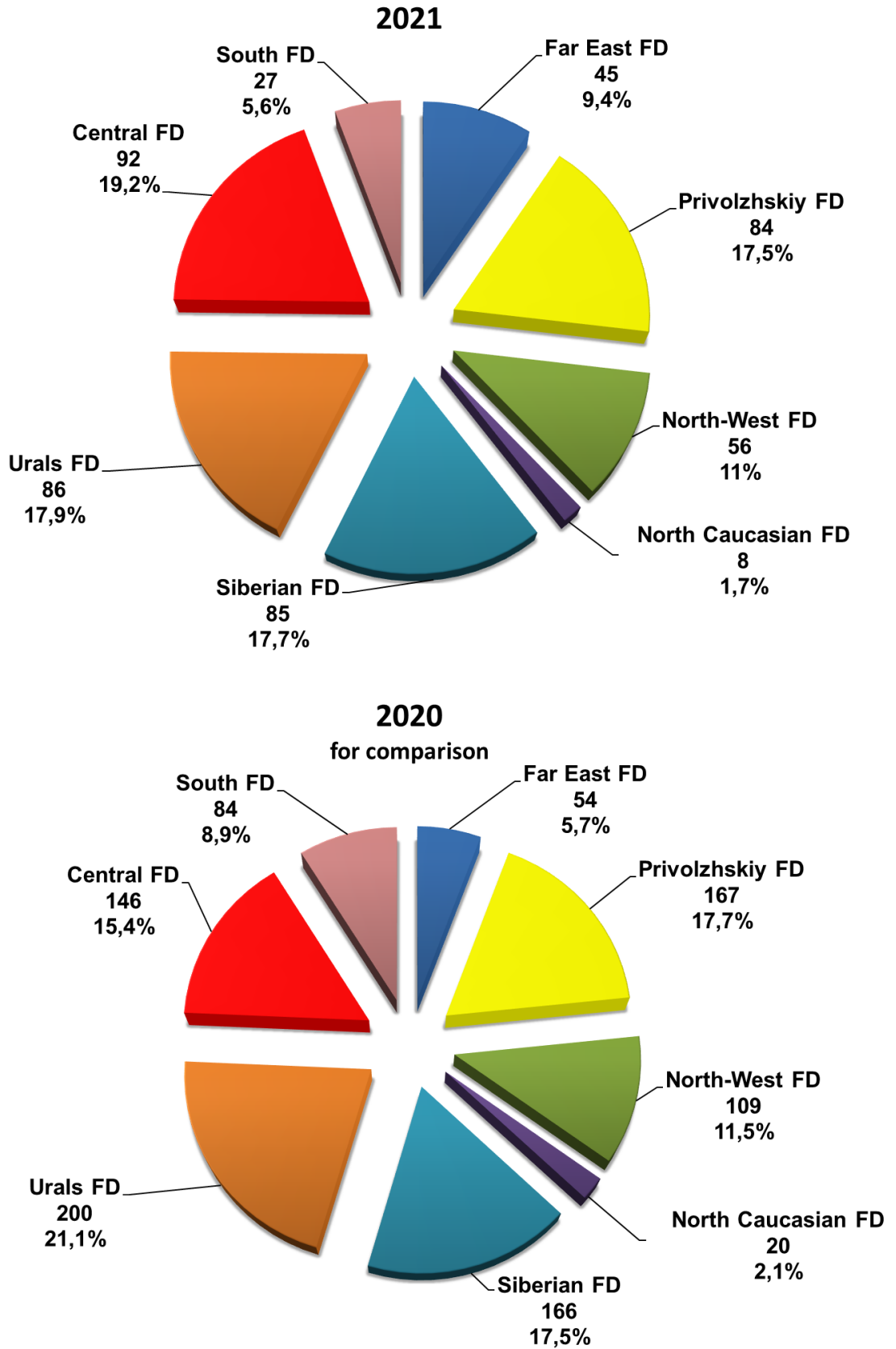
68 units **-64%**





# PICKUPS

## Structure of sales of new pickups in Russia in 1 month 2021 by Federal District





# TRUCKS

## Sales of new trucks in Russia in January and 1 month 2021 by brand, inclusive of special-purpose vehicles

Brand	January 2021	January 2020	1 month 2021	1 month 2020	Change January 2021 vs 2020, %	Change 1 month 2021 vs 2020, %
KAMAZ	1 930	1 913	1 930	1 913	0,9	0,9
GAZ	520	675	520	675	-23,0	-23,0
VOLVO	349	448	349	448	-22,1	-22,1
URAL	294	281	294	281	4,6	4,6
SCANIA	263	351	263	351	-25,1	-25,1
MAZ	227	200	227	200	13,5	13,5
MAN	192	379	192	379	-49,3	-49,3
MERCEDES	165	363	165	363	-54,5	-54,5
ISUZU	123	225	123	225	-45,3	-45,3
SHAANXI	121	153	121	153	-20,9	-20,9
DAF	106	205	106	205	-48,3	-48,3
MAZ MAN	75	65	75	65	15,4	15,4
JAC	69	32	69	32	115,6	115,6
FAW	68	24	68	24	183,3	183,3
HINO	65	51	65	51	27,5	27,5
HYUNDAI	62	55	62	55	12,7	12,7
IVECO	48	41	48	41	17,1	17,1
RENAULT	48	127	48	127	-62,2	-62,2
FUSO	40	38	40	38	5,3	5,3
FORD	26	102	26	102	-74,5	-74,5
IVECO AMT	25	28	25	28	-10,7	-10,7
HOWO	23	38	23	38	-39,5	-39,5
FOTON	12	19	12	19	-36,8	-36,8
XU GONG	12	6	12	6	100,0	100,0
DAEWOO	5	5	5	5	0,0	0,0
SANY	5	10	5	10	-50,0	-50,0
ZIL	5	2	5	2	150,0	150,0
LIEBHERR	4	3	4	3	33,3	33,3
NEFAZ	3	5	3	5	-40,0	-40,0
GROVE	2	0	2	0		
ZOOMLION	2	6	2	6	-66,7	-66,7
DAYUN	1	1	1	1	0,0	0,0
GOUPIL	1	0	1	0		
C&C	0	2	0	2	-100,0	-100,0
NISSAN	0	1	0	1	-100,0	-100,0
TATRA	0	2	0	2	-100,0	-100,0
TONAR	0	1	0	1	-100,0	-100,0
<b>TOTAL</b>	<b>4 891</b>	<b>5 857</b>	<b>4 891</b>	<b>5 857</b>	<b>-16,5</b>	<b>-16,5</b>
<b>TOTAL Russian brands</b>	<b>2 752</b>	<b>2 876</b>	<b>2 752</b>	<b>2 876</b>	<b>-4,3</b>	<b>-4,3</b>
<b>TOTAL foreign brands</b>	<b>2 139</b>	<b>2 981</b>	<b>2 139</b>	<b>2 981</b>	<b>-28,2</b>	<b>-28,2</b>



# TRUCKS

## Sales of new trucks in Russia in January and 1 month 2021 by type

Type	January 2021	January 2020	1 month 2021	1 month 2020	Market share January 2021, %	Market share January 2020, %	Market share 1 month 2021, %	Market share 1 months 2020, %
Other special equipment	2 195	888	2 195	888	44,9	15,2	44,9	15,2
Truck-tractor	904	2 033	904	2 033	18,5	34,7	18,5	34,7
Dump truck	543	949	543	949	11,1	16,2	11,1	16,2
Other truck types	453	672	453	672	9,3	11,5	9,3	11,5
Drop-side flat bed	407	456	407	456	8,3	7,8	8,3	7,8
Van	140	268	140	268	2,9	4,6	2,9	4,6
Refrigerator	62	130	62	130	1,3	2,2	1,3	2,2
Autocrane	81	146	81	146	1,7	2,5	1,7	2,5
Tanker	70	217	70	217	1,4	3,7	1,4	3,7
Refueler	9	31	9	31	0,2	0,5	0,2	0,5
Mobile repair shop	25	42	25	42	0,5	0,7	0,5	0,7
Autoloader	1	2	1	2	0,0	0,0	0,0	0,0
Ambulance	0	21	0	21	0,0	0,4	0,0	0,4
Miscellaneous	1	2	1	2	0,0	0,0	0,0	0,0
<b>TOTAL</b>	<b>4 891</b>	<b>5 857</b>	<b>4 891</b>	<b>5 857</b>	<b>100,0</b>	<b>100,0</b>	<b>100,0</b>	<b>100,0</b>



# TRUCKS

## Top 25 model ranking of new truck sales in Russia in January and 1 month 2021

Rank	Model	Brand	January 2021	January 2020	1 month 2021	1 month 2020	Change January 2021 vs 2020, %	Change 1 month 2021 vs 2020, %
1	43118 6X6	KAMAZ	610	538	610	538	13,4	13,4
2	GAZON NEXT	GAZ	419	463	419	463	-9,5	-9,5
3	65115 6X4	KAMAZ	364	365	364	365	-0,3	-0,3
4	5490 4X2	KAMAZ	226	195	226	195	15,9	15,9
5	6520 6X4	KAMAZ	187	224	187	224	-16,5	-16,5
6	4320 6X6	URAL	167	168	167	168	-0,6	-0,6
7	ACTROS	MERCEDES	137	355	137	355	-61,4	-61,4
8	SERIES FH 4X2	VOLVO	134	235	134	235	-43,0	-43,0
9	5557 6X6	URAL	95	64	95	64	48,4	48,4
10	TGX 18.XXX 4X2	MAN	94	168	94	168	-44,0	-44,0
11	SX 325 6X4	SHAANXI	86	90	86	90	-4,4	-4,4
12	XF-SERIES	DAF	81	13	81	13	523,1	523,1
13	65222 6X6	KAMAZ	76	11	76	11	590,9	590,9
14	4308 4X2	KAMAZ	67	34	67	34	97,1	97,1
15	43253 4X2	KAMAZ	67	106	67	106	-36,8	-36,8
16	6312 6X4	MAZ-MAN	67	65	67	65	3,1	3,1
17	SERIES FM 6X4	VOLVO	64	54	64	54	18,5	18,5
18	SERIES FM 6X6	VOLVO	62	41	62	41	51,2	51,2
19	6580 6X4	KAMAZ	57	25	57	25	128,0	128,0
20	SERIES G 4X2	SCANIA	57	85	57	85	-32,9	-32,9
21	3308 SADKO	GAZ	54	69	54	69	-21,7	-21,7
22	MIGHTY	HYUNDAI	53	41	53	41	29,3	29,3
23	6430 6X4	MAZ	53	54	53	54	-1,9	-1,9
24	NQR	ISUZU	52	94	52	94	-44,7	-44,7
25	6501 6X4	MAZ	52	29	52	29	79,3	79,3

### KAMAZ 43118 6X6

610 units **13,4%**

### GAZ GAZON NEXT

419 units **-9,5%**

### KAMAZ 65115 6X4

365 units **-0,3%**

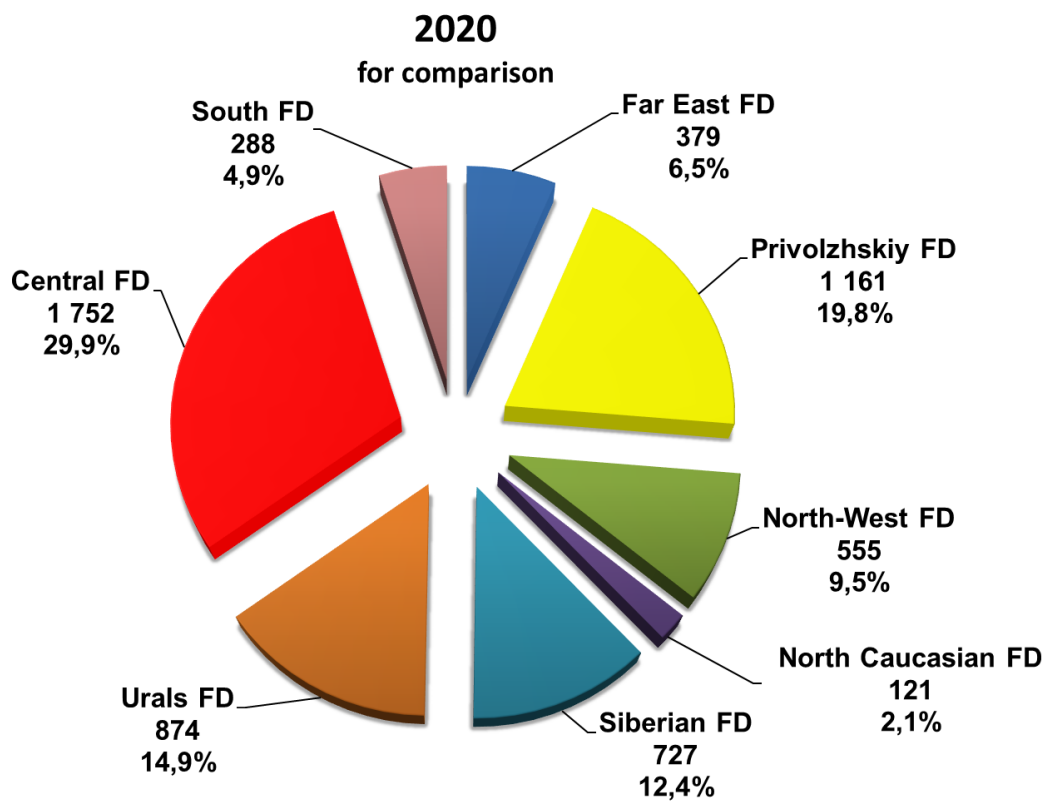
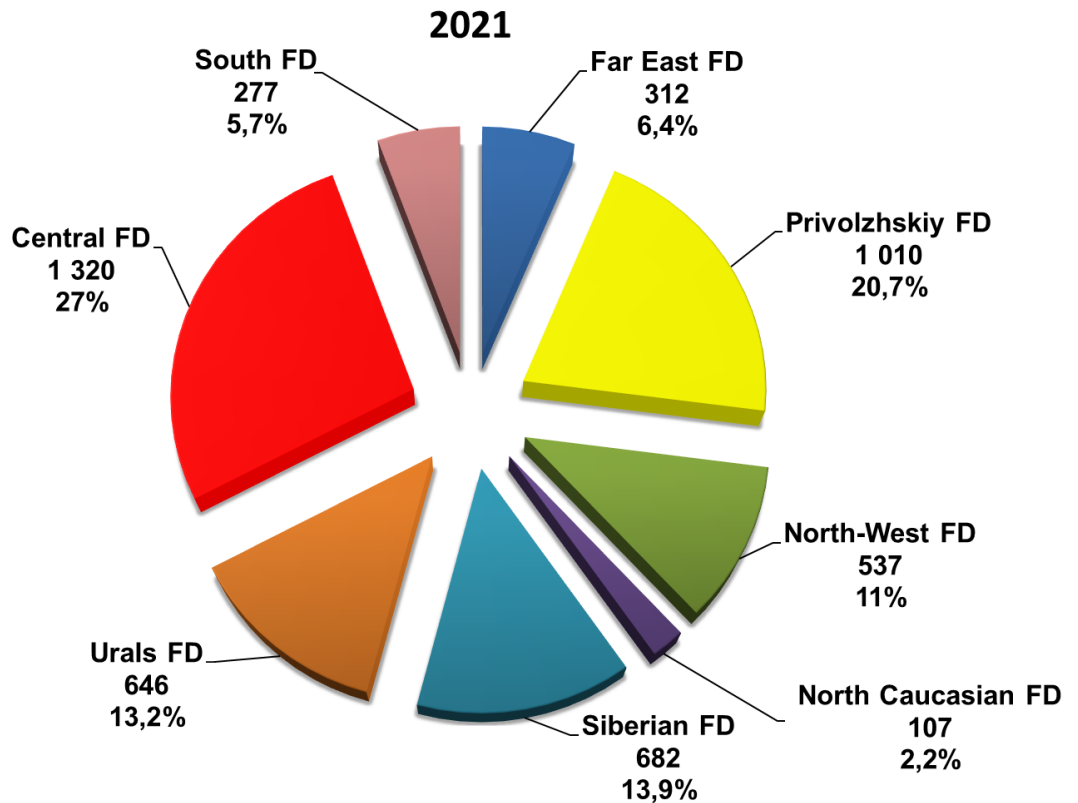






# TRUCKS

## Structure of sales of new truck in Russia in 1 month 2021 by Federal District





# BUSES

## Sales of new buses in Russia in January and 1 month 2021 by brand

Brand	January 2021	January 2020	1 month 2021	1 month 2020	Change January 2021 vs 2020, %	Change 1 month 2021 vs 2020, %
PAZ	582	567	582	567	2,6	2,6
LIAZ	129	214	129	214	-39,7	-39,7
NEFAZ	102	78	102	78	30,8	30,8
MAZ	50	22	50	22	127,3	127,3
IRISBUS	17	1	17	1	1 600,0	1 600,0
SIMAZ	16	28	16	28	-42,9	-42,9
URAL	16	23	16	23	-30,4	-30,4
YUTONG	11	26	11	26	-57,7	-57,7
KING LONG (KLM)	7	17	7	17	-58,8	-58,8
VOLZHANIN	6	10	6	10	-40,0	-40,0
MERCEDES	5	0	5	0		
NEMAN	5	6	5	6	-16,7	-16,7
KAVZ	2	21	2	21	-90,5	-90,5
LOTOS	2	5	2	5	-60,0	-60,0
SCANIA	2	0	2	0		
ZHONGTONG	2	10	2	10	-80,0	-80,0
GOLDEN DRAGON	1	43	1	43	-97,7	-97,7
ANKAI	0	3	0	3	-100,0	-100,0
HIGER	0	15	0	15	-100,0	-100,0
MAN	0	1	0	1	-100,0	-100,0
<b>TOTAL</b>	<b>955</b>	<b>1 090</b>	<b>955</b>	<b>1 090</b>	<b>-12,4</b>	<b>-12,4</b>
<b>TOTAL Russian brands</b>	<b>855</b>	<b>946</b>	<b>855</b>	<b>946</b>	<b>-9,6</b>	<b>-9,6</b>
<b>TOTAL foreign brands</b>	<b>100</b>	<b>144</b>	<b>100</b>	<b>144</b>	<b>-30,6</b>	<b>-30,6</b>



# BUSES

## Top 25 model ranking of new bus sales in Russia in January and 1 month 2021

Rank	Model	Brand	January 2021	January 2020	1 month 2021	1 month 2020	Change January 2021 vs 2020, %	Change 1 month 2021 vs 2020, %
1	3205	PAZ	302	319	302	319	-5,3	-5,3
2	4234	PAZ	165	122	165	122	35,2	35,2
3	3204	PAZ	102	84	102	84	21,4	21,4
4	5299, 5297 4X2	NEFAZ, KAMAZ	95	64	95	64	48,4	48,4
5	5292	LIAZ	49	120	49	120	-59,2	-59,2
6	6213	LIAZ	29	0	29	0		
7	103	MAZ	29	6	29	6	383,3	383,3
8	5256	LIAZ	23	2	23	2	1 050,0	1 050,0
9	CROSSWAY	IRISBUS	17	1	17	1	1 600,0	1 600,0
10	2258	SIMAZ	16	28	16	28	-42,9	-42,9
11	3255 4320 6X6	URAL	16	23	16	23	-30,4	-30,4
12	3203	PAZ	12	9	12	9	33,3	33,3
13	6274	LIAZ	11	0	11	0		
14	21512169	MAZ	11	0	11	0		
15	5291	LIAZ	9	5	9	5	80,0	80,0
16	5293	LIAZ	8	15	8	15	-46,7	-46,7
17	XMQ 6127	KING LONG (KLM)	7	7	7	7	0,0	0,0
18	203	MAZ	6	1	6	1	500,0	500,0
19	4208, 4310 6X6	NEFAZ, KAMAZ	6	11	6	11	-45,5	-45,5
20	4202	NEMAN	5	6	5	6	-16,7	-16,7
21	6119	YUTONG	5	5	5	5	0,0	0,0
22	52701	VOLZHANIN	4	5	4	5	-20,0	-20,0
23	6899	YUTONG	4	5	4	5	-20,0	-20,0
24	231062	MAZ	3	5	3	5	-40,0	-40,0
25	O 560	MERCEDES	3	0	3	0		

### PAZ 3205

302 units **-5,3%**

### PAZ 4234

165 units **35,2%**



### PAZ 3204

102 units **21,4%**





# BUSES

## Structure of new bus sales in Russia in 1 month 2021 by Federal District

