



PRESS-RELEASE

15 OCTOBER 2020

AUTOMOBILE MARKET OF RUSSIA IN SEPTEMBER AND JANUARY-SEPTEMBER 2020

In September 2020, sales of new MOTOR VEHICLES in Russia, based on registration data, grew by 10.3% year-on-year to 152 843 vehicles. In the first nine months of 2020 the total sales were 1 136 630 vehicles*, down 9.7% year-on-year, of which:

- Passenger cars – 133 600 units in September 2020, up 9.4% YOY; 1 101 472 units in January-September 2020, down 10.0% YOY.
- Light commercial vehicles including light trucks (N1 category, without pickups) and minibuses (M2 category) – 9 720 units in September 2020, up 17.8% YOY; 66 906 units in January-September 2020, down 8.2% YOY.
- Pickups – 1 563 units in September 2020, up 42.9% YOY; 9 548 units in January-September 2020, 0% YOY.
- Trucks (except N1 category) including special-purpose vehicles – 6 900 units in September 2020, up 16.1% YOY; 49 562 units in January-September 2020, down 7.6% YOY.
- Buses (except M2 category) – 1 060 units in September 2020, down 14.3% YOY; 9 052 units in January-September 2020, down 8.0% YOY.

*without sales to military, law enforcement and diplomatic agencies in RF

COMMENT:

Alexander Kovrigin, Deputy Managing Director of ASM Holding, commented:

Following up our expectations, sales in September showed high performance. Sales in the car segment grew 9.4% in September, while a decline of sales in 9 months amounted to only 10%. The market of light commercial vehicles also grew 17.8% in September, while sales in January-September declined by 8.2%. A significant growth of sales has been noted in the pickup truck segment: up 42.9% in September and flat in nine months. To some extent, this is related to recovery of small businesses.

The truck market in September returned to the “black” (up 16.1%), and a decline in the first 9 months only showed 7.6%. This signals that the locally established OEMs began to work with more stability. We expect that the truck segment will develop positive dynamics also in October.

The bus market is still in a fall. Bus sales declined 14.3% in September and 8% in January-September. This fall is evidently due to closure of programs for major state purchases. We expect that the sales figures in October will remain on the same level.

For the full year 2020, we keep valid our previous forecasts of sales on the Russian automobile market.

OUR CONTACTS:

ASM Holding, OAO

21/5, Kuznetsky Most St., 107996, Moscow, Russia

Tel: +7 (495) 625-51-79, +7 (495) 626-04-71

e-mail: inf@asm-holding.ru

Association of Russian Automakers (OAR)

8, Novovladykinsky Proezd, bldg 5, POB 81, 127106, Moscow, Russia

Tel: +7 (495) 739 70 95

e-mail: info_oar@mail.ru



Developed by specialists of

AVTOSTAT-INFO



PASSENGER CARS

Sales of new passenger cars in Russia in September and 9 months 2020 by brand

Brand	September 2020	September 2019	9 months 2020	9 months 2019	Change September 2020 vs 2019, %	Change 9 months 2020 vs 2019, %
LADA	29 257	25 588	211 358	248 536	14,3	-15
KIA	19 467	17 882	140 911	153 171	8,9	-8
HYUNDAI	16 841	13 875	114 353	122 337	21,4	-6,5
RENAULT	11 195	10 569	85 338	98 551	5,9	-13,4
VOLKSWAGEN	9 222	8 596	70 529	71 466	7,3	-1,3
TOYOTA	7 594	7 594	60 891	69 512	0	-12,4
SKODA	6 515	6 075	60 472	55 372	7,2	9,2
NISSAN	4 998	5 108	40 236	46 305	-2,2	-13,1
BMW	4 358	2 991	28 749	27 782	45,7	3,5
MERCEDES	3 267	3 390	24 785	25 931	-3,6	-4,4
MITSUBISHI	2 871	2 515	21 956	27 760	14,2	-20,9
MAZDA	1 643	2 471	18 493	21 607	-33,5	-14,4
LEXUS	1 323	1 958	13 800	14 945	-32,4	-7,7
DATSUN	1 373	1 568	11 600	15 750	-12,4	-26,3
HAVAL	1 327	972	11 116	6 289	36,5	76,8
AUDI	1 418	1 215	10 556	10 370	16,7	1,8
CHEVROLET	83	1 748	10 444	16 266	-95,3	-35,8
GEELY	2 063	731	9 304	6 008	182,2	54,9
UAZ	1 020	823	8 427	8 510	23,9	-1
CHERY	1 423	494	5 940	3 244	188,1	83,1
SUZUKI	836	771	5 696	4 591	8,4	24,1
VOLVO	848	643	5 230	5 699	31,9	-8,2
LAND ROVER	573	639	4 494	6 046	-10,3	-25,7
PORSCHE	559	481	4 299	3 900	16,2	10,2
SUBARU	726	629	4 259	5 056	15,4	-15,8
CHANGAN	468	114	2 860	656	310,5	336
INFINITI	253	226	1 693	2 575	11,9	-34,3
MINI	234	215	1 684	1 699	8,8	-0,9
FAW	277	75	1 415	644	269,3	119,7
HONDA	131	147	1 303	1 649	-10,9	-21
JEEP	155	120	1 219	1 350	29,2	-9,7
CADILLAC	187	76	964	693	146,1	39,1
RAVON	172	11	882	38	1463,6	2221,1
JAGUAR	93	134	807	1 384	-30,6	-41,7
GENESIS	135	189	782	1 299	-28,6	-39,8
CITROEN	98	71	749	856	38	-12,5
PEUGEOT	105	123	729	1 149	-14,6	-36,6
LIFAN	86	119	555	2 058	-27,7	-73
FORD	23	799	407	17 673	-97,1	-97,7
JAC	53	59	304	418	-10,2	-27,3
FIAT	58	29	302	279	100	8,2



PASSENGER CARS

Brand	September 2020	September 2019	9 months 2020	9 months 2019	Change September 2020 vs 2019, %	Change 9 months 2020 vs 2019, %
DONGFENG	46	44	258	739	4,5	-65,1
BENTLEY	35	19	226	240	84,2	-5,8
GAC	47	0	141	0		
ROLLS ROYCE	6	7	122	118	-14,3	3,4
BRILLIANCE	23	26	120	151	-11,5	-20,5
LAMBORGHINI	15	3	116	105	400	10,5
ZOTYE	10	27	110	596	-63	-81,5
TESLA	32	5	100	47	540	112,8
DFSK	1	13	76	21	-92,3	261,9
OPEL	22	0	59	2		2850
FOTON	19	5	42	47	280	-10,6
MASERATI	0	23	42	105	-100	-60
SMART	1	48	38	738	-97,9	-94,9
DODGE	5	3	31	17	66,7	82,4
FERRARI	1	3	25	25	-66,7	0
CHRYSLER	2	0	24	36		-33,3
LINCOLN	4	0	13	5		160
DAIHATSU	0	1	10	7	-100	42,9
ASTON MARTIN	0	1	7	9	-100	-22,2
GAZ	0	1	5	8	-100	-37,5
ALFA ROMEO	0	0	3	1		200
AURUS	0	0	3	0		
ACURA	0	0	2	2		0
DW HOWER	0	0	2	55		-96,4
BAJAJ	0	0	1	0		
DAEWOO	1	0	1	3		-66,7
GMC	1	0	1	0		
MCLAREN	0	0	1	6		-83,3
SEAT	1	0	1	0		
WEY	0	0	1	0		
BAW	0	0	0	1		-100
BYD	0	0	0	1		-100
HAWTAI	0	5	0	47	-100	-100
SMA	0	0	0	2		-100
SSANGYONG	0	1	0	4	-100	-100
TAGAZ	0	0	0	1		-100
ZAZ	0	0	0	1		-100
TOTAL	133 600	122 068	1 001 472	1 112 564	9,4	-10
TOTAL Russian brands	30 277	26 412	219 793	257 055	14,6	-14,5
TOTAL foreign brands	103 323	95 656	781 679	855 509	8	-8,6



PASSENGER CARS

Sales of new passenger cars in Russia in September and 9 months 2020 by class

Class	September 2020	September 2019	9 months 2020	9 months 2019	Market share September 2020, %	Market share 9 months 2020,%	Change September 2020 vs 2019, %	Change 9 months 2020 vs 2019, %
A	375	298	2 201	3 705	0,3	0,2	25,8	-40,6
B	25 072	23 808	191 553	209 645	18,8	19,1	5,3	-8,6
B+	13 507	12 400	103 012	117 262	10,1	10,3	8,9	-12,2
C	15 311	13 391	112 606	138 433	11,5	11,2	14,3	-18,7
D	5 057	4 483	28 052	38 139	3,8	2,8	12,8	-26,5
E	4 733	4 445	31 910	40 068	3,5	3,2	6,5	-20,4
F+S	626	688	4 896	6 582	0,5	0,5	-9,0	-25,6
Minivan	3 114	3 728	26 351	34 603	2,3	2,6	-16,5	-23,9
SUV	65 803	58 827	500 886	524 119	49,3	50,0	11,9	-4,4
Not identified	2		5	8				-37,5
TOTAL	133 600	122 068	1 001	1 112	100,0	100,0	9,5	-10,0



PASSENGER CARS

Top 25 model ranking of new passenger car sales in Russia in September and 9 months 2020

Rank	Model	Brand	September 2020	September 2019	9 months 2020	9 months 2019	Change September 2020 vs 2019, %	Change 9 months 2020 vs 2019, %
1	GRANTA*	LADA	10 930	9 842	82 153	92 712	11,1	-11,4
2	VESTA	LADA	9 683	7 564	70 000	79 401	28	-11,8
3	RIO	KIA	7 411	7 920	59 875	64 284	-6,4	-6,9
4	CRETA	HYUNDAI	7 457	5 812	51 929	49 648	28,3	4,6
5	POLO	VOLKSWAGEN	5 263	4 834	41 424	39 171	8,9	5,8
6	SOLARIS	HYUNDAI	5 203	4 665	33 670	42 126	11,5	-20,1
7	LARGUS	LADA	2 912	3 546	24 968	33 283	-17,9	-25
8	RAV4	TOYOTA	3 617	1 748	24 850	21 345	106,9	16,4
9	RAPID	SKODA	3 032	2 241	23 509	22 923	35,3	2,6
10	TIGUAN	VOLKSWAGEN	3 012	2 970	23 504	24 169	1,4	-2,8
11	DUSTER	RENAULT	2 829	2 730	20 989	27 299	3,6	-23,1
12	LOGAN	RENAULT	2 561	2 557	20 838	24 548	0,2	-15,1
13	SPORTAGE	KIA	2 460	1 898	20 595	23 734	29,6	-13,2
14	SANDERO	RENAULT	2 361	2 154	18 232	21 363	9,6	-14,7
15	CAMRY	TOYOTA	2 761	2 416	17 917	23 591	14,3	-24,1
16	QASHQAI	NISSAN	2 094	1 905	16 746	16 356	9,9	2,4
17	OCTAVIA	SKODA	1 964	1 719	15 141	15 440	14,3	-1,9
18	2121	LADA 4x4	1 914	1 905	14 728	17 374	0,5	-15,2
19	CX-5	MAZDA	1 221	1 970	14 134	15 796	-38	-10,5
20	XRAY	LADA	1 721	2 218	14 003	20 816	-22,4	-32,7
21	TUCSON	HYUNDAI	2 646	1 573	13 926	14 963	68,2	-6,9
22	X-TRAIL	NISSAN	1 748	1 756	13 657	14 221	-0,5	-4
23	OUTLANDER	MITSUBISHI	2 048	1 625	13 566	17 176	26	-21
24	KAPTUR	RENAULT	1 863	1 660	12 914	20 381	12,2	-36,6
25	KODIAQ	SKODA	962	2 048	12 409	16 147	-53	-23,1

* GRANTA 2190+2191+2192+2194

LADA GRANTA*
82 153 units **-11,4%**

LADA VESTA
70 000 units **-11,8%**

KIA RIO
59 875 units **-6,9%**





PASSENGER CARS

Sales of new electric cars in Russia in September and 9 months by brand

Brand / electric cars	September 2020	September 2019	9 months 2020	9 months 2019	Change September 2020 vs 2019, %	Change 9 months 2020 vs 2019, %
AUDI	28	0	60	0		
E-TRON	28	0	60	0		
BMW	10	3	27	6	233,3	350
I3	10	3	27	6	233,3	350
JAC	0	0	1	0		
IEV7S	0	0	1	0		
JAGUAR	9	9	57	103	0	-44,7
I-PACE	9	9	57	103	0	-44,7
NISSAN	7	3	25	50	133,3	-50
LEAF	7	3	25	50	133,3	-50
PEUGEOT	0	0	3	0		
ION	0	0	3	0		
PORSCHE	0	0	6	0		
TAYCAN	0	0	6	0		
RENAULT	1	0	3	5		-40
TWIZY	1	0	3	5		-40
TESLA	32	5	100	47	540	112,8
3	20	2	52	6	900	766,7
S	3	1	10	12	200	-16,7
X	9	2	38	29	350	31
TOTAL	87	20	282	211	335,0	33,6
TOTAL Russian brands						
TOTAL foreign brands	87	20	282	211	335,0	33,6

JAGUAR I-PACE
57 units **-44,7%**



AUDI E-TRON
60 units **NEW**



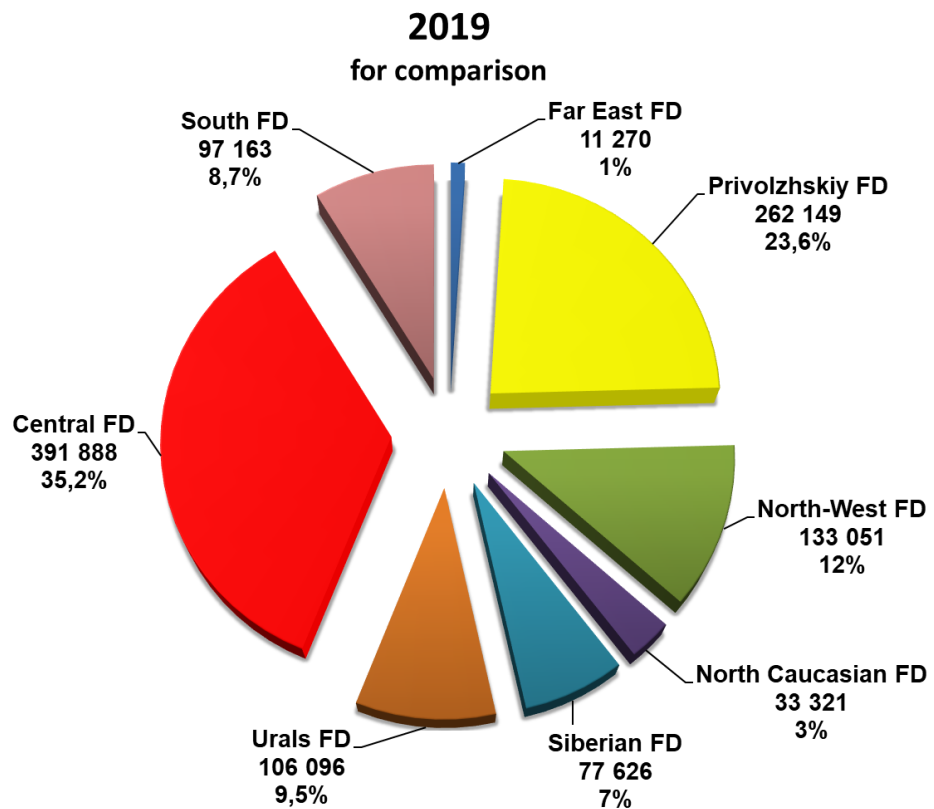
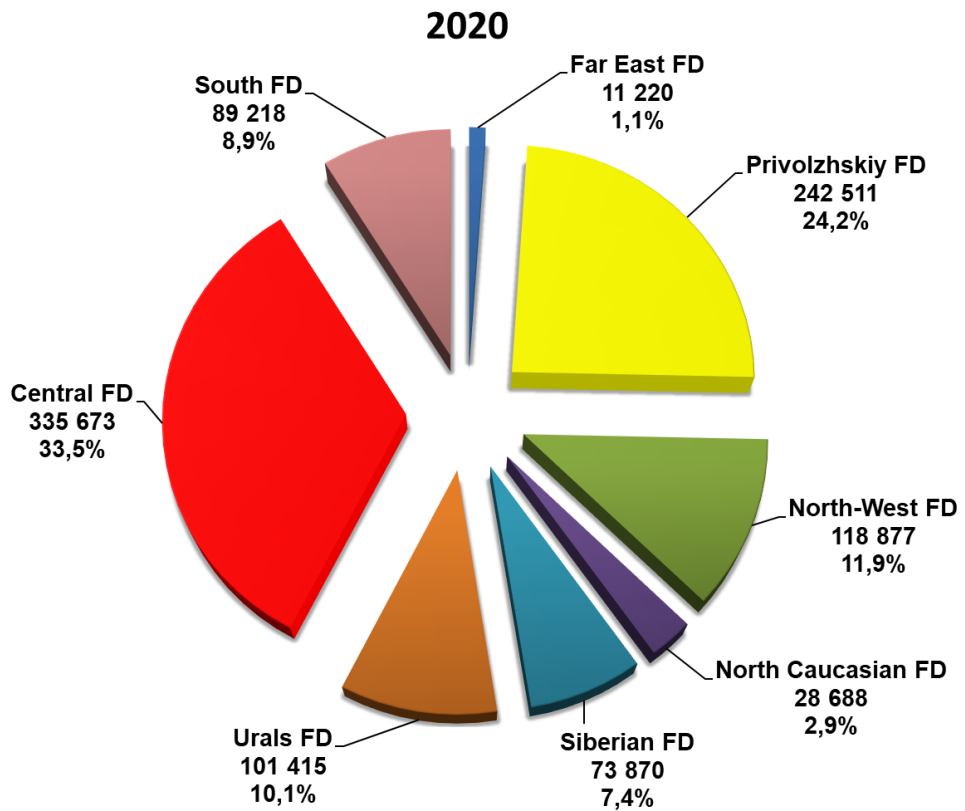
TESLA 3
52 units **766,7%**





PASSENGER CARS

Structure of new car sales in Russia in 9 months 2020 by Federal District





LIGHT COMMERCIAL VEHICLES

Sales of new light commercial vehicles in Russia
Including light trucks (N1 category) and minibuses (M2 category)
in September and 9 months 2020 by brand (without pickups)

Brand	September 2020	September 2019	9 months 2020	9 months 2019	Change September 2020 vs 2019, %	Change 9 months 2020 vs 2019, %
GAZ	3 960	3 992	30 216	34 632	-0,8	-12,8
FORD	1 627	1 004	9 170	8 610	62,1	6,5
UAZ	1 106	1 085	8 098	10 876	1,9	-25,5
LADA	1 119	365	6 432	3 647	206,6	76,4
VOLKSWAGEN	342	526	3 275	4 590	-35	-28,6
CITROEN	286	182	2 076	1 412	57,1	47
PEUGEOT	337	282	2 030	2 231	19,5	-9
MERCEDES	312	217	1 992	2 400	43,8	-17
HYUNDAI	244	150	1 520	1 504	62,7	1,1
RENAULT	86	251	616	1 671	-65,7	-63,1
FIAT	87	113	540	561	-23	-3,7
IVECO	84	72	401	601	16,7	-33,3
TOYOTA	35	2	215	15	1650	1333,3
OPEL	73	0	203	1		20200
KIA	17	7	98	59	142,9	66,1
mitsubishi	3	0	9	7		28,6
NISSAN	2	1	7	3	100	133,3
DAIHATSU	0	1	5	9	-100	-44,4
HONDA	0	0	1	1		0
SUZUKI	0	1	1	4	-100	-75
YUEJIN	0	0	1	2		-50
BAW	0	0	0	1		-100
DONGFENG	0	0	0	2		-100
GMC	0	0	0	1		-100
JAC	0	1	0	6	-100	-100
MAZDA	0	0	0	1		-100
TAGAZ	0	0	0	3		-100
TOTAL	9 720	8 252	66 906	72 850	17,8	-8,2
TOTAL Russian brands	6 185	5 442	44 746	49 158	13,7	-9
TOTAL foreign brands	3 535	2 810	22 160	23 692	25,8	-6,5



LIGHT COMMERCIAL VEHICLES

Top 25 model ranking of new LCV sales including light trucks (N1 category) and minibuses (M2 category) in Russia, in September and 9 months 2020 (without pickups)

Rank	Model	Brand	September 2020	September 2019	9 months 2020	9 months 2019	Change September 2020 vs 2019, %	Change 9 months 2020 vs 2019, %
1	GAZelle NEXT	GAZ	2 235	2 487	16 779	19 222	-10,1	-12,7
2	TRANSIT	FORD	1 620	995	9 084	8 489	62,8	7
3	3302 GAZelle	GAZ	1 087	878	7 139	8 075	23,8	-11,6
4	LARGUS FURGON	LADA	1 119	365	6 432	3 647	206,6	76,4
5	3909	UAZ	685	573	4 800	5 333	19,5	-10
6	2752 SOBOL	GAZ	372	219	2 410	2 285	69,9	5,5
7	3221 GAZelle	GAZ	74	176	1 330	2 439	-58	-45,5
8	CARAVELLE	VOLKSWAGEN	18	182	1 322	1 744	-90,1	-24,2
9	2206	UAZ	143	166	1 293	1 516	-13,9	-14,7
10	H 1 H 100 STAREX	HYUNDAI	196	122	1 180	1 194	60,7	-1,2
11	2705 GAZelle	GAZ	68	104	1 087	1 124	-34,6	-3,3
12	TRAVELLER	VOLKSWAGEN	166	135	1 082	1 030	23	5
13	V-CLASS	MERCEDES	178	126	1 016	1 034	41,3	-1,7
14	CADDY	VOLKSWAGEN	189	111	998	963	70,3	3,6
15	3741	UAZ	130	108	864	1 229	20,4	-29,7
16	JUMPER	CITROEN	86	109	764	760	-21,1	0,5
17	2310 SOBOL	GAZ	91	48	754	495	89,6	52,3
18	SPRINTER	MERCEDES	93	59	751	904	57,6	-16,9
19	2217 SOBOL	GAZ	33	80	717	992	-58,8	-27,7
20	JUMPY	CITROEN	105	0	690	0		
21	SPACE TOURER	CITROEN	95	66	619	572	43,9	8,2
22	DUCATO	FIAT	87	113	539	561	-23	-3,9
23	BOXER	PEUGEOT	97	92	537	629	5,4	-14,6
24	3303	UAZ	79	58	503	558	36,2	-9,9
25	CRAFTER	VOLKSWAGEN	60	53	473	451	13,2	4,9

FORD TRANSIT
9 084 units **7%**



GAZelle NEXT
16 779 units **-12,7%**



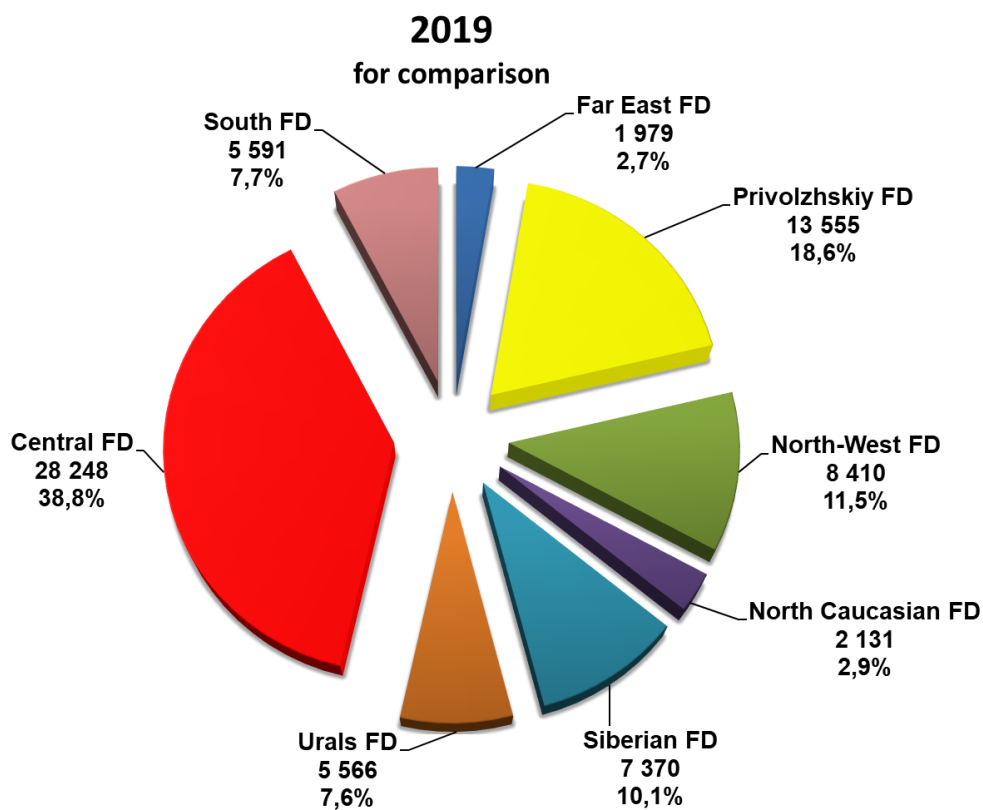
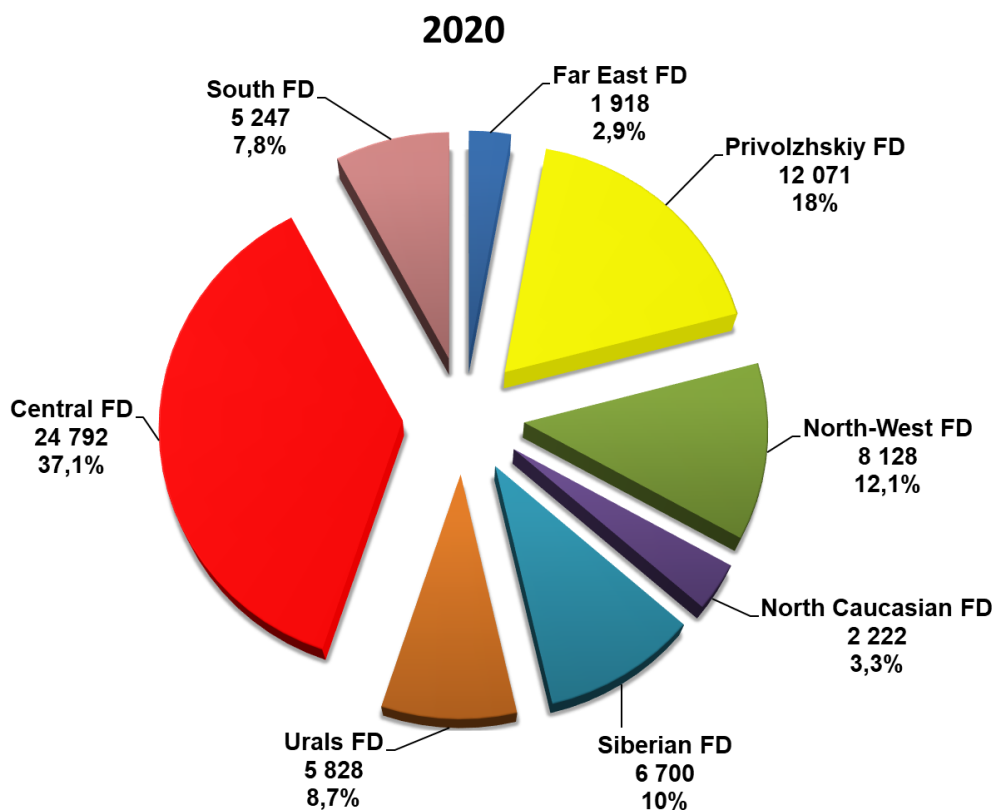
3302 GAZelle
7 139 units **-11,6%**





LIGHT COMMERCIAL VEHICLES

Structure of new LCV sales including light trucks (N1 category) and minibuses (M2 category) in Russia in 9 months 2020 by Federal District





PICKUPS

Sales of new pickups in Russia in September and 9 months 2020 by brand

Brand	September 2020	September 2019	9 months 2020	9 months 2019	Change September 2020 vs 2019, %	Change 9 months 2020 vs 2019, %
UAZ	535	410	3 602	3 695	30,5	-2,5
TOYOTA	483	244	1 798	2 092	98	-14,1
MITSUBISHI	89	130	1 449	1 291	-31,5	12,2
LADA	200	182	1 172	1 309	9,9	-10,5
VOLKSWAGEN	112	52	599	454	115,4	31,9
ISUZU	60	16	306	183	275	67,2
MERCEDES	4	22	221	211	-81,8	4,7
JAC	30	0	127	0		
DODGE	25	11	125	100	127,3	25
FIAT	14	16	73	139	-12,5	-47,5
FORD	8	7	62	44	14,3	40,9
GONOW	2	2	7	20	0	-65
CHEVROLET	1	0	2	0		
GMC	0	0	2	0		
GREAT WALL	0	0	2	0		
SUBARU	0	1	1	1	-100	0
FOTON	0	1	0	13	-100	-100
TOTAL	1 563	1 094	9 548	9 552	42,9	0,0
TOTAL Russian brands	735	592	4 774	5 004	24,2	-4,6
TOTAL foreign brands	828	502	4 774	4 548	64,9	5



PICKUPS

Top 15 model ranking of new pickup sales in Russia in September and 9 months 2020

Rank	Model	Brand	September 2020	September 2019	9 months 2020	9 months 2019	Change September 2020 vs 2019, %	Change 9 months 2020 vs 2019, %
1	2363 PICKUP	UAZ	299	410	2 058	3 695	-27,1	-44,3
2	HILUX	TOYOTA	481	238	1 758	2 054	102,1	-14,4
3	L 200	MITSUBISHI	89	130	1 449	1 291	-31,5	12,2
4	PROFI	UAZ	236	0	1 131	0		
5	2349 WIS	LADA	195	143	1 088	1 042	36,4	4,4
6	AMAROK	VOLKSWAGEN	112	52	599	454	115,4	31,9
7	D-MAX	ISUZU	60	16	306	183	275	67,2
8	2363 PROFİ	UAZ	0	0	282	0		
9	X-CLASS	MERCEDES	4	22	221	211	-81,8	4,7
10	2360 PROFİ	UAZ	0	0	131	0		
11	T6	JAC	30	0	127	0		
12	PICKUP	RAM	25	11	125	100	127,3	25
13	FULLBACK	FIAT	14	16	73	139	-12,5	-47,5
14	2346 WIS	LADA	2	39	64	246	-94,9	-74
15	F-SERIES	FORD	8	7	62	44	14,3	40,9

UAZ 2363 PICKUP

2 058 units **-44,3%**

TOYOTA HILUX

1 758 units **-14,4%**

MITSUBISHI L200

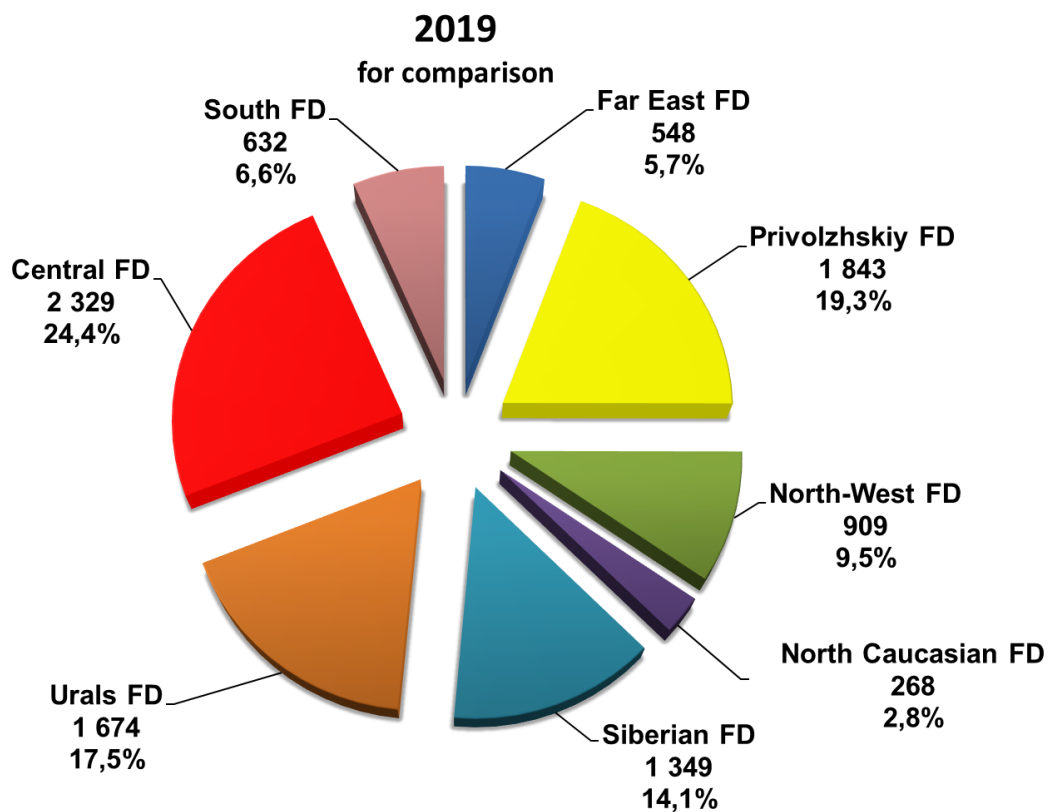
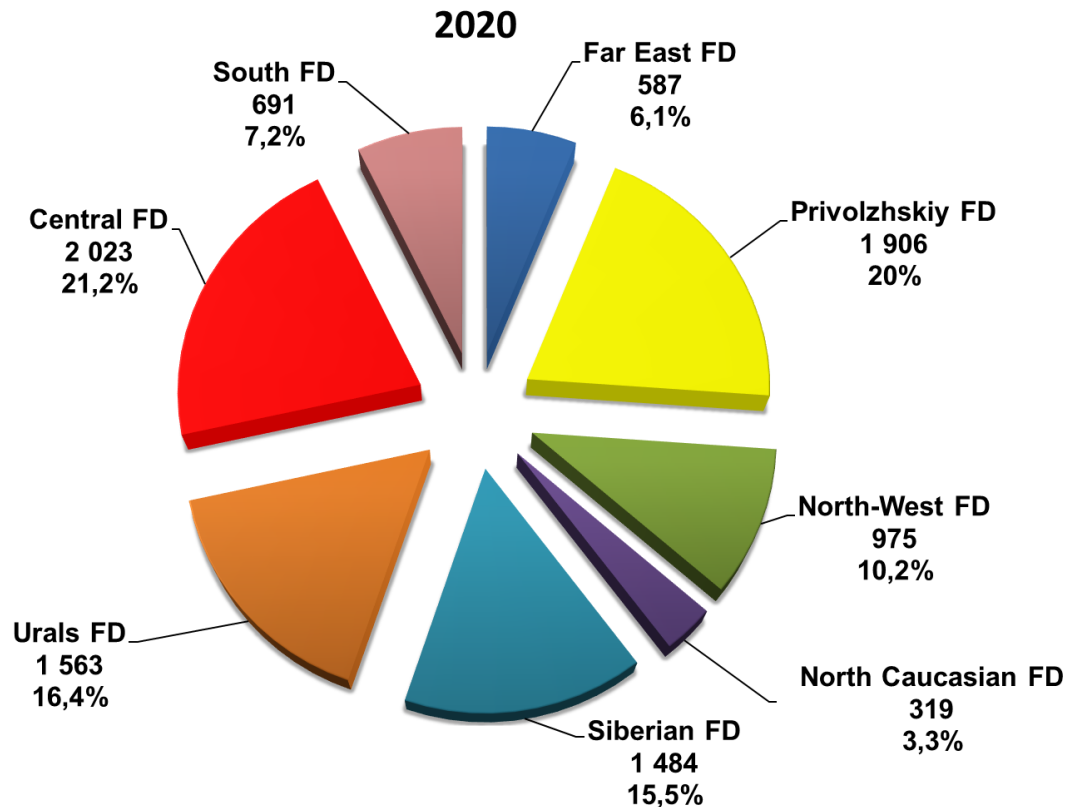
1 449 units **12,2%**





PICKUPS

Structure of sales of new pickups in Russia in 9 months 2020 by Federal District





TRUCKS

Sales of new trucks in Russia in September and 9 months 2020 by brand, inclusive of special-purpose vehicles

Brand	September 2020	September 2019	9 months 2020	9 months 2019	Change September 2020 vs 2019, %	Change 9 months 2020 vs 2019, %
KAMAZ	2 803	1 909	19 655	19 396	46,8	1,3
GAZ	706	853	5 860	6 783	-17,2	-13,6
SCANIA	561	288	2 916	3 316	94,8	-12,1
VOLVO	270	374	2 588	3 939	-27,8	-34,3
URAL	280	184	2 307	1 781	52,2	29,5
MAN	266	408	2 302	3 066	-34,8	-24,9
MERCEDES	308	349	2 291	2 622	-11,7	-12,6
ISUZU	162	259	2 061	2 141	-37,5	-3,7
MAZ	269	224	1 799	2 067	20,1	-13
DAF	139	190	1 169	1 597	-26,8	-26,8
SHAANXI	203	134	1 085	839	51,5	29,3
HYUNDAI	174	117	1 010	1 077	48,7	-6,2
HINO	103	102	696	827	1	-15,8
MAZ MAN	85	56	563	647	51,8	-13
RENAULT	81	138	509	733	-41,3	-30,6
FAW	98	24	507	250	308,3	102,8
JAC	118	38	430	358	210,5	20,1
FUSO	64	39	374	442	64,1	-15,4
HOWO	72	81	311	329	-11,1	-5,5
IVECO	26	71	273	668	-63,4	-59,1
FORD	26	28	219	122	-7,1	79,5
IVECO AMT	15	32	213	183	-53,1	16,4
FOTON	28	16	166	173	75	-4
XU GONG	7	5	87	67	40	29,9
DAEWOO	9	1	55	41	800	34,1
NEFAZ	7	7	53	68	0	-22,1
SANY	3	3	52	18	0	188,9
TATRA	4	1	29	22	300	31,8
ZOOMLION	2	2	26	20	0	30
LIEBHERR	5	3	15	15	66,7	0
ZIL	1	6	11	51	-83,3	-78,4
C&C	0	0	3	8		-62,5
DAYUN	1	1	3	5	0	-40
TEREX-DEMAG	0	0	3	3		0
GROVE	0	1	2	4	-100	-50
NISSAN	1	0	2	3		-33,3
TADANO	1	0	2	3		-33,3
YUEJIN	0	0	2	0		
AMUR	1	1	1	1	0	0
MZKT	1	0	1	2		-50
TONAR	0	0	1	19		-94,7



TRUCKS

Brand	September 2020	September 2019	9 months 2020	9 months 2019	Change September 2020 vs 2019, %	Change 9 months 2020 vs 2019, %
DONGFENG	0	0	0	14		-100
TATA	0	0	0	2		-100
TOTAL	6 900	5 945	49 652	53 722	16,1	-7,6
TOTAL Russian brands	3 798	2 960	27 887	28 080	28,3	-0,7
TOTAL foreign brands	3 102	2 985	21 765	25 642	3,9	-15,1

Sales of new trucks in Russia in September and 9 months 2020 by type

Type	September 2020	September 2019	9 months 2020	9 months 2019	Market share September 2020, %	Market share September 2019, %	Market share 9 months 2020, %	Market share 9 months 2019, %
Truck-tractor	1 883	2 031	13 435	18 491	27,3	34,2	27,1	34,4
Other special equipment	2 289	658	12 368	6 061	33,2	11,1	24,9	11,3
Dump truck	1 063	1 154	8 619	9 985	15,4	19,4	17,4	18,6
Other truck types	403	492	4 264	5 076	5,8	8,3	8,6	9,5
Drop-side flat bed	517	536	3887	4651	7,5	9,0	7,8	8,7
Van	345	422	2591	3551	5,0	7,1	5,2	6,6
Tanker	89	247	1 306	1 928	1,3	4,2	2,6	3,6
Refrigerator	146	197	1361	1825	2,1	3,3	2,7	3,4
Autocrane	110	118	1319	1358	1,6	2,0	2,7	2,5
Mobile repair shop	16	44	222	337	0,2	0,7	0,5	0,6
Refueler	36	41	228	417	0,5	0,7	0,5	0,8
Ambulance	0	0	25	12	0,0	0,0	0,1	0,0
Autoloader	1	4	13	24	0,0	0,1	0,0	0,0
Miscellaneous	2	1	14	6	0,0	0,0	0,0	0,0
TOTAL	6900	5945	49652	53722	100	100	100	100



TRUCKS

Top 25 model ranking of new truck sales in Russia in September and 9 months 2020

Rank	Model	Brand	September 2020	September 2019	9 months 2020	9 months 2019	Change September 2020 vs 2019, %	Change 9 months 2020 vs 2019, %
1	43118 6X6	KAMAZ	542	485	4 707	4 564	11,8	3,1
2	GAZON NEXT	GAZ	621	587	4 496	4 635	5,8	-3
3	65115 6X4	KAMAZ	571	406	3 952	4 226	40,6	-6,5
4	5490 4X2	KAMAZ	770	411	3 503	3 828	87,3	-8,5
5	6520 6X4	KAMAZ	341	177	2 560	2 131	92,7	20,1
6	ACTROS	MERCEDES	249	339	2 107	2 538	-26,5	-17
7	SERIES FH 4X2	VOLVO	153	218	1 332	2 122	-29,8	-37,2
8	4320 6X6	URAL	145	93	1 312	1 026	55,9	27,9
9	XF 105 FT 4X2	DAF	110	175	1 024	1 423	-37,1	-28
10	SERIES R 4X2	SCANIA	352	99	960	782	255,6	22,8
11	43253 4X2	KAMAZ	96	107	835	904	-10,3	-7,6
12	TGX 18.XXX 4X2	MAN	110	174	809	1 506	-36,8	-46,3
13	NQR	ISUZU	52	79	744	789	-34,2	-5,7
14	MIGHTY	HYUNDAI	128	83	723	823	54,2	-12,2
15	NPR	ISUZU	55	63	688	661	-12,7	4,1
16	53605 4X2	KAMAZ	72	66	636	649	9,1	-2
17	5557 6X6	URAL	101	47	617	444	114,9	39
18	SX 325 6X4	SHAANXI	99	81	580	493	22,2	17,6
19	3307	GAZ	26	121	561	1 084	-78,5	-48,2
20	3308 SADKO	GAZ	55	96	542	494	-42,7	9,7
21	6312 6X4	MAZ-MAN	76	56	536	604	35,7	-11,3
22	SERIES G 4X2	SCANIA	49	55	450	744	-10,9	-39,5
23	T-SERIES	RENAULT	67	101	404	495	-33,7	-18,4
24	CANTER	FUSO	64	39	374	442	64,1	-15,4
25	STRALIS	IVECO	22	46	202	507	-52,2	-60,2

KAMAZ 43118 6X6

4 707 units **3,1%**

GAZ GAZON NEXT

4 496 units **-3%**

KAMAZ 65115 6X4

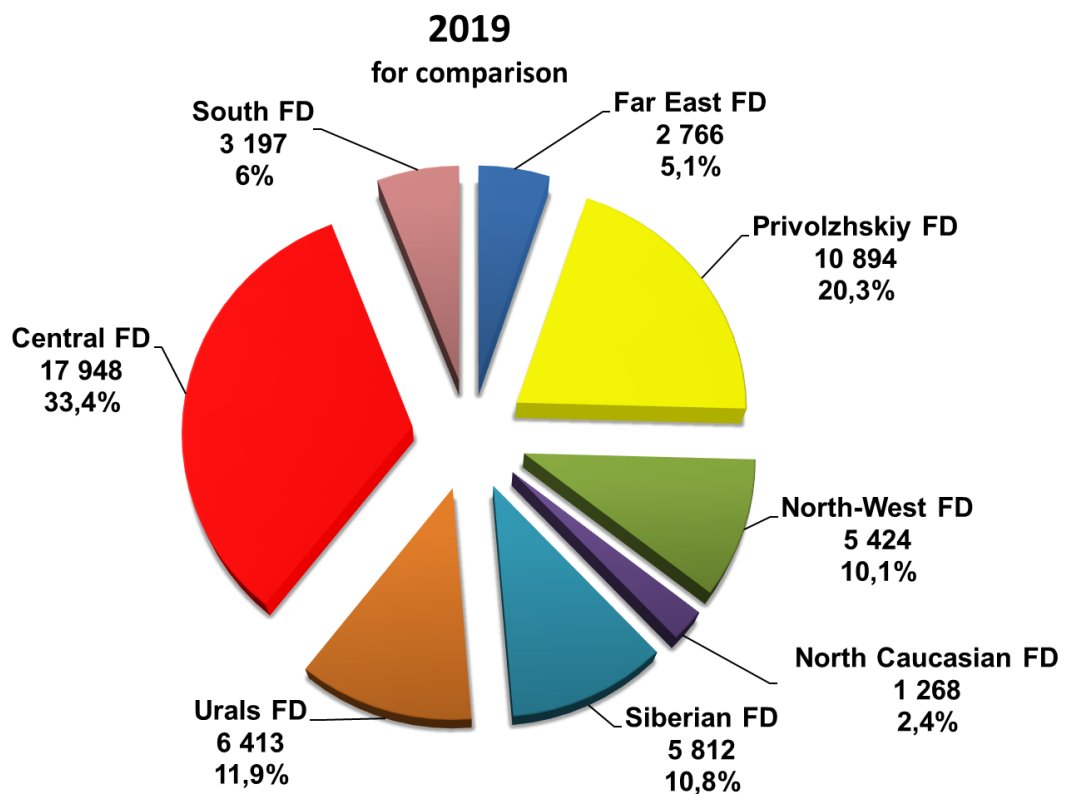
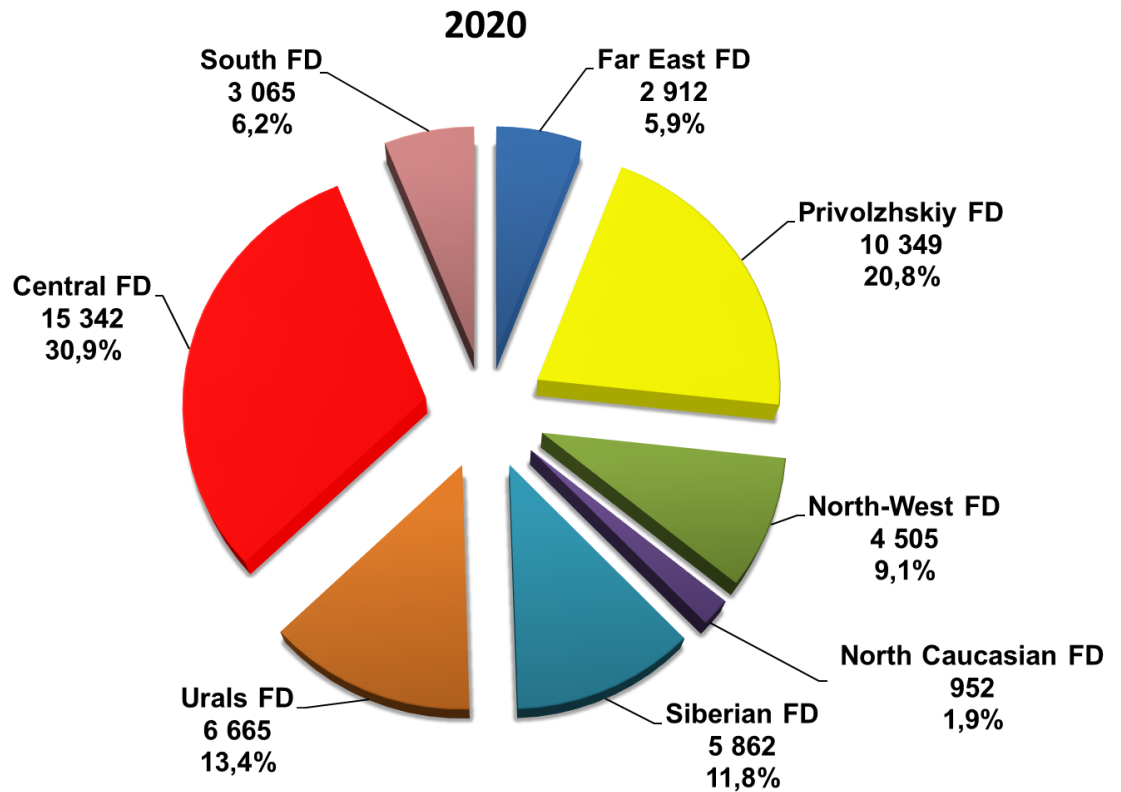
3 952 units **-6,5%**





TRUCKS

Structure of sales of new truck in Russia in 9 months 2020 by Federal District





BUSES

Sales of new buses in Russia in September and 9 months 2020 by brand

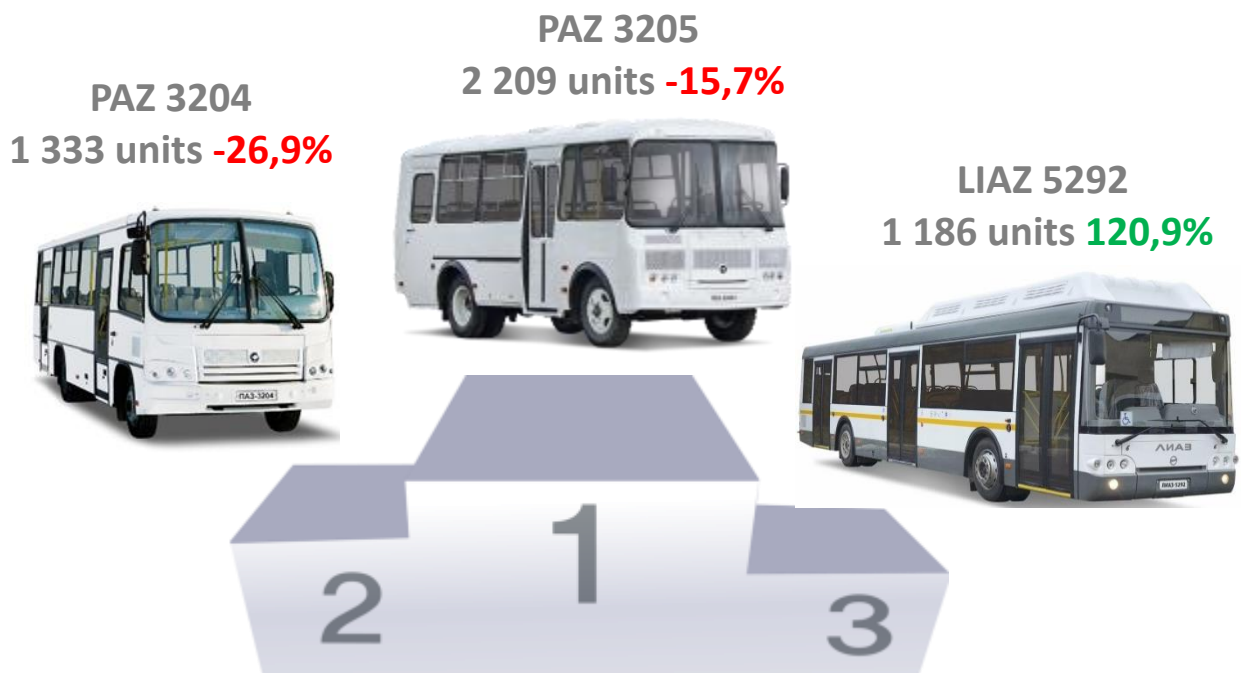
Brand	September 2020	September 2019	9 months 2020	9 months 2019	Change September 2020 vs 2019, %	Change 9 months 2020 vs 2019, %
PAZ	608	693	4 410	5 690	-12,3	-22,5
LIAZ	118	204	1 688	1 094	-42,2	54,3
NEFAZ	162	117	1 144	990	38,5	15,6
MAZ	44	5	469	203	780	131
URAL	26	21	239	164	23,8	45,7
KAVZ	34	59	229	279	-42,4	-17,9
YUTONG	11	41	202	402	-73,2	-49,8
MAN	1	1	122	15	0	713,3
SIMAZ	25	21	121	122	19	-0,8
VOLZHANIN	4	38	75	316	-89,5	-76,3
HIGER	10	16	69	162	-37,5	-57,4
GOLDEN DRAGON	4	2	63	47	100	34
LOTOS	2	0	50	29		72,4
NEMAN	3	4	50	48	-25	4,2
ZHONGTONG	3	2	40	112	50	-64,3
KING LONG (KLM)	2	9	27	111	-77,8	-75,7
IRISBUS	0	0	25	20		25
ANKAI	0	0	7	0		
MERCEDES	0	0	7	5		40
SCANIA	2	3	6	17	-33,3	-64,7
HYUNDAI	1	1	5	14	0	-64,3
DAEWOO	0	0	1	0		
FLEETWOOD	0	0	1	0		
TOYOTA	0	0	1	0		
VITOVIT	0	0	1	0		
ASIA	0	0	0	1		-100
HUAXIA	0	0	0	2		-100
TOTAL	1 060	1 237	9 052	9 843	-14,3	-8
TOTAL Russian brands	979	1 153	7 956	8 684	-15,1	-8,4
TOTAL foreign brands	81	84	1 096	1 159	-3,6	-5,4



BUSES

Top 25 model ranking of new bus sales in Russia in September and 9 months 2020

Rank	Model	Brand	September 2020	September 2019	9 months 2020	9 months 2019	Change September 2020 vs 2019, %	Change 9 months 2020 vs 2019, %
1	3205	PAZ	187	263	2 209	2 620	-28,9	-15,7
2	3204	PAZ	301	281	1 333	1 824	7,1	-26,9
3	5292	LIAZ	76	100	1 186	537	-24	120,9
4	5299, 5297 4X2	NEFAZ, KAMAZ	148	110	1 055	875	34,5	20,6
5	4234	PAZ	104	106	686	836	-1,9	-17,9
6	4292	LIAZ	15	0	363	106		242,5
7	3255 4320 6X6	URAL	26	21	239	164	23,8	45,7
8	4238	KAVZ	13	29	184	191	-55,2	-3,7
9	203	MAZ	10	1	156	7	900	2128,6
10	2258	SIMAZ	25	21	121	122	19	-0,8
11	6119	YUTONG	4	28	118	299	-85,7	-60,5
12	3206	PAZ	4	14	114	244	-71,4	-53,3
13	LIONS COACH	MAN	0	0	108	12		800
14	206 - 226	MAZ	3	0	108	98		10,2
15	21512169	MAZ	20	0	102	0		
16	103	MAZ	10	2	85	87	400	-2,3
17	4208, 4310 6X6	NEFAZ, KAMAZ	11	5	67	81	120	-17,3
18	3203	PAZ	12	29	67	165	-58,6	-59,4
19	6213	LIAZ	17	95	61	375	-82,1	-83,7
20	KLQ-SERIES	HIGER	5	11	50	106	-54,5	-52,8
21	4202	NEMAN	3	4	50	48	-25	4,2
22	XML	GOLDEN DRAGON	1	2	42	28	-50	50
23	105	LOTOS	0	0	41	1		4000
24	LCK-SERIES	ZHONGTONG	3	2	40	112	50	-64,3
25	5285 4X2	VOLZHANIN, SCANIA	3	10	38	21	-70	81





BUSES

Structure of new bus sales in Russia in 9 months 2020 by Federal District

