



## PRESS-RELEASE

14 FEBRUARY 2019

**In January 2019 года sales of new MOTOR VEHICLES in Russia, based on registration data, decreased by 2.1% to 106 121 vehicles, of which:**

- Passenger cars – 92 743 units, down 2.4% vs. January 2018.
- Light commercial vehicles including light trucks (N1 category, without pickups) and minibuses (M2 category) – 6 578 units, down 0.4% vs. January 2018.
- Pickups – 966 units, up 3.4% vs. January 2018.
- Trucks (except N1 category) – 5 053 units, up 5.5% vs. January 2018.
- Buses (except M2 category) – 781 units, down 25.6% vs. January 2018.

### COMMENT:

Alexander Kovrigin, Deputy Managing Director of ASM Holding, commented:

The leaders of sales on the car market in January 2019 were foreign models produced in Russia. These are mainly vehicles priced at less than one million roubles. I believe that this trend formed in the situation of a low purchasing capacity of consumers will keep on also in the coming months of 2019.

Sales of passenger cars in January 2019 decreased by 2.4% as compared to January 2018. I think that decline of the car market will continue through February 2019.

Sales volume on the market of new LCVs during the first month of 2019 has decreased at a slight extent, only by 0.4%. Sales of pickup trucks at the same time increased by 3.4%. A slack demand for LCVs is mainly due to the fact that small businesses are virtually not developing in Russia.

The truck market in January 2019 showed growth by 5.5% in comparison with January 2018, and we foresee the annual growth of truck sales by 2.9%.

A fall on the bus market (down 25.6%) is due to a jump of bus sales at the end of 2018. The total growth of bus sales in 2019 is expected at the level of 2.8% provided that governmental purchases and other state measures to support vehicle manufacturers are continuing.

### OUR CONTACTS:

#### ASM Holding, OAO

21/5, Kuznetsky Most St., 107996, Moscow, Russia

Tel: +7 (495) 625-51-79, +7 (495) 626-04-71

e-mail: [inf@asm-holding.ru](mailto:inf@asm-holding.ru)

#### Association of Russian Automakers (OAR)

23, Avtozavodskaya St., bldg 15, office 701, 115280, Moscow, Russia

Tel: +7 (495) 620 45 79

e-mail: [info\\_oar@mail.ru](mailto:info_oar@mail.ru)



Developed by specialists of  
AVTOSTAT-INFO



# PASSENGER CARS

## Sales of new passenger cars in Russia in January 2019 by brand

Brand	January 2019	January 2018	1 month 2019	1 month 2018	Change January 2019 vs 2018, %	Change 1 month 2019 vs 2018, %
LADA	22 302	19 629	22 302	19 629	13,6	13,6
KIA	11 120	12 818	11 120	12 818	-13,2	-13,2
HYUNDAI	9 589	9 792	9 589	9 792	-2,1	-2,1
RENAULT	8 282	8 332	8 282	8 332	-0,6	-0,6
TOYOTA	5 936	5 594	5 936	5 594	6,1	6,1
VOLKSWAGEN	5 239	4 912	5 239	4 912	6,7	6,7
NISSAN	4 726	5 270	4 726	5 270	-10,3	-10,3
SKODA	4 432	4 163	4 432	4 163	6,5	6,5
MITSUBISHI	2 617	1 908	2 617	1 908	37,2	37,2
BMW	2 169	1 919	2 169	1 919	13	13
MAZDA	1 947	2 060	1 947	2 060	-5,5	-5,5
MERCEDES	1 909	2 017	1 909	2 017	-5,4	-5,4
CHEVROLET	1 822	2 418	1 822	2 418	-24,6	-24,6
FORD	1 603	3 155	1 603	3 155	-49,2	-49,2
DATSUN	1 316	1 546	1 316	1 546	-14,9	-14,9
LEXUS	1 309	1 362	1 309	1 362	-3,9	-3,9
UAZ	881	959	881	959	-8,1	-8,1
AUDI	863	847	863	847	1,9	1,9
VOLVO	473	382	473	382	23,8	23,8
LANDROVER	466	420	466	420	11	11
SUBARU	446	531	446	531	-16	-16
GEELY	350	116	350	116	201,7	201,7
HAVAL	328	154	328	154	113	113
LIFAN	328	831	328	831	-60,5	-60,5
INFINITI	244	321	244	321	-24	-24
SUZUKI	238	331	238	331	-28,1	-28,1
CHERY	233	276	233	276	-15,6	-15,6
HONDA	206	343	206	343	-39,9	-39,9
PORSCHE	204	250	204	250	-18,4	-18,4
JAGUAR	140	119	140	119	17,6	17,6
ZOTYE	136	131	136	131	3,8	3,8
JEEP	121	62	121	62	95,2	95,2
PEUGEOT	111	229	111	229	-51,5	-51,5
MINI	101	110	101	110	-8,2	-8,2
GENESIS	84	0	84	0		
CADILLAC	73	63	73	63	15,9	15,9
DONGFENG	68	50	68	50	36	36
FAW	60	29	60	29	106,9	106,9



# PASSENGER CARS

Brand	January 2019	January 2018	1 month 2019	1 month 2018	Change January 2019 vs 2018, %	Change 1 month 2019 vs 2018, %
CITROEN	52	190	52	190	-72,6	-72,6
SMART	45	17	45	17	164,7	164,7
FIAT	28	1	28	1	2700	2700
GREAT WALL	24	162	24	162	-85,2	-85,2
JAC	24	1	24	1	2300	2300
BENTLEY	20	22	20	22	-9,1	-9,1
CHANGAN	16	77	16	77	-79,2	-79,2
HAWTAI	13	0	13	0		
BRILLIANCE	11	3	11	3	266,7	266,7
MASERATI	10	20	10	20	-50	-50
RAVON	7	890	7	890	-99,2	-99,2
ROLLS ROYCE	7	3	7	3	133,3	133,3
LAMBORGHINI	5	0	5	0		
TESLA	3	0	3	0		
FOTON	2	14	2	14	-85,7	-85,7
SSANGYONG	2	25	2	25	-92	-92
ASTON MARTIN	1	0	1	0		
BAW	1	0	1	0		
CHRYSLER	0	5	0	5	-100	-100
DAEWOO	0	124	0	124	-100	-100
DERWAYS	0	2	0	2	-100	-100
DODGE	0	1	0	1	-100	-100
LINCOLN	0	1	0	1	-100	-100
<b>TOTAL</b>	<b>92 743</b>	<b>95 007</b>	<b>92 743</b>	<b>95 007</b>	<b>-2,4</b>	<b>-2,4</b>
<b>TOTAL Russian brands</b>	<b>23 183</b>	<b>20 588</b>	<b>23 183</b>	<b>20 588</b>	<b>12,6</b>	<b>12,6</b>
<b>TOTAL foreign brands</b>	<b>69 560</b>	<b>74 419</b>	<b>69 560</b>	<b>74 419</b>	<b>-6,5</b>	<b>-6,5</b>

## Sales of new passenger cars in Russia in January 2019 by class

Class	January 2019	January 2018	1 month 2019	1 month 2018	Market share January 2019, %	Market share 1 month 2019, %	Change January 2019 vs 2018, %	Change 1 month 2019 vs 2018, %
A	265	498	265	498	0,3	0,3	-46,8	-46,8
B	17 008	18 284	17 008	18 284	18,3	18,3	-7,0	-7,0
B+	9 235	7 860	9 235	7 860	10,0	10,0	17,5	17,5
C	12 490	13 843	12 490	13 843	13,5	13,5	-9,8	-9,8
D	2 686	2 805	2 686	2 805	2,9	2,9	-4,2	-4,2
E	3 255	2 988	3 255	2 988	3,5	3,5	8,9	8,9
F+S	438	346	438	346	0,5	0,5	26,6	26,6
Minivan	2 855	2 423	2 855	2 423	3,1	3,1	17,8	17,8
SUV	44 510	45 956	44 510	45 956	48,0	48,0	-3,2	-3,2
Not identified	1	4	1	4			-75,0	-75,0
<b>TOTAL</b>	<b>92 743</b>	<b>95 007</b>	<b>92 743</b>	<b>95 007</b>	<b>100,0</b>	<b>100,0</b>	<b>-2,4</b>	<b>-2,4</b>



# PASSENGER CARS

## Top 25 model ranking of new passenger car sales in Russia in January 2019

Rank	Model	Brand	January 2019	January 2018	1 month 2019	1 month 2018	Change January 2019 vs 2018, %	Change 1 month 2019 vs 2018, %
1	VESTA	LADA	7 398	5 847	7 398	5 847	26,5	26,5
2	GRANTA	LADA	7 225	5 590	7 225	5 590	29,2	29,2
3	RIO	KIA	4 929	5 987	4 929	5 987	-17,7	-17,7
4	CRETA	HYUNDAI	3 918	4 479	3 918	4 479	-12,5	-12,5
5	SOLARIS	HYUNDAI	3 220	2 702	3 220	2 702	19,2	19,2
6	POLO	VOLKSWAGEN	2 844	2 758	2 844	2 758	3,1	3,1
7	LARGUS	LADA	2 762	2 297	2 762	2 297	20,2	20,2
8	DUSTER	RENAULT	2 625	2 822	2 625	2 822	-7	-7
9	LOGAN	RENAULT	2 009	1 834	2 009	1 834	9,5	9,5
10	CAMRY	TOYOTA	1 995	1 620	1 995	1 620	23,1	23,1
11	XRAY	LADA	1 910	1 880	1 910	1 880	1,6	1,6
12	SPORTAGE	KIA	1 849	2 706	1 849	2 706	-31,7	-31,7
13	RAV4	TOYOTA	1 837	1 730	1 837	1 730	6,2	6,2
14	KAPTUR	RENAULT	1 819	1 746	1 819	1 746	4,2	4,2
15	RAPID	SKODA	1 809	2 043	1 809	2 043	-11,5	-11,5
16	NIVA	CHEVROLET	1 789	1 950	1 789	1 950	-8,3	-8,3
17	SANDERO	RENAULT	1 782	1 854	1 782	1 854	-3,9	-3,9
18	2121	LADA	1 707	1 551	1 707	1 551	10,1	10,1
19	TIGUAN	VOLKSWAGEN	1 639	1 520	1 639	1 520	7,8	7,8
20	QASHQAI	NISSAN	1 493	1 409	1 493	1 409	6	6
21	TUCSON	HYUNDAI	1 373	918	1 373	918	49,6	49,6
22	OCTAVIA	SKODA	1 369	1 150	1 369	1 150	19	19
23	X-TRAIL	NISSAN	1 343	1 538	1 343	1 538	-12,7	-12,7
24	CX-5	MAZDA	1 314	1 423	1 314	1 423	-7,7	-7,7
25	OUTLANDER	MITSUBISHI	1 254	1 130	1 254	1 130	11	11

### LADA VESTA

7 398 units **26,5%**

### LADA GRANTA

7 225 units **29,2%**

### KIA RIO

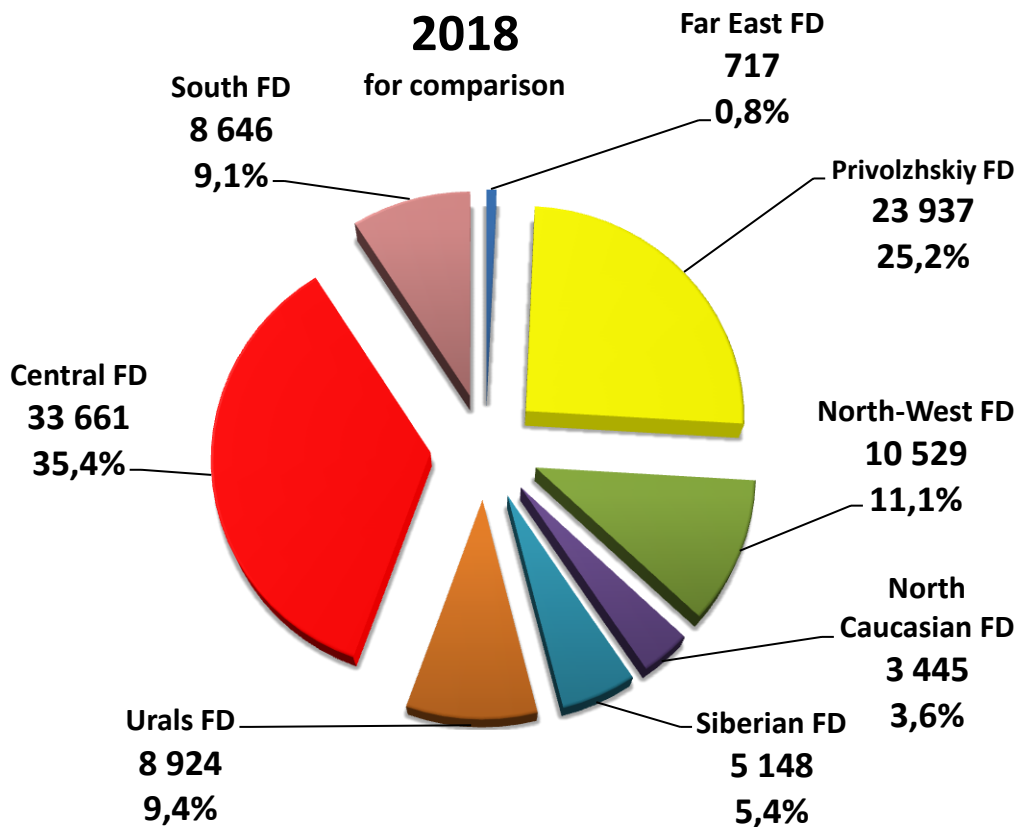
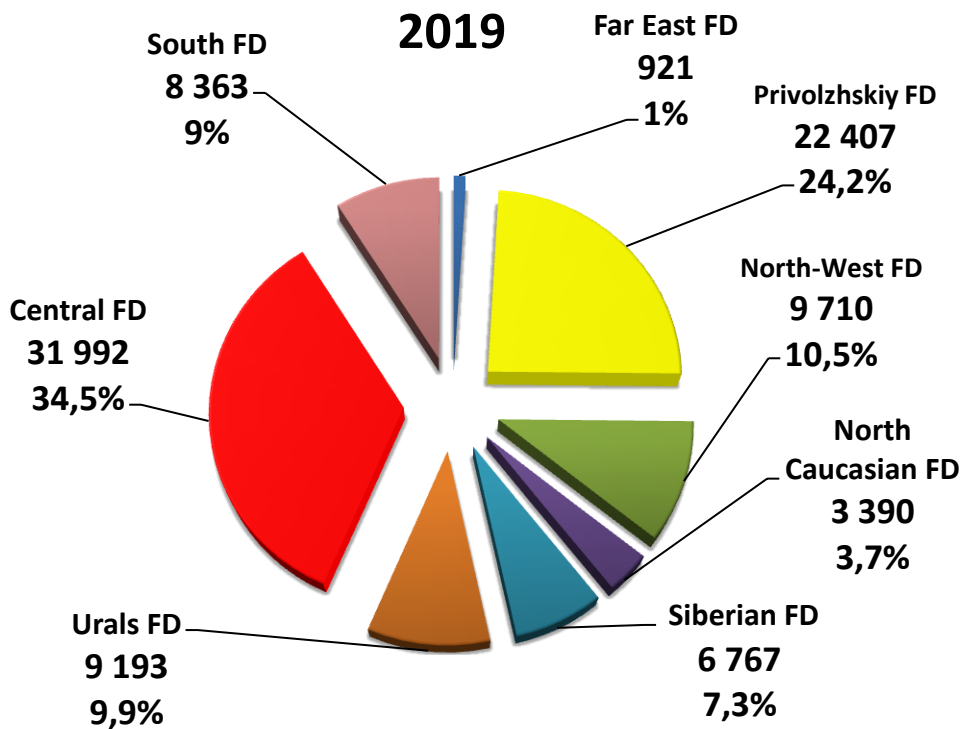
4 929 units **-17,7%**





# PASSENGER CARS

Structure of new car sales in Russia  
in January 2019 by Federal District





# LIGHT COMMERCIAL VEHICLES

Sales of new light commercial vehicles in Russia  
Including light trucks (N1 category) and minibuses (M2 category)  
in January 2019 by brand

Brand	January 2019	January 2018	1 month 2019	1 month 2018	Change January 2019 vs 2018, %	Change 1 month 2019 vs 2018, %
GAZ	3 114	2 904	3 114	2 904	7,2	7,2
UAZ	1 195	1 401	1 195	1 401	-14,7	-14,7
FORD	665	498	665	498	33,5	33,5
VOLKSWAGEN	400	351	400	351	14	14
LADA	326	351	326	351	-7,1	-7,1
MERCEDES	276	463	276	463	-40,4	-40,4
PEUGEOT	152	168	152	168	-9,5	-9,5
HYUNDAI	101	52	101	52	94,2	94,2
RENAULT	100	123	100	123	-18,7	-18,7
IVECO	97	55	97	55	76,4	76,4
CITROEN	96	119	96	119	-19,3	-19,3
FIAT	47	106	47	106	-55,7	-55,7
KIA	3	8	3	8	-62,5	-62,5
TOYOTA	2	3	2	3	-33,3	-33,3
DAIHATSU	1	0	1	0		
MITSUBISHI	1	0	1	0		
TAGAZ	1	0	1	0		
YUEJIN	1	0	1	0		
DONGFENG	0	1	0	1	-100	-100
NISSAN	0	1	0	1	-100	-100
<b>TOTAL</b>	<b>6 578</b>	<b>6 604</b>	<b>6 578</b>	<b>6 604</b>	<b>-0,4</b>	<b>-0,4</b>
<b>TOTAL Russian brands</b>	<b>4 636</b>	<b>4 656</b>	<b>4 636</b>	<b>4 656</b>	<b>-0,4</b>	<b>-0,4</b>
<b>TOTAL foreign brands</b>	<b>1 942</b>	<b>1 948</b>	<b>1 942</b>	<b>1 948</b>	<b>-0,3</b>	<b>-0,3</b>



# LIGHT COMMERCIAL VEHICLES

Top 25 model ranking of new LCV sales including light trucks (N1 category) and minibuses (M2 category) in Russia, in January 2019

Rank	Model	Brand	January 2019	January 2018	1 month 2019	1 month 2018	Change January 2019 vs 2018, %	Change 1 month 2019 vs 2018, %
1	GAZelle NEXT	GAZ	1 648	1 564	1 648	1 564	5,4	5,4
2	TRANSIT	FORD	656	496	656	496	32,3	32,3
3	3909	UAZ	532	319	532	319	66,8	66,8
4	3221 GAZelle	GAZ	485	164	485	164	195,7	195,7
5	3302 GAZelle	GAZ	485	563	485	563	-13,9	-13,9
6	LARGUS FURGON	LADA	326	351	326	351	-7,1	-7,1
7	PROFI	UAZ	182	183	182	183	-0,5	-0,5
8	2752 SOBOL	GAZ	180	211	180	211	-14,7	-14,7
9	2705 GAZelle	GAZ	162	189	162	189	-14,3	-14,3
10	SPRINTER	MERCEDES	153	350	153	350	-56,3	-56,3
11	3741	UAZ	146	537	146	537	-72,8	-72,8
12	CARAVELLE	VOLKSWAGEN	146	159	146	159	-8,2	-8,2
13	2206	UAZ	135	101	135	101	33,7	33,7
14	3962	UAZ	127	173	127	173	-26,6	-26,6
15	2217 SOBOL	GAZ	124	177	124	177	-29,9	-29,9
16	CADDY	VOLKSWAGEN	106	71	106	71	49,3	49,3
17	DOKKER	RENAULT	99	98	99	98	1	1
18	H 1 H 100 STAREX	HYUNDAI	91	31	91	31	193,5	193,5
19	V-CLASS	MERCEDES	86	80	86	80	7,5	7,5
20	DAILY	IVECO	83	55	83	55	50,9	50,9
21	MULTIVAN	VOLKSWAGEN	70	50	70	50	40	40
22	TRAVELLER	PEUGEOT	69	22	69	22	213,6	213,6
23	3303	UAZ	53	65	53	65	-18,5	-18,5
24	JUMPER	CITROEN	50	91	50	91	-45,1	-45,1
25	DUCATO	FIAT	47	106	47	106	-55,7	-55,7

## GAZelle NEXT

1 648 units **5,4%**

## FORD TRANSIT

656 units **32,3%**

## UAZ 3909

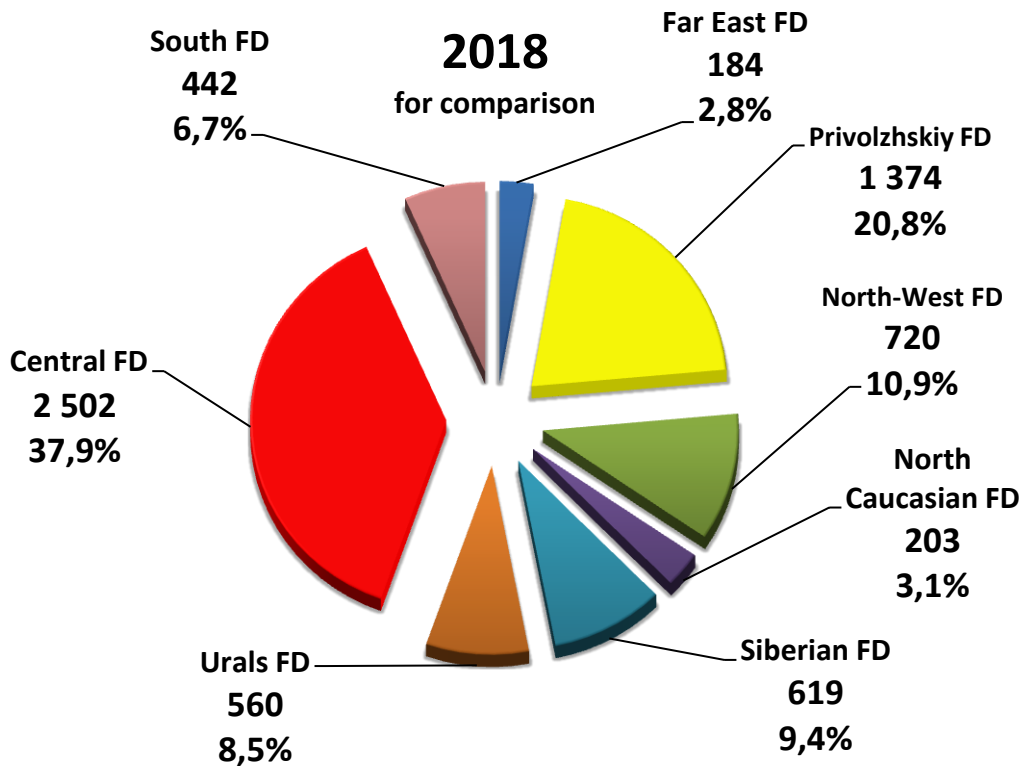
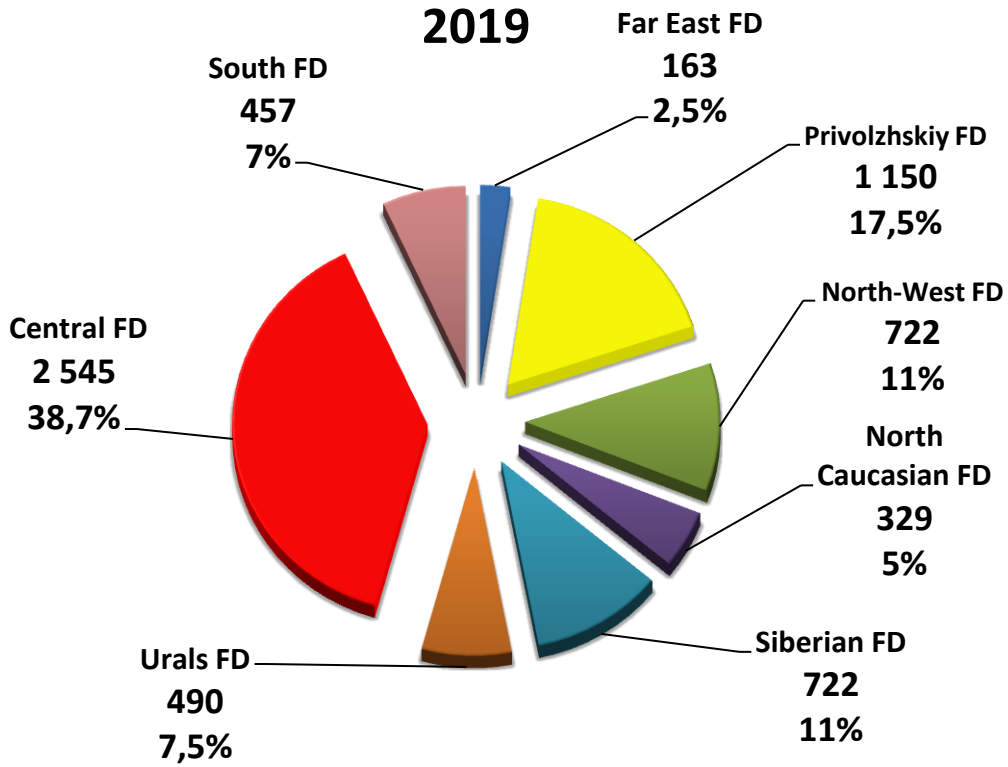
532 units **66,8%**





# LIGHT COMMERCIAL VEHICLES

Structure of new LCV sales including light trucks (N1 category) and minibuses (M2 category) in Russia in January 2019 by Federal District







# PICKUPS

## Sales of new pickups in Russia in January 2019 by brand

Brand	January 2019	January 2018	1 month 2019	1 month 2018	Change January 2019 vs 2018, %	Change 1 month 2019 vs 2018, %
UAZ	370	401	370	401	-7,7	-7,7
TOYOTA	184	226	184	226	-18,6	-18,6
MITSUBISHI	175	129	175	129	35,7	35,7
LADA	136	93	136	93	46,2	46,2
VOLKSWAGEN	44	46	44	46	-4,3	-4,3
FIAT	16	24	16	24	-33,3	-33,3
ISUZU	14	3	14	3	366,7	366,7
MERCEDES	12	0	12	0		
RAM	9	6	9	6	50	50
FOTON	4	0	4	0		
GONOW	2	0	2	0		
FORD	0	5	0	5	-100	-100
SUBARU	0	1	0	1	-100	-100
<b>TOTAL</b>	<b>966</b>	<b>934</b>	<b>966</b>	<b>934</b>	<b>3,4</b>	<b>3,4</b>
<b>TOTAL Russian brands</b>	<b>506</b>	<b>494</b>	<b>506</b>	<b>494</b>	<b>2,4</b>	<b>2,4</b>
<b>TOTAL foreign brands</b>	<b>460</b>	<b>440</b>	<b>460</b>	<b>440</b>	<b>4,5</b>	<b>4,5</b>



# PICKUPS

## Top 15 model ranking of new pickup sales in Russia in January 2019

Rank	Model	Brand	January 2019	January 2018	1 month 2019	1 month 2018	Change January 2019 vs 2018, %	Change 1 month 2019 vs 2018, %
1	2363 PICKUP	UAZ	370	401	370	401	-7,7	-7,7
2	HILUX	TOYOTA	181	222	181	222	-18,5	-18,5
3	L200	MITSUBISHI	175	129	175	129	35,7	35,7
4	2349 WIS	LADA	97	87	97	87	11,5	11,5
5	AMAROK	VOLKSWAGEN	44	46	44	46	-4,3	-4,3
6	2346 WIS	LADA	30	6	30	6	400	400
7	FULLBACK	FIAT	16	24	16	24	-33,3	-33,3
8	D-MAX	ISUZU	14	3	14	3	366,7	366,7
9	X-CLASS	MERCEDES	12	0	12	0		
10	PICKUP	RAM	9	6	9	6	50	50
11	2347 WIS	LADA	9	0	9	0		
12	TUNLAND	FOTON	4	0	4	0		
13	TROY	GONOW	2	0	2	0		
14	TUNDRA	TOYOTA	2	4	2	4	-50	-50
15	TACOMA	TOYOTA	1	0	1	0		

### UAZ 2363 PICKUP

370 units **-7,7%**

### TOYOTA HILUX

181 units **-18,5%**

### MITSUBISHI L200

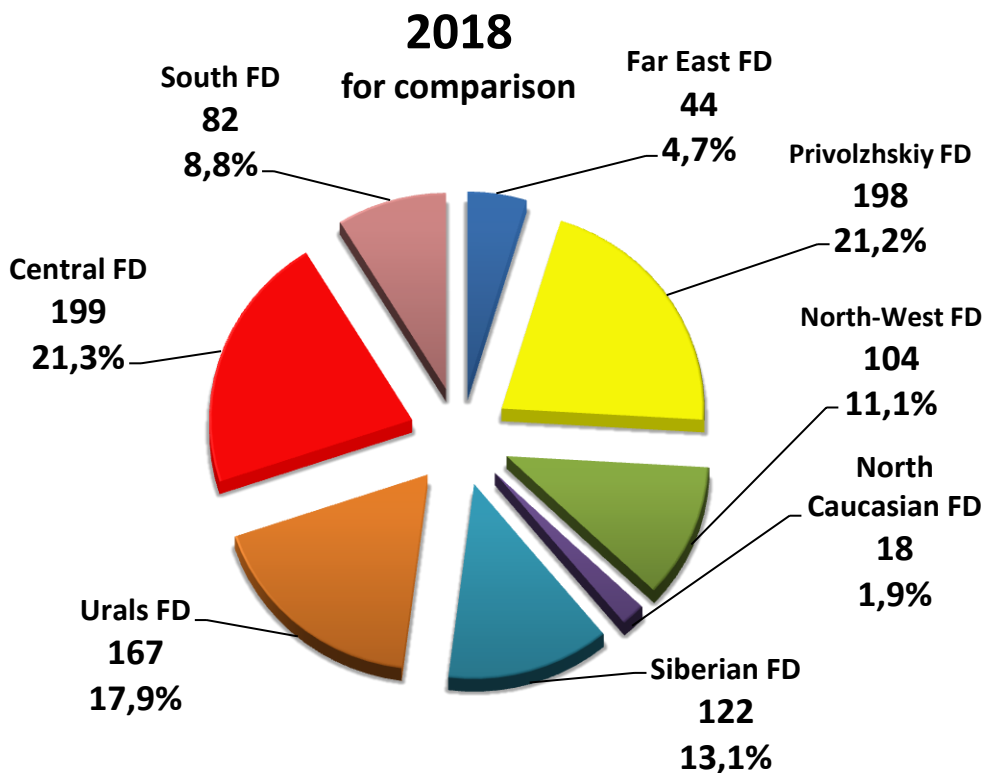
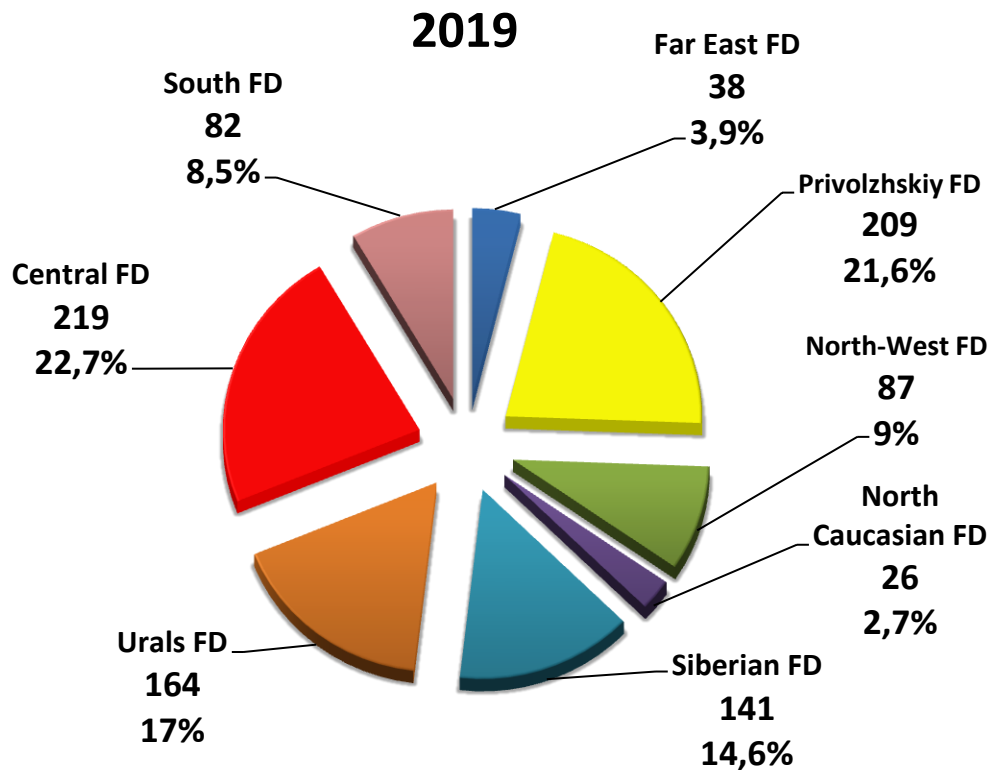
175 units **35,7%**





# PICKUPS

## Structure of sales of new pickups in Russia in January 2019 by Federal District





# TRUCKS

## Sales of new trucks in Russia in January 2019 by brand

Brand	January 2019	January 2018	1 month 2019	1 month 2018	Change January 2019 vs 2018, %	Change 1 month 2019 vs 2018, %
KAMAZ	1 867	1 493	1 867	1 493	25,1	25,1
GAZ	565	618	565	618	-8,6	-8,6
SCANIA	469	391	469	391	19,9	19,9
VOLVO	288	406	288	406	-29,1	-29,1
MAN	271	251	271	251	8	8
MAZ	241	267	241	267	-9,7	-9,7
MERCEDES	229	208	229	208	10,1	10,1
ISUZU	208	209	208	209	-0,5	-0,5
URAL	202	172	202	172	17,4	17,4
DAF	106	117	106	117	-9,4	-9,4
MAZ MAN	87	95	87	95	-8,4	-8,4
HYUNDAI	86	85	86	85	1,2	1,2
SHAANXI	75	34	75	34	120,6	120,6
HINO	70	121	70	121	-42,1	-42,1
RENAULT	65	46	65	46	41,3	41,3
IVECO AMT	40	25	40	25	60	60
FUSO	32	72	32	72	-55,6	-55,6
JAC	32	7	32	7	357,1	357,1
IVECO	31	41	31	41	-24,4	-24,4
FOTON	19	14	19	14	35,7	35,7
FORD	15	1	15	1	1400	1400
HOWO	14	9	14	9	55,6	55,6
FAW	13	19	13	19	-31,6	-31,6
C&C	4	0	4	0		
DAEWOO	4	2	4	2	100	100
TATRA	4	1	4	1	300	300
XU GONG	4	6	4	6	-33,3	-33,3
LIEBHERR	3	1	3	1	200	200
SANY	3	3	3	3	0	0
GROVE	2	1	2	1	100	100
TEREX-DEMAG	2	0	2	0		
NEFAZ	1	25	1	25	-96	-96
TATA	1	0	1	0		
DONGFENG	0	37	0	37	-100	-100
KRAZ	0	4	0	4	-100	-100
MZKT	0	1	0	1	-100	-100
TONAR	0	4	0	4	-100	-100
ZIL	0	2	0	2	-100	-100
<b>TOTAL</b>	<b>5 053</b>	<b>4 788</b>	<b>5 053</b>	<b>4 788</b>	<b>5,5</b>	<b>5,5</b>
<b>TOTAL Russian brands</b>	<b>2 675</b>	<b>2 339</b>	<b>2 675</b>	<b>2 339</b>	<b>14,4</b>	<b>14,4</b>
<b>TOTAL foreign brands</b>	<b>2 378</b>	<b>2 449</b>	<b>2 378</b>	<b>2 449</b>	<b>-2,9</b>	<b>-2,9</b>



# TRUCKS

## Sales of new trucks in Russia in January 2019 by type

Type	January 2019	January 2018	1 month 2019	1 month 2018	Market share January 2019, %	Market share January 2018, %	Market share 1 month 2019, %	Market share 1 month 2018, %
Truck-tractor	1 569	1 601	1 569	1 601	31,1	33,4	31,1	33,4
Dump truck	1 015	616	1 015	616	20,1	12,9	20,1	12,9
Other special equipment	735	602	735	602	14,6	12,6	14,6	12,6
Drop-side flat bed	428	449	428	449	8,5	9,4	8,5	9,4
Other truck types	562	431	562	431	11,1	9,0	11,1	9,0
Van	249	448	249	448	4,9	9,4	4,9	9,4
Refrigerator	170	246	170	246	3,36	5,14	3,36	5,14
Autocrane	119	100	119	100	2,4	2,1	2,4	2,1
Tanker	146	194	146	194	2,9	4,1	2,9	4,1
Refueler	17	46	17	46	0,3	1,0	0,3	1,0
Mobile repair shop	41	49	41	49	0,8	1,0	0,8	1,0
Autoloader	0	0	0	0	0	0	0	0
Ambulance	0	0	0	0	0	0	0	0
Miscellaneous	2	6	2	6	0,0	0,1	0,0	0,1
<b>TOTAL</b>	<b>5 053</b>	<b>4 788</b>	<b>5 053</b>	<b>4 788</b>	<b>100,0</b>	<b>100,0</b>	<b>100,0</b>	<b>100,0</b>



# TRUCKS

## Top 25 model ranking of new truck sales in Russia in January 2019

Rank	Model	Brand	January 2019	January 2018	1 month 2019	1 month 2018	Change January 2019 vs 2018, %	Change 1 month 2019 vs 2018, %
1	43118 6X6	KAMAZ	528	431	528	431	22,5	22,5
2	65115 6X4	KAMAZ	383	333	383	333	15	15
3	GAZON NEXT	GAZ	340	401	340	401	-15,2	-15,2
4	6520 6X4	KAMAZ	264	198	264	198	33,3	33,3
5	ACTROS	MERCEDES	226	189	226	189	19,6	19,6
6	5490 4X2	KAMAZ	175	104	175	104	68,3	68,3
7	SERIES G 4X2	SCANIA	134	114	134	114	17,5	17,5
8	4320 6X6	URAL	122	91	122	91	34,1	34,1
9	3307	GAZ	115	32	115	32	259,4	259,4
10	TGX 18.XXX 4X2	MAN	94	89	94	89	5,6	5,6
11	XF 105 FT 4X2	DAF	89	109	89	109	-18,3	-18,3
12	NPR	ISUZU	78	103	78	103	-24,3	-24,3
13	NQR	ISUZU	77	71	77	71	8,5	8,5
14	MIGHTY	HYUNDAI	76	82	76	82	-7,3	-7,3
15	43253 4X2	KAMAZ	76	49	76	49	55,1	55,1
16	53605 4X2	KAMAZ	73	39	73	39	87,2	87,2
17	6312 6X4	MAZ-MAN	72	87	72	87	-17,2	-17,2
18	SERIES R 4X2	SCANIA	72	140	72	140	-48,6	-48,6
19	SERIES FH 4X2	VOLVO	72	223	72	223	-67,7	-67,7
20	5350 6X6 MUSTANG	KAMAZ	65	54	65	54	20,4	20,4
21	SERIES P 6X4	SCANIA	63	39	63	39	61,5	61,5
22	SERIES FM 6X6	VOLVO	63	59	63	59	6,8	6,8
23	SERIES FM 8X4	VOLVO	60	7	60	7	757,1	757,1
24	SERIES P 4X2	SCANIA	59	20	59	20	195	195
25	3308 SADKO	GAZ	58	126	58	126	-54	-54

**KAMAZ 43118 6X6**

528 units **22,5%**

**KAMAZ 65115 6X4**

383 units **15%**



**GAZ GAZON NEXT**

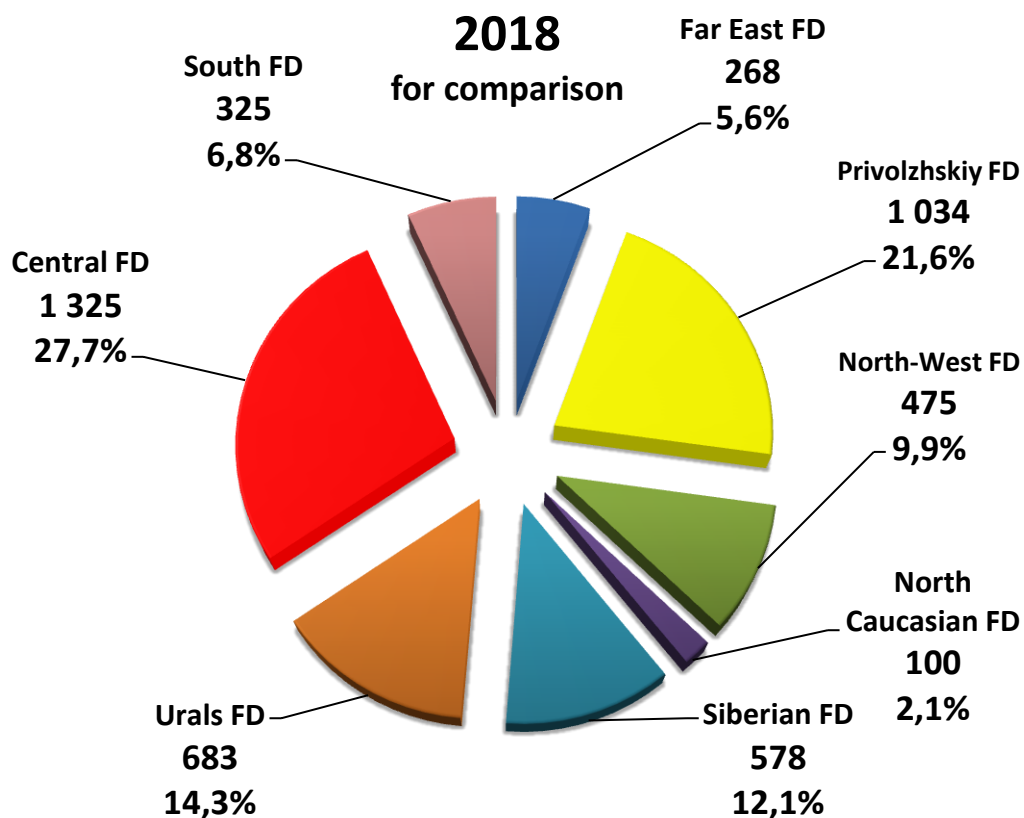
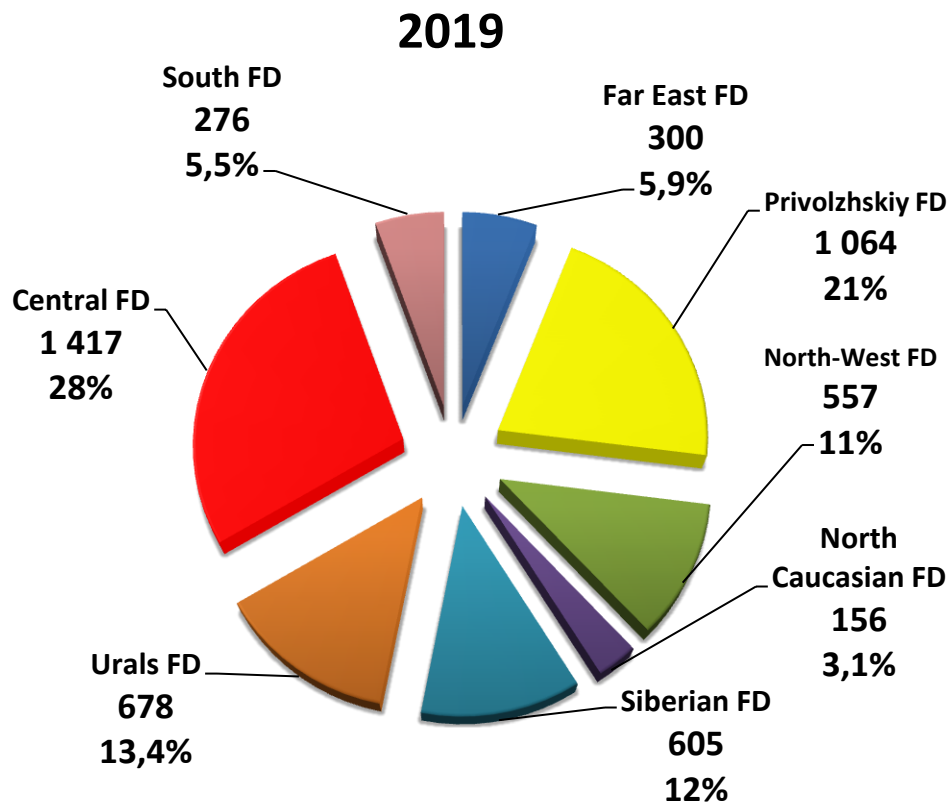
340 units **-15,2%**





# TRUCKS

## Structure of new truck sales in Russia in January 2019 by Federal District





# BUSES

## Sales of new buses in Russia in January 2019 by brand

Brand	January 2019	January 2018	1 month 2019	1 month 2018	Change January 2019 vs 2018, %	Change 1 month 2019 vs 2018, %
PAZ	419	538	419	538	-22,1	-22,1
NEFAZ	74	68	74	68	8,8	8,8
MAZ	58	82	58	82	-29,3	-29,3
GAZ	52	95	52	95	-45,3	-45,3
VOLZHANIN	38	41	38	41	-7,3	-7,3
KAVZ	36	21	36	21	71,4	71,4
LIAZ	36	142	36	142	-74,6	-74,6
URAL	17	19	17	19	-10,5	-10,5
SIMAZ	12	0	12	0		
YUTONG	12	8	12	8	50	50
HIGER	9	17	9	17	-47,1	-47,1
GOLDEN DRAGON	4	5	4	5	-20	-20
KING LONG (KLM)	3	4	3	4	-25	-25
NEMAN	3	0	3	0		
HUAXIA	2	0	2	0		
HYUNDAI	2	0	2	0		
ZHONGTONG	2	0	2	0		
LOTOS	1	0	1	0		
SCANIA	1	4	1	4	-75	-75
DAEWOO	0	2	0	2	-100	-100
IRISBUS	0	4	0	4	-100	-100
<b>TOTAL</b>	<b>781</b>	<b>1 050</b>	<b>781</b>	<b>1 050</b>	<b>-25,6</b>	<b>-25,6</b>
<b>TOTAL Russian brands</b>	<b>647</b>	<b>883</b>	<b>647</b>	<b>883</b>	<b>-26,7</b>	<b>-26,7</b>
<b>TOTAL foreign brands</b>	<b>134</b>	<b>167</b>	<b>134</b>	<b>167</b>	<b>-19,8</b>	<b>-19,8</b>





# BUSES

## Top 25 model ranking of new bus sales in Russia in January 2019

Rank	Model	Brand	January 2019	January 2018	1 month 2019	1 month 2018	Change January 2019 vs 2018, %	Change 1 month 2019 vs 2018, %
1	3205	PAZ	228	345	228	345	-33,9	-33,9
2	3204	PAZ	75	119	75	119	-37	-37
3	4234	PAZ	69	35	69	35	97,1	97,1
4	5299, 5297 4X2	NEFAZ , KAMAZ	56	50	56	50	12	12
5	GAZelle NEXT D	GAZ	52	95	52	95	-45,3	-45,3
6	206 – 226	MAZ	46	3	46	3	1433,3	1433,3
7	3206	PAZ	41	2	41	2	1950	1950
8	52701	VOLZHANIN	38	37	38	37	2,7	2,7
9	5292	LIAZ	26	14	26	14	85,7	85,7
10	4238	KAVZ	24	18	24	18	33,3	33,3
11	3255 4320 6X6	URAL	17	19	17	19	-10,5	-10,5
12	4208, 4310 6X6	NEFAZ , KAMAZ	13	13	13	13	0	0
13	2258	SIMAZ	12	0	12	0		
14	6119	YUTONG	12	5	12	5	140	140
15	103	MAZ	10	4	10	4	150	150
16	4239	KAVZ	9	0	9	0		
17	5291	LIAZ	8	0	8	0		
18	3203	PAZ	6	34	6	34	-82,4	-82,4
19	KLQ-SERIES	HIGER	5	6	5	6	-16,7	-16,7
20	4211, 4326 4X4	NEFAZ , KAMAZ	5	5	5	5	0	0
21	GRAND CRUISER	GOLDEN DRAGON	4	1	4	1	300	300
22	KLQ 6129	KING LONG	3	11	3	11	-72,7	-72,7
23	4235	KAVZ	3	3	3	3	0	0
24	4202	NEMAN	3	0	3	0		
25	6670	HUAXIA	2	0	2	0		

### PAZ 3205

228 units **-33,9%**

### PAZ 3204

75 units **-37%**

### PAZ 4234

69 units **97,1%**





# BUSES

## Structure of new bus sales in Russia in January 2019 by Federal District

