



ASM Holding, OAO Analyst and Consulting Company

21/5, Kuznetsky Most Street

Moscow, Russia

Website: www.asm-holding.ru/eng



ABOUT THE COMPANY

- **ASM Holding, Open Joint-Stock Company, was established in November 1991 as a result of reorganization of the USSR Ministry of Automotive and Agricultural Engineering Industry.**
- **The company maintains uninterrupted monitoring of the Russian and CIS automotive industry's performance results based on statistical information obtained directly from the manufacturers and state offices.**
- **The company's products and services are widely used by major OEMs in Russia and CIS, as well as by world-known analyst and consulting companies.**
- **ASM Holding is a permanent information partner of the Government of Russia and its federal bodies – Industry and Trade Ministry, and Economic Development Ministry.**

Our products and services

- **Analytical surveys on production and sales of motor vehicles, tractors, construction and road-building equipment, agricultural machinery and trailers, in Russian and English (monthly editions)**
- **Marketing research on various segments of the market of motor vehicles, tractors, construction and road-building equipment, agricultural and other machineries, as well as markets of specific units and systems (to orders from domestic and foreign partners)**
- **The Company organizes and runs international exhibitions, automotive forums, conferences and seminars**




ASM HOLDING ANALYTICAL SURVEYS (PUBLISHED MONTHLY IN ENGLISH)


- **Production and sales of motor vehicles by Russian and other CIS manufacturers. Monthly Statistical Review**
The edition contains data on production and wholesales (factory shipments) of passenger cars, trucks and buses.
- **Production and sales of commercial and special-purpose vehicles by Russian and other CIS manufacturers**
The edition contains data on production and wholesales (factory shipments) of trucks, buses, construction and road equipment, and special-purpose vehicles.
- **Production and sales of trailers and off-road vehicles by Russian and other CIS manufacturers. Monthly Statistical Review**
The edition contains data on production and wholesales (factory shipments) of truck trailers including towbar trailers and semi-trailers, and off-road vehicles including tractors, construction and road equipment, and special-purpose vehicles.

SUBSCRIPTION TO 2013 ENGLISH EDITIONS OF ASM HOLDING'S MONTHLY STATISTICAL REVIEWS

2012



ASM Holding, OAO



PRODUCTION and SALES
of motor vehicles
by Russian and other CIS manufacturers

Monthly Statistical Review

January 2011 – December 2011

Cars and LCVs
Trucks
Buses

Moscow
<http://www.asm-holding.ru>
e-mail: inf@asm-holding.ru




TABLE OF CONTENTS

	Pages:
SUBSCRIPTION 2013	3
WORLD MOTOR VEHICLE PRODUCTION BY COUNTRY AND TYPE, January-September 2012	7
PRODUCTION AND SHIPMENT. GENERAL DATA	20
Production of motor vehicles and trailers	20
Comparative production performance	20
Wholesales (factory shipments) of motor vehicles	20
Dynamics of motor vehicle production and shipment in Russia	21
PRODUCTION OF MOTOR VEHICLES by manufacturers in Russia	25
Trucks	25
Trucks of foreign brands	32
Road tractors, new (included in total TRUCKS section)	33
Association of Russian Automakers Standard SIOAR-001-2006. Classification of Trucks	34
Passenger cars	35
Passenger cars of foreign brands	41
Association of Russian Automakers Standard SIOAR-001-2006. Classification of Passenger Cars	43
Buses and coaches	44
Buses of foreign brands	47
Knocked-down auto assembly kits	48
Association of Russian Automakers Standard SIOAR-001-2006. Classification of Buses	49
Light commercial vehicles	50
Trolleybuses	51
WHOLESALES (FACTORY SHIPMENTS) OF MOTOR VEHICLES BY RUSSIAN MANUFACTURERS	52
Shipment of trucks (including chassis)	52
Shipment of passenger cars	59
Shipment buses / coaches	65
Shipment trolleybuses	69
Structure of wholesales (factory shipments including deliveries for export) of trucks, cars and buses produced in Russia	70
New car and lcv* sales in russia by brand and manufacturer groups	72
25 best selling new car models in russia	74
EXPORTS AND IMPORTS OF MOTOR VEHICLES	75
Russia's exports and imports	75
Deliveries of motor vehicles for exports (units and RUR thousands)	76
Kd kits for export	76
Exports of passenger cars (provisional data)	76
Truck imports in russia	81
Passenger car imports in russia	84
Buses and coaches imports in russia	85
Structure of the Russian truck, car, buses market by vehicles' origin	86
PRODUCTION OF MOTOR VEHICLES by manufacturers in CIS countries	87
SHIPMENT OF MOTOR VEHICLES by manufacturers in CIS countries	92
SALES IN UKRAINE - CARS, TRUCKS, BUSES AND COACHES	94
NEWS	96
ANALYTICAL AND STATISTICAL REVIEWS of automotive industry and agricultural engineering by ASM HOLDING CONSULTANTS	100
About the Company	101

SUBSCRIPTION TO 2013 ENGLISH EDITIONS OF ASM HOLDING's MONTHLY STATISTICAL REVIEWS

2012



PRODUCTION
of commercial and special-purpose vehicles
by Russian and other CIS manufacturers

Monthly Statistical Review

January 2011 – Desember 2011

Moscow
<http://www.asm-holding.ru>
e-mail: inf@asm-holding.ru

IMPORTS OF MOTOR VEHICLES TRUCK IMPORTS IN RUSSIA, January - October 2012/2011

№	Brand	TOTAL, January-October			NEW, January-October			USED, January-October		
		2012	2011	Change, %	2012	2011	Change, %	2012	2011	Change, %
1	Hyundai	8 649	9 300	3,8	8 091	8 237	-1,8	1 558	1 063	46,8
2	MAN	8 298	8 023	3,4	7 529	7 598	-0,9	787	427	79,8
3	Peugeot	7 756	8 294	-6,5	7 515	8 111	-7,3	241	183	31,7
4	Toyota	7 694	2 694	185,6	6 629	2 062	221,5	1 065	632	68,5
5	Mercedes	7 221	5 787	25,2	5 411	4 219	28,3	1 810	1 548	16,9
6	Kia	6 975	5 576	25,1	4 842	3 822	26,7	2 133	1 754	21,6
7	Volkswagen	6 936	6 461	7,4	5 684	5 389	9,2	1 052	1 072	-1,9
8	Shaanxi/Shaa	5 697	2 370	148,8	5 696	2 370	148,8	1	0	-
9	DAF	5 651	3 573	63,8	5 079	3 256	56,0	772	317	143,5
10	Mitsubishi	5 518	6 549	-15,7	5 090	6 175	-17,8	428	374	14,4
11	FIAT	4 798	244	1 866,4	4 491	24	18 612,5	307	220	39,5
12	Citroen	4 630	3 305	40,1	4 372	3 052	43,3	258	253	2,0
13	Scania	4 169	4 823	-13,6	3 909	4 738	-17,5	260	85	205,0
14	Volvo	3 727	3 283	13,5	3 353	3 113	7,7	374	170	120,0
15	Iveco	3 544	3 028	17,0	3 107	2 653	17,1	437	375	16,6
16	Foton	3 369	1 523	121,2	3 369	1 523	121,2	0	0	-
17	Renault	3 345	2 610	28,2	2 044	1 626	25,7	1 301	984	32,2
18	Ford	3 174	8 087	-60,8	1 895	6 675	-71,6	1 279	1 412	-9,4
19	Nissan	2 810	2 299	22,2	2 076	1 760	18,0	734	539	36,2
20	Hino	2 036	771	164,1	1 976	744	165,6	60	27	122,2
21	SsangYong	1 695	2 590	-34,6	1 091	1 671	-34,7	604	919	-34,3
22	Great Wall	1 106	780	41,8	1 106	780	41,8	0	0	-
23	Daewoo	1 017	449	126,5	1 017	444	129,1	0	5	-100,0
24	FAW	915	363	152,1	915	363	152,1	0	0	-
25	Howo	878	582	50,0	878	582	50,0	0	0	-
26	KrAZ	519	518	0,2	516	518	-0,4	3	0	-
27	Bogdan	422	131	222,1	422	131	222,1	0	0	-
28	Dong Feng	373	230	62,2	363	230	57,8	10	0	-
29	Opel	352	280	25,7	6	18	-66,7	346	262	32,1
30	Isuzu	341	151	125,8	173	62	179,0	168	89	88,8
31	Mazda	180	1 305	-86,2	5	1 189	-99,8	175	116	50,9
32	Dodge	172	99	73,7	142	65	118,5	30	34	-11,8
33	JMC	144	70	105,7	144	70	105,7	0	0	-
34	CAMC	143	55	160,0	143	55	160,0	0	0	-
35	Avia	136	44	209,1	136	44	209,1	0	0	-
36	TATA	124	249	-50,2	124	249	-50,2	0	0	-
37	Caterpillar	123	175	-29,7	121	175	-30,9	2	0	-
38	Komatsu	118	105	12,4	118	102	15,7	0	3	-100,0
39	Honda	115	107	7,5	11	4	175,0	104	103	1,0
40	John Deere	87	69	26,1	51	48	6,3	36	21	71,4
41	International	75	26	188,5	75	26	200,0	0	1	-100,0
42	Terex	73	71	2,8	73	71	2,8	0	0	-
43	North-Benz	70	16	337,5	70	16	337,5	0	0	-
44	MACK	64	1	6 300,0	64	0	-	0	1	-100,0
45	Peterbilt	60	48	25,0	60	48	25,0	0	0	-
46	Freightliner	55	196	-71,9	52	193	-73,1	3	3	0,0
47	Tatra	55	131	-58,0	47	131	-64,1	8	0	-
48	BELJING	54	0	-	54	0	-	0	0	-
49	PONSEE	53	0	-	40	0	-	13	0	-
50	Kenworth	49	88	-44,3	49	86	-43,0	0	2	-100,0
51	Chevrolet	47	33	42,4	34	17	100,0	13	16	-18,7

ASM HOLDING ANALYTICAL SURVEYS (PUBLISHED MONTHLY IN ENGLISH)

- **Production and sales of cars by Russian and other CIS manufacturers. Monthly Statistical Review**
The edition contains data on production and wholesales (factory shipments) of passenger cars, as well as aggregate retail sales data for cars and LCVs.
- **Production and sales of trucks by Russian and other CIS manufacturers. Monthly Statistical Review.**
The edition contains data on production and wholesales (factory shipments) of all truck categories including light, medium-duty and heavy-duty trucks.
- **Production and sales of buses by Russian and other CIS manufacturers. Monthly Statistical Review.**
The edition contains data on production and wholesales (factory shipments) of all bus categories including minibuses and heavy buses and coaches.

INFORMATION ABONENTS OF ASM HOLDING

- **DOMESTIC AND FOREIGN AUTOMOBILE MANUFACTURERS**
- **ANALYST AND CONSULTING COMPANIES IN RUSSIA AND OTHER COUNTRIES OF THE WORLD**
- **BANKS AND LEASING COMPANIES**
- **AUTOMOTIVE COMPONENT AND MATERIALS SUPPLIERS**
- **INFORMATION AGENCIES**
- **MASS MEDIA**
- GAZ Automobile Plant
- KAMAZ (Kama Automobile Plant)
- UAZ (Ulyanovsk Automobile Plant)
- Ford Sollers Holding
- URAL Automobile Plant
- VOLVO Trucks
- Robert Bosch
- ZF Friedrichshafen
- PwC
- FOURIN



INFORMATION ABONENTS OF ASM HOLDING

- Pavlovsky Bus Plant (PAZ)
- Likinsky Bus Plant (LIAZ))
- Ulyanovsk Automobile Plant (UAZ)
- GOLAZ
- NEFAZ
- ZIL AMO
- Minsk Automobile Plant (MAZ)
- MAN
- Fuso KAMAZ Trucks
- AVTOVAZ
- GM-AVTOVAZ
- AVTOTOR Group of Companies
- Group of companies at the St.Petersburg automotive cluster (Hyundai, GM, Toyota, Nissan)
- Group of companies at the Kaluga automotive cluster (Volkswagen, PSMA)
- Renault (Avtoframos)
- Ford



ASM Holding, OAO



**WELCOME TO MUTUALLY BENEFICIAL
COOPERATION**

e-mail: inf@asm-holding.ru

Тел.+7(495) 626-0527
www.asm-holding.ru/eng