



10 APRIL 2026

AUTOMOBILE MARKET OF RUSSIA IN MARCH AND JANUARY-MARCH 2026 NEW PASSENGER CARS, LIGHT COMMERCIAL VEHICLES AND PICKUPS

In March 2026, sales of new passenger cars, light commercial vehicles and pickups in Russia grew by 27.2% year-on-year to 109 852 vehicles. In January-March 2026, the total sales were 279 096 units, up 5.2% year-on-year. *

Sales results by type of motor vehicles:

- Passenger cars – 102 836 units in March 2026, up 31.5% YOY; 261 001 units in January-March 2026, up 7.9% YOY. Among them battery electric vehicles (BEV) – 729 units in March 2026, up 24.0% YOY; 2 351 units in January-March 2026, up 26.1% YOY.
- Light commercial vehicles including light trucks (N1 category, without pickups) and minibuses (M2 category) – 5 468 units in March 2026, down 14.8% YOY; 13 870 units in January-March 2026, down 23.6% YOY.
- Pickups – 1 548 units in March 2026, down 10.7% YOY; 4 220 units in January-March 2026, down 20.1% YOY.

*(without sales to military, law enforcement and diplomatic agencies in the RF)

COMMENT:

Vasily Sein, Head of the Market Research Centre at ASM Holding, commented:

In March 2026, the Russian automobile market started to leave the last winter downturn and showed a solid growth after sluggish results of January and February. In the third month of the year, 102 836 new cars were registered, thus exceeding the result of March 2025 by 31%. The monthly growth over the result of February 2026 was also 31 percent. The total sales in Q1 2026 have reached 261 thousand vehicles, up 8% year-over-year, with positive dynamics being kept for Russian brands.

Sales of foreign-branded cars in January-March 2026 were only up 2% YOY to 156 547 units, while sales of Russian brands grew significantly by 18% to 104 459 cars. The top-3 best-selling passenger car brands in January-March 2026 include LADA with 63 896 vehicles sold (down 17%), HAVAL with 35 646 vehicles sold (up 14%) and TENET (27 879 vehicles sold; no sales last year). Sales of battery electric vehicles (BEVs) in January-March 2026 grew by 26% year-on-year to 2 351 units, the sales leader being EVOLUTE (a Russian brand) with 935 BEVs sold (growth by 5.6 times).

In the segment of light commercial vehicles, total sales in January-March 2026 were, on the contrary, down 24% YOY to 13 870 units. Sales of domestic brands fell by 24% to 12 482 vehicles, while sales of foreign-branded LCVs declined by 17% to 1 388 units. The best sales results were shown by the Russian brands: GAZ – 7 546 units (down 9.7%, market share 54%); UAZ – 1 989 units (down 33%), and LADA – 1 735 units (down 48%). The best-selling LCV model is GAZelle NEXT (4 179 units sold, down 11%).

Sales of pickups in January-March 2026 fell by 20% year-on-year to 4 220 units. Sales of foreign-branded vehicles fell by 18% to 3 191 units, the share being 73% of the pickup market. Sales of Russian brands fell by 25% to 1 029 units. The top-3 best-selling pickup brands include JAC – 683 units (down 46%), RAM – 635 units (growth by 2.4 times), and SOLLERS – 533 units (down 24%). The best-selling pickup model is JAC T9 HUNTER – 656 units (down 24%).

OUR CONTACTS:

Market Research Centre at ASM Holding

21/5, Kuznetsky Most St., 107031, Moscow, Russia

Tel: +7 (495) 626-09-44

e-mail: inf@asm-holding.ru

Association of Russian Automakers (OAR)

8, Novovladykinsky Proezd, bldg 5, POB 81, 127106, Moscow, Russia

Tel: +7 (495) 739 70 95

e-mail: info_oar@mail.ru



Developed by specialists of
AVTOSTAT-INFO



PASSENGER CARS

Sales of new passenger cars in Russia in March and 3 months 2026 by brand

Brand	March 2026	March 2025	3 months 2026	3 months 2025	Change March 2026 vs 2025, %	Change 3 months 2026 vs 2025, %
LADA	25 157	25 199	63 896	77 351	-0,2	-17,4
HAVAL	14 762	9 811	35 646	31 211	50,5	14,2
TENET	10 292	0	27 879	0		
GEELY	6 332	5 126	15 709	16 430	23,5	-4,4
BELGEE	5 181	2 431	12 823	6 245	113,1	105,3
CHANGAN	3 116	3 660	7 272	12 825	-14,9	-43,3
TOYOTA	2 787	1 112	6 812	3 209	150,6	112,3
MAZDA	1 931	149	6 802	487	1 196,0	1 296,7
JETOUR	2 592	2 061	6 739	6 044	25,8	11,5
SOLARIS	2 131	1 551	5 173	4 009	37,4	29,0
JAECOO	2 420	1 625	4 777	5 032	48,9	-5,1
EXEED	1 473	1 405	3 991	4 498	4,8	-11,3
BMW	1 688	767	3 863	2 018	120,1	91,4
OMODA	1 542	2 143	3 660	6 504	-28,0	-43,7
TANK	1 392	1 181	3 625	4 253	17,9	-14,8
VOLKSWAGEN	1 321	280	3 346	740	371,8	352,2
CHERY	713	8 415	3 281	25 761	-91,5	-87,3
GAC	1 429	896	3 142	3 344	59,5	-6,0
VOYAH	1 280	404	3 038	1 251	216,8	142,8
EVOLUTE	1 524	131	2 902	527	1 063,4	450,7
MOSKVICH	990	1 103	2 723	3 658	-10,2	-25,6
HONGQI	879	353	2 548	1 259	149,0	102,4
MERCEDES	1 057	465	2 366	1 303	127,3	81,6
SKODA	841	199	2 359	599	322,6	293,8
AUDI	1 260	140	2 335	420	800,0	456,0
KIA	600	351	2 026	1 063	70,9	90,6
BESTUNE	836	152	1 813	316	450,0	473,7
HYUNDAI	489	356	1 598	1 352	37,4	18,2
HONDA	610	114	1 568	342	435,1	358,5
LI XIANG	367	678	1 409	2 323	-45,9	-39,3
ZEEKR	309	226	1 358	709	36,7	91,5
KNEWSTAR	366	417	1 247	1 365	-12,2	-8,6
LEXUS	530	171	1 124	511	209,9	120,0
NISSAN	377	59	985	187	539,0	426,7
LYNK AND CO	364	12	939	62	2 933,3	1 414,5
UAZ	324	465	937	1 258	-30,3	-25,5
TRUMPCHI	319	3	788	8	10 533,3	9 750,0
LAND ROVER	291	169	682	484	72,2	40,9
KGM	283	0	631	0		
XCITE	135	407	616	1 301	-66,8	-52,7
PORSCHE	198	156	443	362	26,9	22,4
JAC	116	406	432	1 043	-71,4	-58,6



PASSENGER CARS

Brand	March 2026	March 2025	3 months 2026	3 months 2025	Change March 2026 vs 2025, %	Change 3 months 2026 vs 2025, %
AEOLUS	218	122	388	296	78,7	31,1
BYD	93	73	344	247	27,4	39,3
MITSUBISHI	113	27	339	92	318,5	268,5
JETTA	108	147	319	483	-26,5	-34,0
SUZUKI	178	22	313	114	709,1	174,6
BAIC	124	913	294	1 639	-86,4	-82,1
WEY	88	117	253	580	-24,8	-56,4
VOLVO	61	25	186	83	144,0	124,1
XIAOMI	29	12	186	52	141,7	257,7
ROX	63	21	180	64	200,0	181,2
AVATR	62	106	171	250	-41,5	-31,6
AVRORA	83	58	171	113	43,1	51,3
LIVAN	51	80	170	305	-36,2	-44,3
DONGFENG	54	105	163	514	-48,6	-68,3
SWM	57	502	158	1 695	-88,6	-90,7
OSHAN	134	3	155	7	4 366,7	2 114,3
NORDCROSS	57	0	153	0		
SUBARU	48	53	137	137	-9,4	0,0
SOUEAST	60	181	136	534	-66,9	-74,5
HUAWEI AITO	33	121	125	498	-72,7	-74,9
INFINITI	49	15	110	43	226,7	155,8
JEEP	36	30	92	93	20,0	-1,1
CHEVROLET	29	41	83	103	-29,3	-19,4
CADILLAC	23	27	77	57	-14,8	35,1
GENESIS	16	15	76	46	6,7	65,2
OTING	19	22	69	87	-13,6	-20,7
BAW	26	0	64	2		3 100,0
MINI	33	17	63	31	94,1	103,2
DENZA	17	15	62	43	13,3	44,2
UMO	44	0	62	0		
KAIYI	12	247	49	901	-95,1	-94,6
LAMBORGHINI	19	11	47	28	72,7	67,9
AURUS	39	29	45	92	34,5	-51,1
BENTLEY	18	15	42	35	20,0	20,0
ROLLS ROYCE	18	13	42	40	38,5	5,0
FORD	21	14	39	30	50,0	30,0
SOLLERS	9	0	38	0		
TESLA	3	15	33	43	-80,0	-23,3
CITROEN	7	9	27	30	-22,2	-10,0
VGX	6	13	21	41	-53,8	-48,8
GMC	7	3	20	14	133,3	42,9
FERRARI	7	8	19	12	-12,5	58,3
DFSK	2	79	15	229	-97,5	-93,4
AMBERAVTO	1	2	13	21	-50,0	-38,1



PASSENGER CARS

Brand	March 2026	March 2025	3 months 2026	3 months 2025	Change March 2026 vs 2025, %	Change 3 months 2026 vs 2025, %
RENAULT	5	1	13	2	400,0	550,0
SAMSUNG	5	0	13	3		333,3
MG	2	18	12	85	-88,9	-85,9
FORTHING	4	11	10	48	-63,6	-79,2
BUICK	7	0	8	0		
DAIHATSU	6	5	7	10	20,0	-30,0
DODGE	1	2	6	4	-50,0	50,0
XPENG	1	0	6	0		
BAOJUN	2	1	5	2	100,0	150,0
ORA	1	52	5	134	-98,1	-96,3
PEUGEOT	1	10	5	83	-90,0	-94,0
YANGWANG	1	6	5	17	-83,3	-70,6
ALPINA	3	1	4	4	200,0	0,0
ARCFOX	0	0	4	1		300,0
ASTON MARTIN	1	0	4	0		
EONYX	0	0	4	0		
LINCOLN	2	1	4	8	100,0	-50,0
OPEL	3	0	4	0		
ACURA	1	0	3	2		50,0
FIAT	1	0	3	1		200,0
LUXEED	0	0	3	0		
NIO	1	0	3	1		200,0
ROEWE	0	0	3	0		
WULING	0	0	3	1		200,0
JAGUAR	1	2	2	7	-50,0	-71,4
LEAPMOTOR	2	1	2	2	100,0	0,0
LOTUS	0	2	2	13	-100,0	-84,6
MCLAREN	2	2	2	2	0,0	0,0
ALFA ROMEO	0	4	1	4	-100,0	-75,0
CUPRA	1	0	1	0		
HAIMA	0	6	1	12	-100,0	-91,7
HOZON	0	1	1	5	-100,0	-80,0
LUCID	1	0	1	0		
MORGAN	0	0	1	0		
SMART	1	2	1	2	-50,0	-50,0
VOLGA	1	0	1	0		
ZHIJI	0	0	1	0		
GAZ	0	1	0	1	-100,0	-100,0
HIPHI	0	3	0	6	-100,0	-100,0
IM MOTORS	0	0	0	1		-100,0
INEOS	0	0	0	1		-100,0
MASERATI	0	1	0	1	-100,0	-100,0
MAXUS	0	1	0	2	-100,0	-100,0
SAIC-GM-WULING	0	1	0	3	-100,0	-100,0



PASSENGER CARS

Brand	March 2026	March 2025	3 months 2026	3 months 2025	Change March 2026 vs 2025, %	Change 3 months 2026 vs 2025, %
SKYWELL	0	3	0	6	-100,0	-100,0
SSANGYONG	0	6	0	10	-100,0	-100,0
STELATO	0	0	0	2		-100,0
VENUCIA	0	3	0	8	-100,0	-100,0
ZOTYE	0	5	0	6	-100,0	-100,0
TOTAL	102 836	78 229	261 006	241 888	31,5	7,9
TOTAL Russian brands	40 730	28 946	104 460	88 331	40,7	18,3
TOTAL foreign brands	62 106	49 283	156 546	153 557	26,0	1,9

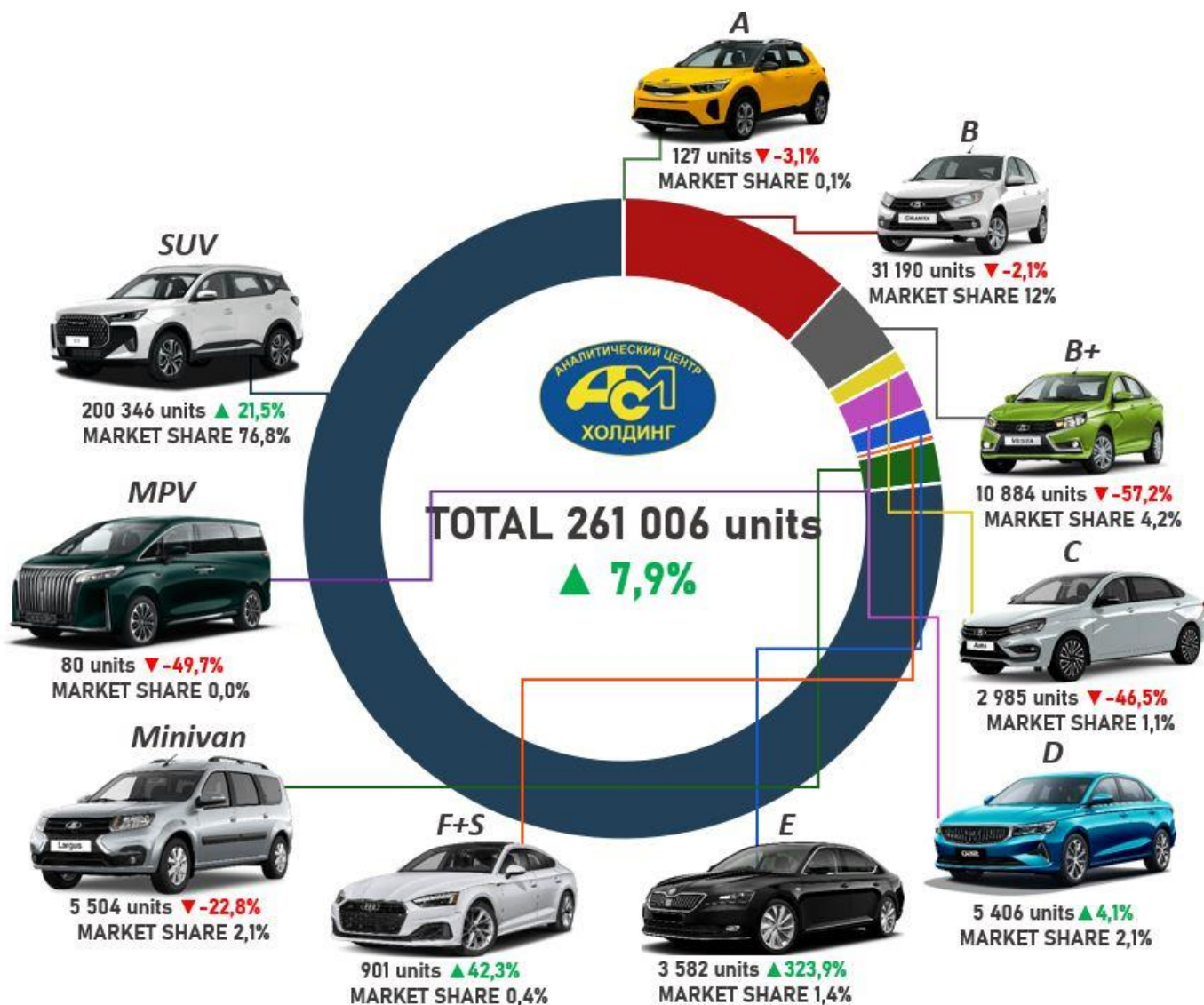


PASSENGER CARS

Sales of new passenger cars in Russia in March and 3 months 2026 by class

Class	March 2026	March 2025	3 months 2026	3 months 2025	Market share March 2026, %	Market share 3 months 2026, %	Change March 2026 vs 2025, %	Change 3 months 2026 vs 2025, %
A	28	43	127	131	0,0	0,1	-34,9	-3,1
B	12 255	10 784	31 190	31 867	11,9	12,0	13,6	-2,1
B+	4 457	8 049	10 884	25 452	4,3	4,2	-44,6	-57,2
C	958	1 926	2 985	5 582	0,9	1,1	-50,3	-46,5
D	1 738	1 949	5 406	5 193	1,7	2,1	-10,8	4,1
E	1 311	271	3 582	845	1,3	1,4	383,8	323,9
F+S	414	264	901	633	0,4	0,4	56,8	42,3
Minivan	2 119	2 303	5 504	7 128	2,1	2,1	-8,0	-22,8
MPV	28	51	80	159	0,0	0,0	-45,1	-49,7
SUV	79 528	52 589	200 346	164 898	77,3	76,8	51,2	21,5
Not identified	0	0	1	0	0,0	0,0	0,0	0,0
TOTAL	102 836	78 229	261 006	241 888	100,0	100,0	31,5	7,9

3 months 2026





PASSENGER CARS

Top 25 model ranking of new passenger car sales in Russia in March and 3 months 2026

Rank	Model	Brand	March 2026	March 2025	3 months 2026	3 months 2025	Change March 2026 vs 2025, %	Change 3 months 2026 vs 2025, %
1	GRANTA	LADA	9 874	10 728	24 805	31 710	-8,0	-21,8
2	T7	TENET	5 483	0	14 295	0		
3	JOLION	HAVAL	5 546	3 967	14 254	11 879	39,8	20,0
4	T4	TENET	3 841	0	11 182	0		
5	VESTA	LADA	4 270	7 182	10 342	23 347	-40,5	-55,7
6	NIVA TRAVEL	LADA	3 985	2 772	9 965	8 657	43,8	15,1
7	X50	BELGEE	3 080	1 408	8 235	3 611	118,8	128,1
8	NIVA LEGEND	LADA	2 922	2 487	7 850	7 345	17,5	6,9
9	M6	HAVAL	3 416	2 012	6 426	6 110	69,8	5,2
10	ISKRA	LADA	2 281	0	6 184	0		
11	CX-5	MAZDA	1 734	93	6 167	304	1 764,5	1 928,6
12	MONJARO	GEELY	2 588	1 936	5 656	6 106	33,7	-7,4
13	LARGUS	LADA	1 694	2 000	4 339	6 164	-15,3	-29,6
14	F7	HAVAL	1 672	1 381	4 284	4 143	21,1	3,4
15	HC	SOLARIS	1 603	495	3 906	1 656	223,8	135,9
16	J7	JAECOO	1 988	1 184	3 789	3 593	67,9	5,5
17	UNI-S	CHANGAN	1 438	1 550	3 274	5 322	-7,2	-38,5
18	H3	HAVAL	1 281	1 221	3 231	3 770	4,9	-14,3
19	ATLAS	GEELY	1 185	910	3 176	2 925	30,2	8,6
20	X70	BELGEE	1 403	1 023	2 891	2 634	37,1	9,8
21	DASHING	JETOUR	1 510	1 064	2 839	2 837	41,9	0,1
22	T1	JETOUR	526	0	2 639	0		
23	CITYRAY	GEELY	1 186	579	2 628	1 966	104,8	33,7
24	FREE	VOYAH	1 056	342	2 461	986	208,8	149,6
25	T8	TENET	965	0	2 399	0		

3 months 2026

LADA GRANTA

24 805 units **-21,8%**

TENET T7

14 295 units **NEW**

HAVAL JOLION

14 254 units **20%**





PASSENGER CARS

Sales of new electric cars (BEV) in Russia in March and 3 months 2026 by brand

Brand / electric cars	March 2026	March 2025	3 months 2026	3 months 2025	Change March 2026 vs 2025, %	Change 3 months 2026 vs 2025, %
EVOLUTE	385	51	935	168	654,9	456,5
GEELY	32	37	231	45	-13,5	413,3
XIAOMI	29	12	186	52	141,7	257,7
ZEEKR	30	226	173	709	-86,7	-75,6
AVATR	59	84	158	192	-29,8	-17,7
BYD	38	12	154	64	216,7	140,6
UMO	44	0	62	0		
TOYOTA	17	1	61	6	1600,0	916,7
VOLKSWAGEN	7	13	40	35	-46,2	14,3
MOSKVICH	5	6	33	103	-16,7	-68,0
TESLA	3	15	33	43	-80,0	-23,3
LADA	8	0	30	1		2900,0
AUDI	7	2	26	6	250,0	333,3
JAECOO	13	0	24	0		
GAC	1	0	19	0		
CHERY	2	1	13	4	100,0	225,0
AMBERAVTO	1	2	13	21	-50,0	-38,1
HYUNDAI	4	0	12	3		300,0
HONDA	3	6	12	13	-50,0	-7,7
CHANGAN	5	0	10	1		900,0
BMW	1	7	10	22	-85,7	-54,5
OMODA	3	0	9	0		
VOYAH	3	9	9	54	-66,7	-83,3
MERCEDES	2	4	9	23	-50,0	-60,9
DONGFENG	1	0	9	0		
LI XIANG	4	3	8	13	33,3	-38,5
ROLLS ROYCE	4	1	7	7	300,0	0,0
PORSCHE	2	6	6	20	-66,7	-70,0
XPENG	1	0	6	0		
MAZDA	1	0	5	0		
ORA	1	52	5	134	-98,1	-96,3
BAOJUN	2	1	5	2	100,0	150,0
KIA	0	1	4	2	-100,0	100,0
ARCFOX	0	0	4	1		300,0
EONYX	0	0	4	0		
CADILLAC	1	1	3	2	0,0	50,0
NIO	1	0	3	1		200,0
EXEED	1	0	2	0		
NISSAN	1	1	2	3	0,0	-33,3
MINI	2	2	2	7	0,0	-71,4
DFSK	0	0	2	0		
YANGWANG	0	0	2	1		100,0



PASSENGER CARS

Brand / electric cars	March 2026	March 2025	3 months 2026	3 months 2025	Change March 2026 vs 2025, %	Change 3 months 2026 vs 2025, %
LOTUS	0	2	2	13	-100,0	-84,6
LEAPMOTOR	2	0	2	1		100,0
HONGQI	0	8	1	24	-100,0	-95,8
LYNK AND CO	0	0	1	0		
ROX	1	0	1	1		0,0
MG	0	0	1	2		-50,0
SMART	1	2	1	2	-50,0	-50,0
LUCID	1	0	1	0		
ŠKODA	0	0	0	1		-100,0
LEXUS	0	7	0	16	-100,0	-100,0
BAIC	0	0	0	1		-100,0
VOLVO	0	1	0	1	-100,0	-100,0
HUAWEI AITO	0	4	0	13	-100,0	-100,0
GENESIS	0	0	0	1		-100,0
DENZA	0	1	0	8	-100,0	-100,0
FORTHING	0	0	0	2		-100,0
WULING	0	0	0	1		-100,0
HOZON	0	1	0	5	-100,0	-100,0
SAIC-GM-WULING	0	1	0	3	-100,0	-100,0
SKYWELL	0	2	0	2	-100,0	-100,0
HIPHI	0	3	0	6	-100,0	-100,0
STELATO	0	0	0	2		-100,0
IM	0	0	0	1		-100,0
TOTAL	729	588	2 351	1 864	24,0	26,1
TOTAL Russian brands	443	59	1 077	293	650,8	267,6
TOTAL foreign brands	286	529	1 274	1 571	-45,9	-18,9

3 months 2026

EVOLUTE I-JOY

804 units **3728,6%**

GEELY GALAXY EX5

207 units **404,9%**



XIAOMI YU7

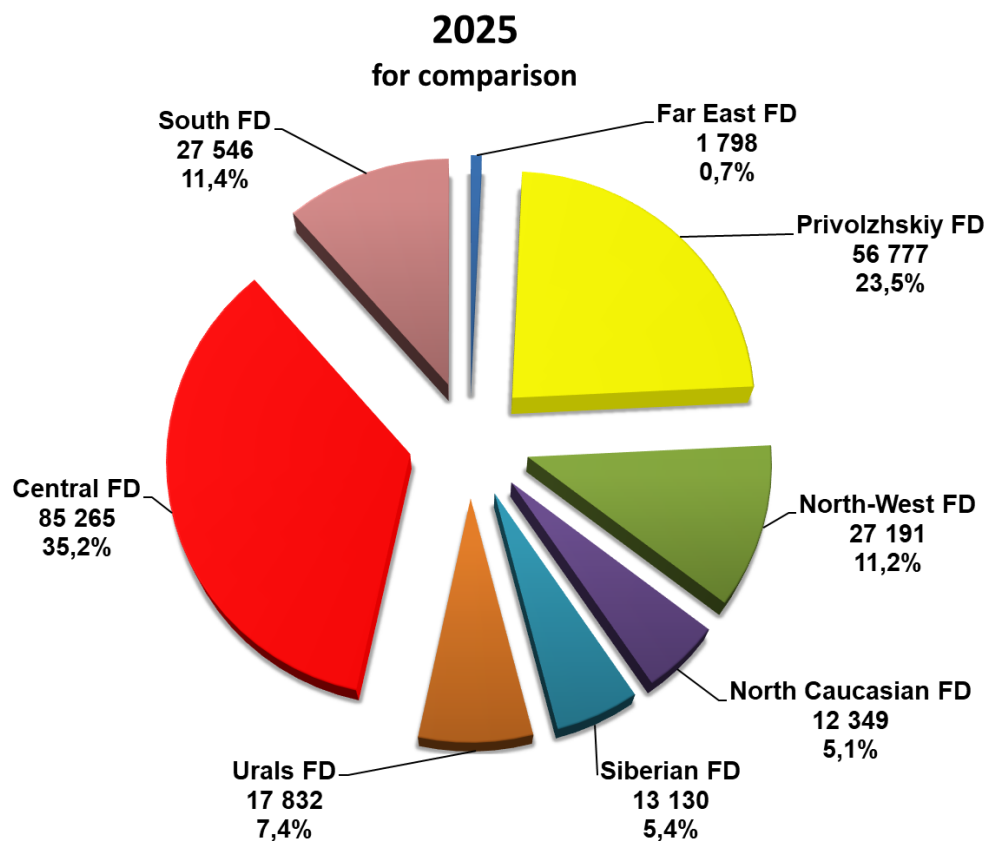
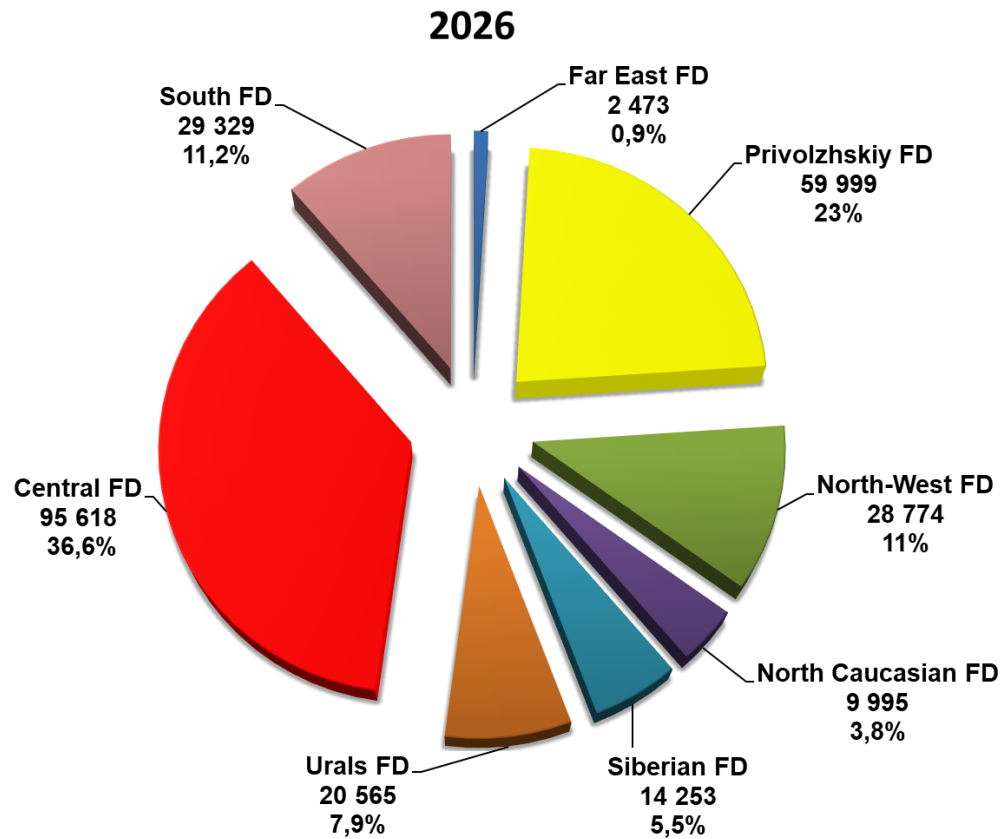
176 units **NEW**





PASSENGER CARS

Structure of new car sales in Russia in 3 months 2026 by Federal District





LIGHT COMMERCIAL VEHICLES

Sales of new light commercial vehicles in Russia Including light trucks (N1 category) and minibuses (M2 category) in March and 3 months 2026 by brand (without pickups)

Brand	March 2026	March 2025	3 months 2026	3 months 2025	Change March 2026 vs 2025, %	Change 3 months 2026 vs 2025, %
GAZ	2 988	2 867	7 546	8 354	4,2	-9,7
UAZ	783	1 128	1 989	2 980	-30,6	-33,3
LADA	686	1 247	1 735	3 350	-45,0	-48,2
SOLLERS	402	539	1 101	1 497	-25,4	-26,5
MERCEDES	144	147	380	381	-2,0	-0,3
FOTON	141	111	275	351	27,0	-21,7
DONGFENG	64	100	201	288	-36,0	-30,2
FORD	58	43	138	204	34,9	-32,4
KAMAZ	35	78	110	253	-55,1	-56,5
FIAT	37	26	81	85	42,3	-4,7
CITROEN	26	6	71	24	333,3	195,8
AVIOR	29	5	38	11	480,0	245,5
PEUGEOT	18	21	38	69	-14,3	-44,9
VOLKSWAGEN	14	10	33	33	40,0	0,0
RENAULT	6	18	23	34	-66,7	-32,4
IVECO	4	9	20	43	-55,6	-53,5
WULING	3	3	12	7	0,0	71,4
FAW	4	0	10	2		400,0
SHANQI	1	2	9	6	-50,0	50,0
MITSUBISHI	3	0	8	0		
NISSAN	5	3	8	6	66,7	33,3
LANDWIND JIANGLING - JMC	4	2	7	6	100,0	16,7
MAXUS	2	0	6	9		-33,3
MAZ	1	0	5	1		400,0
TOYOTA	3	2	4	4	50,0	0,0
KIA	0	3	3	9	-100,0	-66,7
OPEL	1	0	3	5		-40,0
CHANGAN	2	19	2	45	-89,5	-95,6
GEELY	2	0	2	0		
JINBEI	0	0	2	1		100,0
MAN	0	2	2	2	-100,0	0,0
SUZUKI	1	1	2	5	0,0	-60,0
DFSK	0	0	1	0		
GMC	0	0	1	0		
HAOLU	0	0	1	0		
JAC	1	0	1	1		0,0
LINXYS	0	0	1	0		
SOVA	0	2	1	2	-100,0	-50,0
AVRORA	0	18	0	39	-100,0	-100,0
BAW	0	2	0	9	-100,0	-100,0



LIGHT COMMERCIAL VEHICLES

Brand	March 2026	March 2025	3 months 2026	3 months 2025	Change March 2026 vs 2025, %	Change 3 months 2026 vs 2025, %
EVM	0	0	0	1		-100,0
FORTHING	0	1	0	2	-100,0	-100,0
HYUNDAI	0	4	0	11	-100,0	-100,0
KAMAG	0	0	0	1		-100,0
QILING	0	0	0	1		-100,0
SHAANXI	0	0	0	10		-100,0
SRM	0	0	0	1		-100,0
TOTAL	5 468	6 419	13 870	18 143	-14,8	-23,6
TOTAL Russian brands	4 894	5 879	12 482	16 476	-16,8	-24,2
TOTAL foreign brands	574	540	1 388	1 667	6,3	-16,7



LIGHT COMMERCIAL VEHICLES

Top 25 model ranking of new LCV sales including light trucks (N1 category) and minibuses (M2 category) in Russia, in March and 3 months 2026 (without pickups)

Rank	Model	Brand	March 2026	March 2025	3 months 2026	3 months 2025	Change March 2026 vs 2025, %	Change 3 months 2026 vs 2025, %
1	GAZelle NEXT	GAZ	1 614	1 623	4 179	4 687	-0,6	-10,8
2	LARGUS FURGON	LADA	483	746	1 169	1 979	-35,3	-40,9
3	3302 GAZelle	GAZ	340	451	1 001	1 199	-24,6	-16,5
4	3909	UAZ	319	488	876	1 255	-34,6	-30,2
5	2752 SOBOL	GAZ	272	270	872	988	0,7	-11,7
6	ATLANT	SOLLERS	280	405	773	1 199	-30,9	-35,5
7	PROFI	UAZ	251	300	625	809	-16,3	-22,7
8	2349 WIS	LADA	179	452	504	1 246	-60,4	-59,6
9	GAZelle NN	GAZ	355	42	437	123	745,2	255,3
10	V-CLASS	MERCEDES	135	128	340	322	5,5	5,6
11	SOBOL NN	GAZ	119	173	330	429	-31,2	-23,1
12	2310 SOBOL	GAZ	110	127	258	377	-13,4	-31,6
13	SF1	SOLLERS	51	0	206	0		
14	TOANO	FOTON	81	111	197	349	-27,0	-43,6
15	2206	UAZ	82	124	147	315	-33,9	-53,3
16	3221 GAZelle	GAZ	59	80	139	243	-26,2	-42,8
17	TRANSIT	FORD	58	42	132	197	38,1	-33,0
18	2705 GAZelle	GAZ	28	43	128	112	-34,9	14,3
19	ARGO	SOLLERS	68	134	117	298	-49,3	-60,7
20	3741	UAZ	46	83	116	276	-44,6	-58,0
21	KOMPAS 5 4X2	KAMAZ	35	78	110	253	-55,1	-56,5
22	2217 SOBOL	GAZ	50	39	106	125	28,2	-15,2
23	GAZelle CITY	GAZ	41	19	96	71	115,8	35,2
24	3303	UAZ	39	37	84	85	5,4	-1,2
25	K33-561	DONGFENG	37	32	83	96	15,6	-13,5

3 months 2026

GAZelle NEXT

4 179 units **-10,8%**

LADA LARGUS FURGON

1 169 units **-40,9%**

GAZ GAZelle 3302

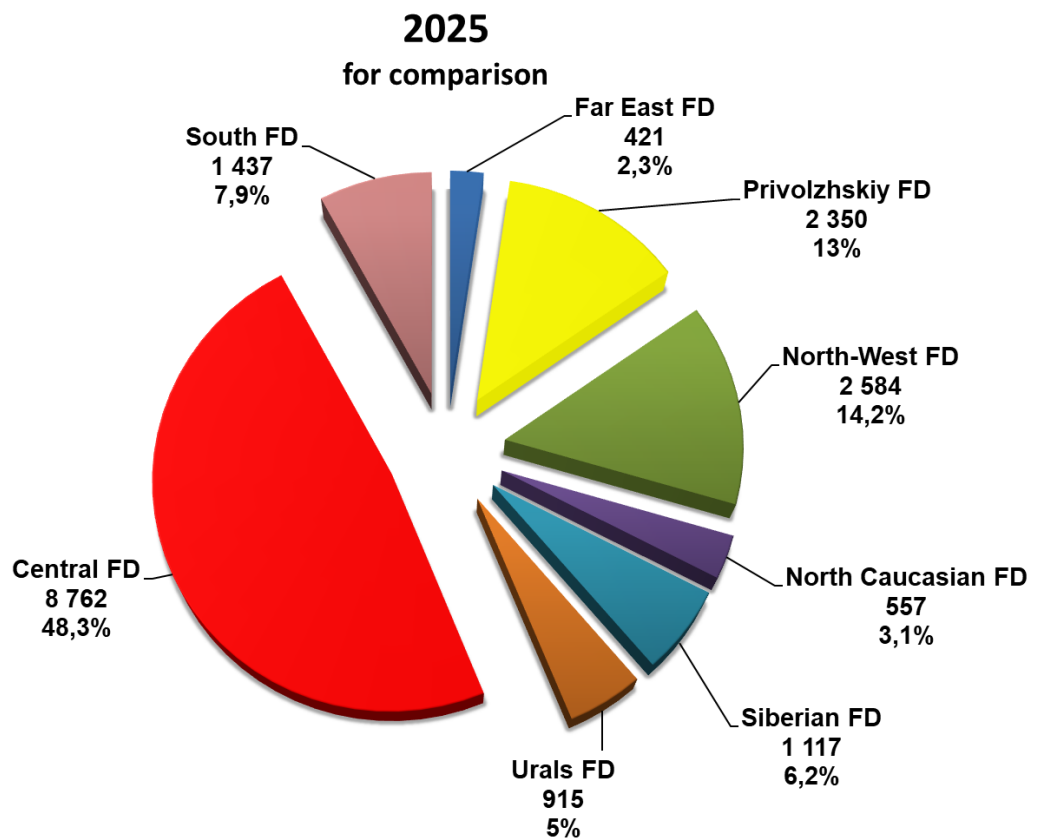
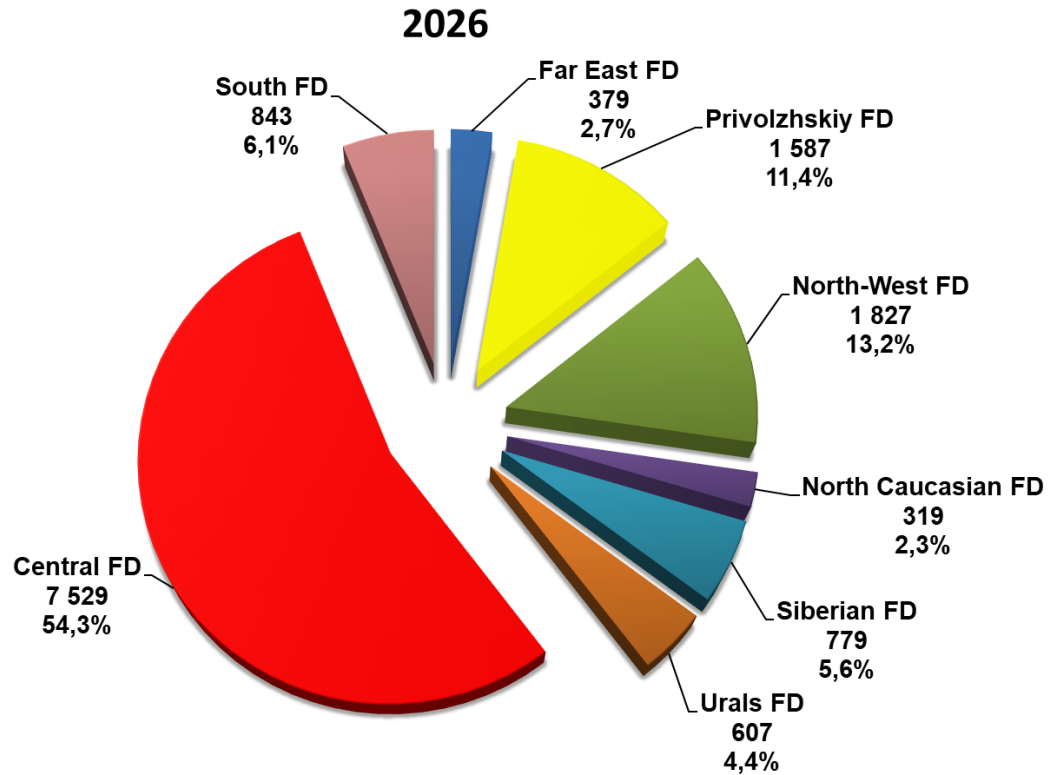
1 001 units **-16,5%**





LIGHT COMMERCIAL VEHICLES

Structure of new LCV sales including light trucks (N1 category) and minibuses (M2 category) in Russia in 3 months 2026 by Federal District





PICKUPS

Sales of new pickups in Russia in March and 3 months 2026 by brand

Brand	March 2026	March 2025	3 months 2026	3 months 2025	Change March 2026 vs 2025, %	Change 3 months 2026 vs 2025, %
JAC	260	406	683	1 268	-36,0	-46,1
RAM	259	91	635	263	184,6	141,4
SOLLERS	159	228	533	698	-30,3	-23,6
CHANGAN	176	120	522	449	46,7	16,3
UAZ	155	243	496	675	-36,2	-26,5
GREAT WALL	201	291	487	806	-30,9	-39,6
MITSUBISHI	102	35	252	125	191,4	101,6
FOTON	96	175	205	570	-45,1	-64,0
FORD	56	45	144	130	24,4	10,8
TOYOTA	29	19	97	75	52,6	29,3
LANDWIND JIANGLING - JMC	23	24	67	88	-4,2	-23,9
ISUZU	13	18	43	45	-27,8	-4,4
HUANGHAI	7	1	20	5	600,0	300,0
DONGFENG	1	23	8	52	-95,7	-84,6
NISSAN	2	2	8	3	0,0	166,7
KIA	2	0	6	0		
VOLKSWAGEN	2	1	5	1	100,0	400,0
TESLA	1	6	3	11	-83,3	-72,7
CHEVROLET	1	1	2	4	0,0	-50,0
GMC	2	4	2	9	-50,0	-77,8
JEEP	0	0	1	1		0,0
QINGLING	1	0	1	0		
HYUNDAI	0	1	0	1	-100,0	-100,0
MAXUS	0	0	0	1		-100,0
ZX-AUTO	0	0	0	1		-100,0
TOTAL	1 548	1 734	4 220	5 281	-10,7	-20,1
TOTAL Russian brands	314	471	1 029	1 373	-33,3	-25,1
TOTAL foreign brands	1 234	1 263	3 191	3 908	-2,3	-18,3



PICKUPS

Top 15 model ranking of new pickup sales in Russia in March and 3 months 2026

Rank	Model	Brand	March 2026	March 2025	3 months 2026	3 months 2025	Change March 2026 vs 2025, %	Change 3 months 2026 vs 2025, %
1	T9 HUNTER	JAC	255	245	656	863	4,1	-24,0
2	RAM	PICKUP	259	91	635	263	184,6	141,4
3	HUNTER PLUS	CHANGAN	176	120	522	448	46,7	16,5
4	2363 PICKUP	UAZ	155	243	496	675	-36,2	-26,5
5	POER	GREAT WALL	168	216	345	356	-22,2	-3,1
6	ST6	SOLLERS	80	223	279	693	-64,1	-59,7
7	L200	MITSUBISHI	101	35	250	125	188,6	100,0
8	TUNLAND	FOTON	94	175	178	570	-46,3	-68,8
9	ST9	SOLLERS	63	0	170	0		
10	POER KINGKONG	GREAT WALL	33	74	141	447	-55,4	-68,5
11	RANGER	FORD	34	34	94	101	0,0	-6,9
12	ST8	SOLLERS	16	5	84	5	220,0	1 580,0
13	HILUX	TOYOTA	23	8	67	54	187,5	24,1
14	VIGUS	JMC	23	22	64	83	4,5	-22,9
15	F-SERIES	FORD	22	11	50	29	100,0	72,4

3 months 2026

JAC T9 HUNTER
656 units **-24%**

RAM PICKUP
635 units **151,4%**

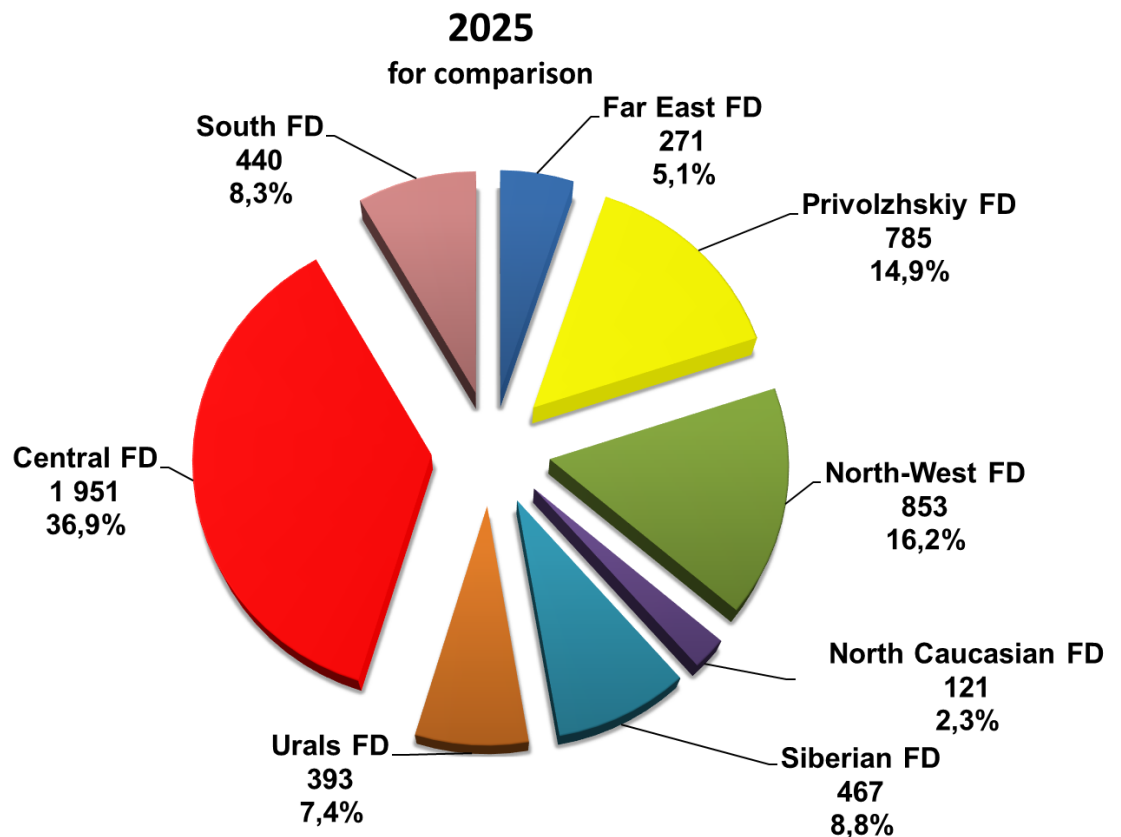
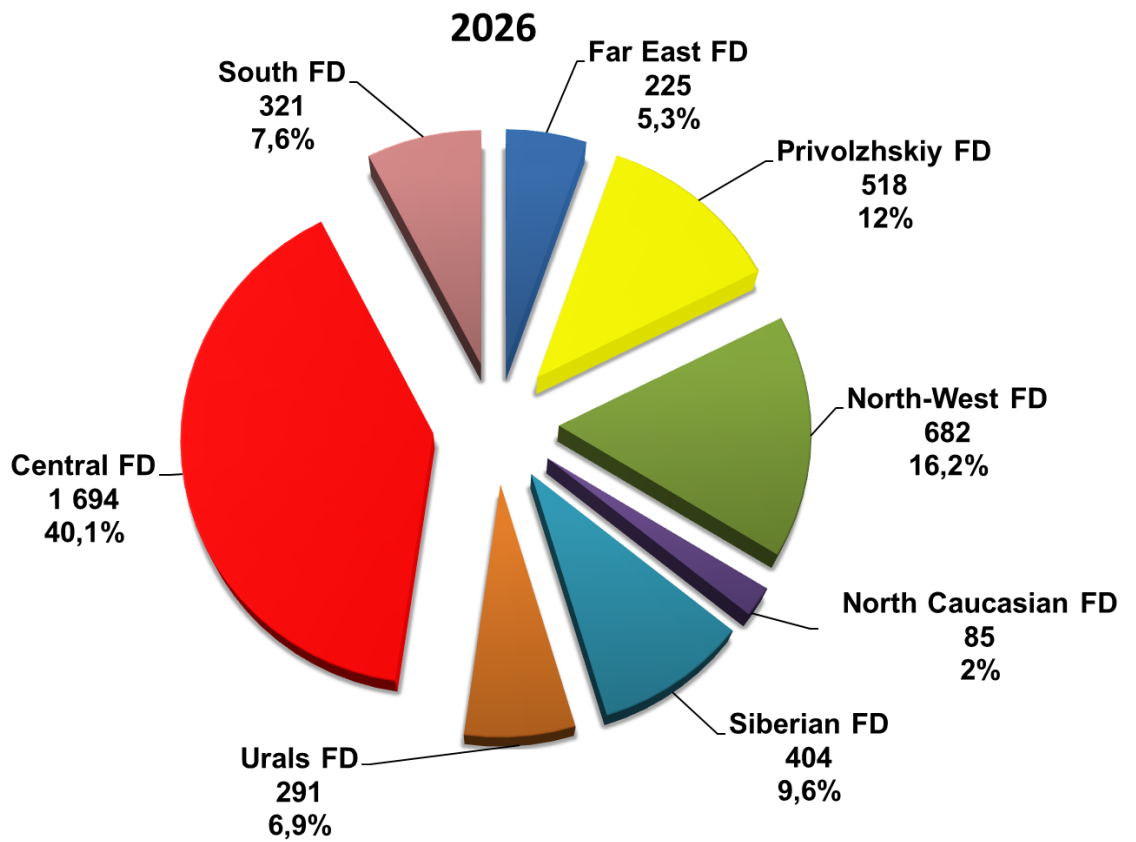
CHANGAN HUNTER PLUS
522 units **16,5%**





PICKUPS

Structure of sales of new pickups in Russia in 3 months 2026 by Federal District



OUR CONTACTS



Market Research Centre at ASM Holding

21/5, Entrance 6, Kuznetsky Most Street, Moscow 107031

Contract Department, tel.: +7 495 626 0944

e-mail: inf@asm-holding.ru

Head of Market Research Centre – **VASILY SEIN**

e-mail: vasein@asm-holding.ru

Telegram: [@marketASM](https://www.instagram.com/@marketASM)

Project Manager – **ALEXANDER STERLIKOV**

Mobile: +7 905 747 2431

e-mail: sterlikov@asm-holding.ru

Website: www.asm-holding.ru

Telegram: [@ASMHOLDING](https://www.instagram.com/@ASMHOLDING)

Vkontakte: [oaoasmholding](https://vk.com/oaoasmholding)



Association of Russian Automakers (OAR)

8, Novovladykinsky Proezd, bldg. 5, POB 81, Moscow 127106

Tel.: +7 495 739 7095

e-mail: info_oar@mail.ru

Adviser for International Cooperation – **YURI KRAVTSOV**

e-mail: kravtsov_oar@mail.ru

Website: www.oar-info.ru