



9 MARCH 2026

AUTOMOBILE MARKET OF RUSSIA IN FEBRUARY AND JANUARY-FEBRUARY 2026 NEW PASSENGER CARS, LIGHT COMMERCIAL VEHICLES AND PICKUPS

In February 2026, sales of new passenger cars, light commercial vehicles and pickups in Russia grew by 0.3% year-on-year to 84 321 vehicles. In January-February 2026, the total sales were 169 244 units, down 5.4% year-on-year.*

Sales results by type of motor vehicles:

- Passenger cars – 78 685 units in February 2026, up 3.1% YOY; 158 170 units in January-February 2026, down 3.4% YOY. Among them battery electric vehicles (BEV) – 772 units in February 2026, up 25.7% YOY; 1 622 units in January-February 2026, up 27.1% YOY.
- Light commercial vehicles including light trucks (N1 category, without pickups) and minibuses (M2 category) – 4 253 units in February 2026, down 28.9% YOY; 8 402 units in January-February 2026, down 28.3% YOY.
- Pickups – 1 383 units in February 2026, down 18.9% YOY; 2 672 units in January-February 2026, down 24.7% YOY.

*(without sales to military, law enforcement and diplomatic agencies in the RF)

COMMENT:

Vasily Sein, Head of the Market Research Centre at ASM Holding, commented:

At the start of 2026 the automobile market shows ambiguous trends reflecting a complicated economic situation and changing consumer demands that caused significant differences of dynamics within the market. Positive trends are being kept in January and February for domestic car makers. At whole, certain stagnation of the market is observed.

The main trends are as follows. In February 2026, sales of new passenger cars were 78 685 units, which is only 1% lower than the sales in January 2026. The car sales in January-February 2026 were 158 170 units, 3% less than those in the same period of the last year. Sales of foreign-branded cars in January-February 2026 were down 9% year-on-year to 94 440 units, while sales of Russian brands grew by 7% to 63 730 cars. The top-3 best-selling passenger car brands in January-February 2026 include LADA with 38 739 vehicles sold (down 26%), HAVAL with 20 884 vehicles sold (down 2.4%) and TENET (17 587 vehicles sold). Sales of battery electric vehicles (BEVs) in January-February 2026 grew by 27% year-on-year to 1622 units, the sales leader being EVOLUTE (a Russian brand) with 550 BEVs sold (growth by 4.7 times).

In the segment of light commercial vehicles, total sales in January-February 2026 were 8 402 units, down 28% YOY. Sales of domestic brands declined by 28% to 7 588 vehicles and grabbed a 90% share of all LCV market in the first two months of 2026. Sales of foreign-branded LCVs in January-February 2026 fell by 27.8% to 814 units. The best sales results were shown by the Russian brands: GAZ – 4 558 units (down 17%), market share 54%; UAZ – 1 206 units (down 35%), and LADA – 1 049 units (down 50%). The best-selling LCV model is GAZelle NEXT (2 565 units sold, down 16%).

Sales of pickups in January-February 2026 fell by 25% year-on-year to 2 672 units. Sales of foreign-branded vehicles fell by 26% to 1 957 units, their share is 73% of the pickup market. Sales of Russian brands fell by 21% to 715 units. The top-3 best-selling pickup brands include JAC – 423 units (down 51%), RAM – 376 units (growth by 2.2 times), and SOLLERS – 374 units (down 20%). The best-selling pickup model is JAC T9 HUNTER – 401 units (down 35%).

OUR CONTACTS:

ASM Holding, OAO

21/5, Kuznetsky Most St., 107031, Moscow, Russia

Tel: +7 (495) 626-09-44

e-mail: inf@asm-holding.ru

Association of Russian Automakers (OAR)

8, Novovladykinsky Proezd, bldg 5, POB 81, 127106, Moscow, Russia

Tel: +7 (495) 739 70 95

e-mail: info_oar@mail.ru



Developed by specialists of
AVTOSTAT-INFO



PASSENGER CARS

Sales of new passenger cars in Russia in February and 2 months 2026 by brand

Brand	February 2026	February 2025	2 months 2026	2 months 2025	Change February 2026 vs 2025, %	Change 2 months 2026 vs 2025, %
LADA	19 070	24 587	38 739	52 152	-22,4	-25,7
HAVAL	10 153	9 569	20 884	21 400	6,1	-2,4
TENET	8 628	0	17 587	0		
GEELY	4 655	5 093	9 377	11 304	-8,6	-17,0
BELGEE	4 694	1 998	7 642	3 814	134,9	100,4
MAZDA	2 772	143	4 871	338	1 838,5	1 341,1
CHANGAN	1 930	4 270	4 156	9 165	-54,8	-54,7
JETOUR	2 031	1 770	4 147	3 983	14,7	4,1
TOYOTA	1 943	950	4 025	2 097	104,5	91,9
SOLARIS	1 504	1 166	3 042	2 458	29,0	23,8
CHERY	1 189	8 385	2 568	17 346	-85,8	-85,2
EXEED	1 194	1 437	2 518	3 093	-16,9	-18,6
JAECOO	1 275	1 630	2 357	3 407	-21,8	-30,8
TANK	1 149	1 400	2 233	3 072	-17,9	-27,3
BMW	1 075	590	2 175	1 251	82,2	73,9
OMODA	969	2 037	2 118	4 361	-52,4	-51,4
VOLKSWAGEN	1 083	238	2 025	460	355,0	340,2
VOYAH	882	365	1 758	847	141,6	107,6
MOSKVICH	753	1 178	1 733	2 555	-36,1	-32,2
GAC	876	1 081	1 713	2 448	-19,0	-30,0
HONGQI	735	379	1 669	906	93,9	84,2
SKODA	901	168	1 518	400	436,3	279,5
KIA	643	331	1 426	712	94,3	100,3
EVOLUTE	861	185	1 378	396	365,4	248,0
MERCEDES	600	428	1 309	838	40,2	56,2
HYUNDAI	460	372	1 109	996	23,7	11,3
AUDI	575	146	1 075	280	293,8	283,9
ZEEKR	441	200	1 049	483	120,5	117,2
LI XIANG	404	690	1 042	1 645	-41,4	-36,7
BESTUNE	457	82	977	164	457,3	495,7
HONDA	501	82	958	228	511,0	320,2
KNEWSTAR	420	389	881	948	8,0	-7,1
UAZ	264	415	613	793	-36,4	-22,7
NISSAN	356	57	608	128	524,6	375,0
LEXUS	305	154	594	340	98,1	74,7
LYNK AND CO	278	21	575	50	1 223,8	1 050,0
XCITE	128	414	481	894	-69,1	-46,2
TRUMPCHI	213	0	469	5		9 280,0
LAND ROVER	189	167	391	315	13,2	24,1
KGM	181	0	348	0		
JAC	128	296	316	637	-56,8	-50,4
BYD	88	66	251	174	33,3	44,3



PASSENGER CARS

Brand	February 2026	February 2025	2 months 2026	2 months 2025	Change February 2026 vs 2025, %	Change 2 months 2026 vs 2025, %
PORSCHE	141	114	245	206	23,7	18,9
MITSUBISHI	119	31	226	65	283,9	247,7
JETTA	138	251	211	336	-45,0	-37,2
AEOLUS	92	98	170	174	-6,1	-2,3
BAIC	88	316	170	726	-72,2	-76,6
WEY	72	342	165	463	-78,9	-64,4
XIAOMI	58	23	157	40	152,2	292,5
SUZUKI	65	42	135	92	54,8	46,7
VOLVO	66	25	125	58	164,0	115,5
LIVAN	36	97	119	225	-62,9	-47,1
ROX	66	23	117	43	187,0	172,1
AVATR	59	98	109	144	-39,8	-24,3
DONGFENG	63	250	109	409	-74,8	-73,3
SWM	57	533	101	1 193	-89,3	-91,5
NORDCROSS	60	0	96	0		
HUAWEI AITO	39	159	92	377	-75,5	-75,6
SUBARU	33	34	89	84	-2,9	6,0
AVRORA	31	19	88	55	63,2	60,0
SOUEAST	25	198	76	353	-87,4	-78,5
INFINITI	31	10	61	28	210,0	117,9
GENESIS	14	10	60	31	40,0	93,5
JEEP	29	31	56	63	-6,5	-11,1
CADILLAC	27	14	54	30	92,9	80,0
CHEVROLET	32	29	54	62	10,3	-12,9
OTING	23	34	50	65	-32,4	-23,1
DENZA	22	12	45	28	83,3	60,7
BAW	17	1	38	2	1 600,0	1 800,0
KAIYI	14	251	37	654	-94,4	-94,3
MINI	10	10	30	14	0,0	114,3
TESLA	15	12	30	28	25,0	7,1
SOLLERS	17	0	29	0		
LAMBORGHINI	13	7	28	17	85,7	64,7
BENTLEY	16	7	24	20	128,6	20,0
ROLLS ROYCE	11	11	24	27	0,0	-11,1
OSHAN	10	3	21	4	233,3	425,0
CITROEN	10	8	20	21	25,0	-4,8
FORD	9	8	18	16	12,5	12,5
UMO	11	0	18	0		
VGX	4	11	15	28	-63,6	-46,4
DFSK	6	78	13	150	-92,3	-91,3
GMC	12	5	13	11	140,0	18,2
AMBERAVTO	9	7	12	19	28,6	-36,8
FERRARI	5	3	12	4	66,7	200,0
MG	8	51	10	67	-84,3	-85,1



PASSENGER CARS

Brand	February 2026	February 2025	2 months 2026	2 months 2025	Change February 2026 vs 2025, %	Change 2 months 2026 vs 2025, %
RENAULT	4	0	8	1		700,0
SAMSUNG	5	1	8	3	400,0	166,7
AURUS	3	24	6	63	-87,5	-90,5
FORTHING	4	17	6	37	-76,5	-83,8
DODGE	3	0	5	2		150,0
XPENG	1	0	5	0		
ARCFOX	4	0	4	1		300,0
EONYX	2	0	4	0		
ORA	2	45	4	82	-95,6	-95,1
PEUGEOT	2	37	4	73	-94,6	-94,5
YANGWANG	2	4	4	11	-50,0	-63,6
ASTON MARTIN	3	0	3	0		
BAOJUN	1	0	3	1		200,0
LUXEED	0	0	3	0		
ROEWE	0	0	3	0		
WULING	2	0	3	1		200,0
ACURA	1	0	2	2		0,0
FIAT	1	0	2	1		100,0
LINCOLN	1	2	2	7	-50,0	-71,4
LOTUS	2	6	2	11	-66,7	-81,8
NIO	1	0	2	1		100,0
ALFA ROMEO	0	0	1	0		
ALPINA	1	1	1	3	0,0	-66,7
BUICK	0	0	1	0		
DAIHATSU	0	3	1	5	-100,0	-80,0
HAIMA	1	1	1	6	0,0	-83,3
HOZON	1	3	1	4	-66,7	-75,0
JAGUAR	0	2	1	5	-100,0	-80,0
MORGAN	0	0	1	0		
OPEL	1	0	1	0		
ZHIJI	1	0	1	0		
HIPHI	0	2	0	3	-100,0	-100,0
IM MOTORS	0	0	0	1		-100,0
INEOS	0	0	0	1		-100,0
LEAPMOTOR	0	1	0	1	-100,0	-100,0
MAXUS	0	0	0	1		-100,0
SAIC-GM-WULING	0	0	0	2		-100,0
SKYWELL	0	2	0	3	-100,0	-100,0
SSANGYONG	0	2	0	4	-100,0	-100,0
STELATO	0	1	0	2	-100,0	-100,0
VENUCIA	0	0	0	5		-100,0
ZOTYE	0	1	0	1	-100,0	-100,0
TOTAL	78 685	76 350	158 170	163 659	3,1	-3,4
TOTAL Russian brands	31 281	27 995	63 730	59 385	11,7	7,3
TOTAL foreign brands	47 404	48 355	94 440	104 274	-2,0	-9,4

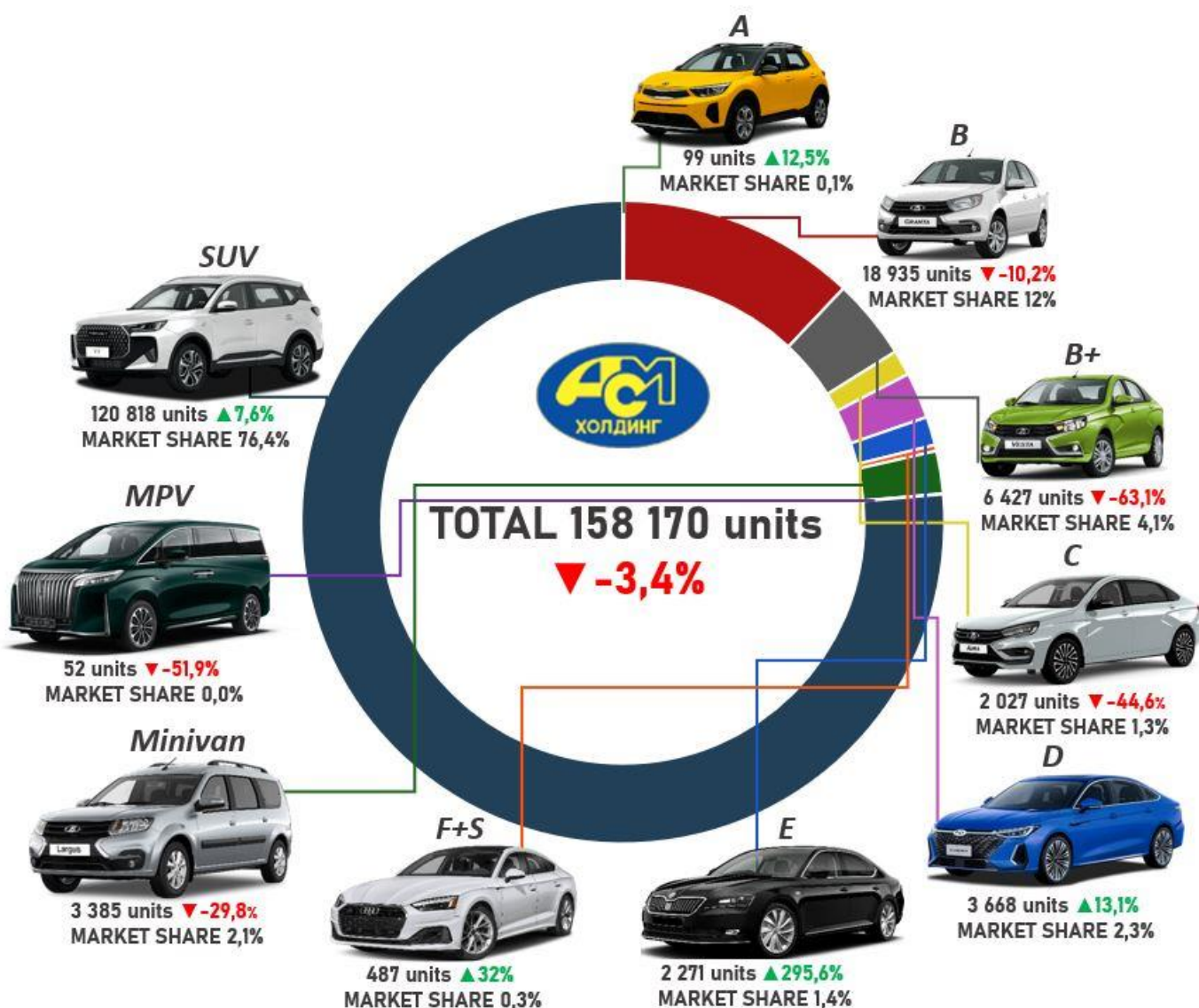


PASSENGER CARS

Sales of new passenger cars in Russia in February and 2 months 2026 by class

Class	February 2026	February 2025	2 months 2026	2 months 2025	Market share February 2026, %	Market share 2 months 2026, %	Change February 2026 vs 2025, %	Change 2 months 2026 vs 2025, %
A	58	44	99	88	0,1	0,1	31,8	12,5
B	9 095	9 606	18 935	21 083	11,6	12,0	-5,3	-10,2
B+	3 190	8 746	6 427	17 403	4,1	4,1	-63,5	-63,1
C	948	1 684	2 027	3 656	1,2	1,3	-43,7	-44,6
D	1 936	1 570	3 668	3 244	2,5	2,3	23,3	13,1
E	1 225	264	2 271	574	1,6	1,4	364,0	295,6
F+S	239	176	487	369	0,3	0,3	35,8	32,0
Minivan	1 672	2 292	3 385	4 825	2,1	2,1	-27,1	-29,8
MPV	23	58	52	108	0,0	0,0	-60,3	-51,9
SUV	60 298	51 910	120 818	112 309	76,6	76,4	16,2	7,6
Not identified	1	0	1	0	0,0	0,0	0,0	0,0
TOTAL	78 685	76 350	158 170	163 659	100,0	100,0	3,1	-3,4

2 months 2026





PASSENGER CARS

Top 25 model ranking of new passenger car sales in Russia in February and 2 months 2026

Rank	Model	Brand	February 2026	February 2025	2 months 2026	2 months 2025	Change February 2026 vs 2025, %	Change 2 months 2026 vs 2025, %
1	GRANTA	LADA	7 321	9 541	14 931	20 982	-23,3	-28,8
2	T7	TENET	4 643	0	8 812	0		
3	JOLION	HAVAL	4 337	3 769	8 708	7 912	15,1	10,1
4	T4	TENET	3 208	0	7 341	0		
5	VESTA	LADA	3 033	8 168	6 072	16 165	-62,9	-62,4
6	NIVA TRAVEL	LADA	3 054	2 775	5 980	5 885	10,1	1,6
7	X50	BELGEE	3 528	1 209	5 155	2 203	191,8	134,0
8	NIVA LEGEND	LADA	2 460	2 090	4 928	4 858	17,7	1,4
9	CX-5	MAZDA	2 544	89	4 433	211	2 758,4	2 000,9
10	ISKRA	LADA	1 731	0	3 903	0		
11	MONJARO	GEELY	1 757	1 893	3 068	4 170	-7,2	-26,4
12	M6	HAVAL	1 479	1 792	3 010	4 098	-17,5	-26,5
13	LARGUS	LADA	1 311	1 978	2 645	4 164	-33,7	-36,5
14	F7	HAVAL	1 374	1 344	2 612	2 762	2,2	-5,4
15	HC	SOLARIS	1 190	527	2 303	1 161	125,8	98,4
16	T1	JETOUR	816	0	2 113	0		
17	ATLAS	GEELY	917	891	1 991	2 015	2,9	-1,2
18	H3	HAVAL	775	1 192	1 950	2 549	-35,0	-23,5
19	UNI-S	CHANGAN	826	1 882	1 836	3 772	-56,1	-51,3
20	J7	JAECOO	1 012	1 172	1 801	2 409	-13,7	-25,2
21	MOSKVICH 3	MOSKVICH	649	1 090	1 510	2 253	-40,5	-33,0
22	RAV4	TOYOTA	662	229	1 496	560	189,1	167,1
23	X70	BELGEE	566	789	1 488	1 611	-28,3	-7,6
24	DARGO	HAVAL	608	872	1 471	2 022	-30,3	-27,3
25	CITYRAY	GEELY	808	601	1 442	1 387	34,4	4,0

2 months 2026

LADA GRANTA

14 931 units **-28,8%**

TENET T7

8 812 units **NEW**



HAVAL JOLION

8 708 units **10,1%**





PASSENGER CARS

Sales of new electric cars (BEV) in Russia in February and 2 months 2026 by brand

Brand / electric cars	February 2026	February 2025	2 months 2026	2 months 2025	Change February 2026 vs 2025, %	Change 2 months 2026 vs 2025, %
EVOLUTE	334	76	550	117	339,5	370,1
GEELY	34	5	199	8	580,0	2387,5
XIAOMI	58	23	157	40	152,2	292,5
ZEEKR	53	200	143	483	-73,5	-70,4
BYD	42	17	116	52	147,1	123,1
AVATR	51	81	99	108	-37,0	-8,3
TOYOTA	21	3	44	5	600,0	780,0
VOLKSWAGEN	22	8	33	22	175,0	50,0
TESLA	15	12	30	28	25,0	7,1
MOSKVICH	17	37	28	97	-54,1	-71,1
LADA	22	1	22	1	2100,0	2100,0
AUDI	10	1	19	4	900,0	375,0
GAC	8	0	18	0		
UMO	11	0	18	0		
AMBERAVTO	9	7	12	19	28,6	-36,8
CHERY	4	1	11	3	300,0	266,7
JAECOO	6	0	11	0		
BMW	1	7	9	15	-85,7	-40,0
HONDA	4	2	9	7	100,0	28,6
HYUNDAI	4	2	8	3	100,0	166,7
DONGFENG	7	0	8	0		
MERCEDES	1	10	7	19	-90,0	-63,2
OMODA	4	0	6	0		
VOYAH	4	17	6	45	-76,5	-86,7
CHANGAN	3	1	5	1	200,0	400,0
XPENG	1	0	5	0		
MAZDA	2	0	4	0		
KIA	1	1	4	1	0,0	300,0
LI XIANG	2	4	4	10	-50,0	-60,0
PORSCHE	2	5	4	14	-60,0	-71,4
ORA	2	45	4	82	-95,6	-95,1
ARCFOX	4	0	4	1		300,0
EONYX	2	0	4	0		
ROLLS ROYCE	2	4	3	6	-50,0	-50,0
BAOJUN	1	0	3	1		200,0
CADILLAC	0	1	2	1	-100,0	100,0
DFSK	1	0	2	0		
YANGWANG	1	1	2	1	0,0	100,0
LOTUS	2	6	2	11	-66,7	-81,8
NIO	1	0	2	1		100,0
EXEED	1	0	1	0		
HONGQI	1	8	1	16	-87,5	-93,8



PASSENGER CARS

Brand / electric cars	February 2026	February 2025	2 months 2026	2 months 2025	Change February 2026 vs 2025, %	Change 2 months 2026 vs 2025, %
NISSAN	0	1	1	2	-100,0	-50,0
LYNK AND CO	0	0	1	0		
MG	1	0	1	2		-50,0
ŠKODA	0	1	0	1	-100,0	-100,0
LEXUS	0	5	0	9	-100,0	-100,0
BAIC	0	1	0	1	-100,0	-100,0
ROX	0	0	0	1		-100,0
HUAWEI AITO	0	5	0	9	-100,0	-100,0
GENESIS	0	0	0	1		-100,0
DENZA	0	3	0	7	-100,0	-100,0
MINI	0	4	0	5	-100,0	-100,0
FORTHING	0	1	0	2	-100,0	-100,0
WULING	0	0	0	1		-100,0
HOZON	0	3	0	4	-100,0	-100,0
SAIC-GM-WULING	0	0	0	2		-100,0
LEAPMOTOR	0	1	0	1	-100,0	-100,0
HIPHI	0	2	0	3	-100,0	-100,0
STELATO	0	1	0	2	-100,0	-100,0
IM	0	0	0	1		-100,0
TOTAL	772	614	1 622	1 276	25,7	27,1
TOTAL Russian brands	395	121	634	234	226,4	170,9
TOTAL foreign brands	377	493	988	1 042	-23,5	-5,2

2 months 2026

EVOLUTE I-JOY
456 units **2180%**

GEELY GALAXY EX5
183 units **4475%**

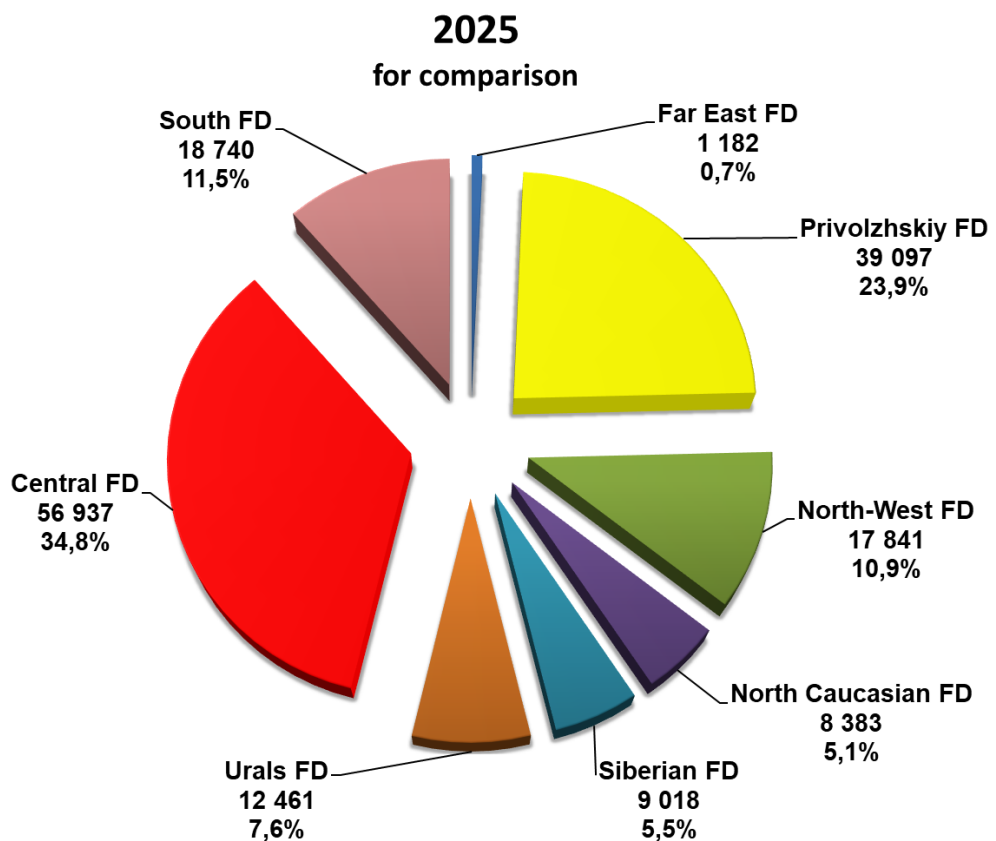
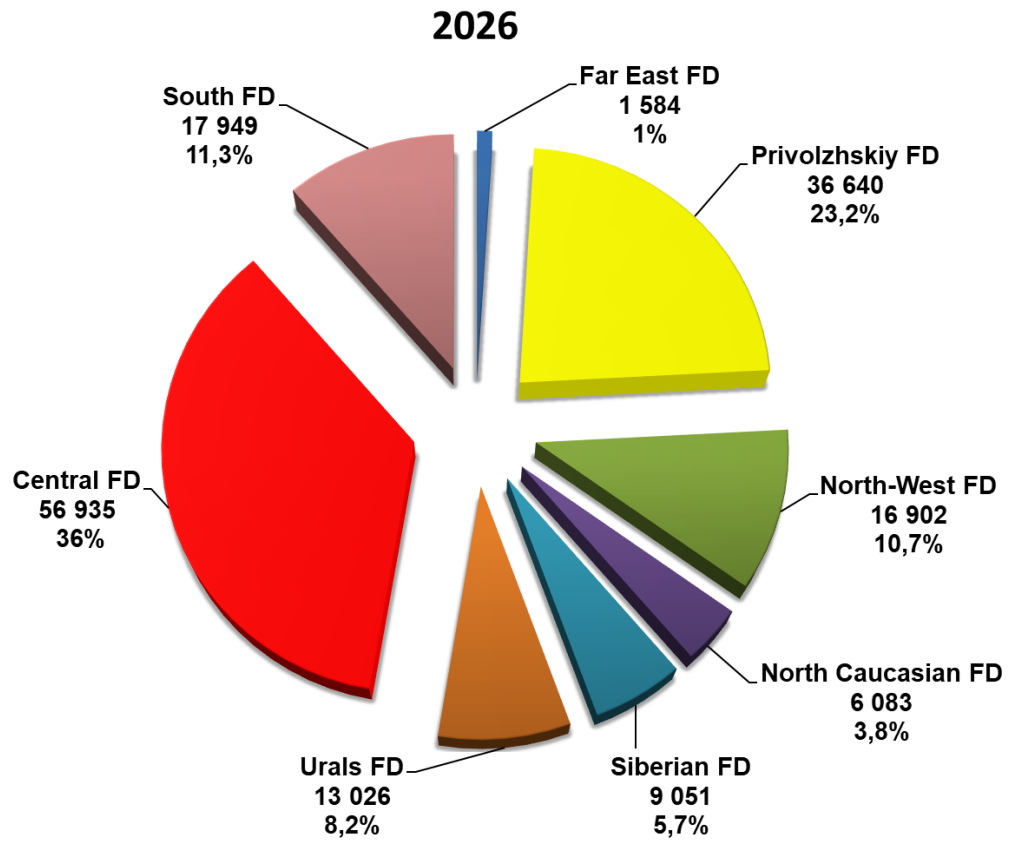
XIAOMI YU7
150 units **NEW**





PASSENGER CARS

Structure of new car sales in Russia in 2 months 2026 by Federal District





LIGHT COMMERCIAL VEHICLES

Sales of new light commercial vehicles in Russia Including light trucks (N1 category) and minibuses (M2 category) in February and 2 months 2026 by brand (without pickups)

Brand	February 2026	February 2025	2 months 2026	2 months 2025	Change February 2026 vs 2025, %	Change 2 months 2026 vs 2025, %
GAZ	2 320	2 712	4 558	5 487	-14,5	-16,9
UAZ	606	1 050	1 206	1 852	-42,3	-34,9
LADA	501	1 077	1 049	2 103	-53,5	-50,1
SOLLERS	337	459	699	958	-26,6	-27,0
MERCEDES	124	124	236	234	0,0	0,9
DONGFENG	66	74	137	188	-10,8	-27,1
FOTON	80	113	134	240	-29,2	-44,2
FORD	49	93	80	161	-47,3	-50,3
KAMAZ	38	93	75	175	-59,1	-57,1
CITROEN	36	11	45	18	227,3	150,0
FIAT	24	36	44	59	-33,3	-25,4
PEUGEOT	10	27	20	48	-63,0	-58,3
VOLKSWAGEN	13	8	19	23	62,5	-17,4
RENAULT	7	7	17	16	0,0	6,2
IVECO	9	14	16	34	-35,7	-52,9
AVIOR	4	5	9	6	-20,0	50,0
WULING	2	2	9	4	0,0	125,0
SHANQI	6	2	8	4	200,0	100,0
FAW	3	0	6	2		200,0
MITSUBISHI	3	0	5	0		
MAXUS	4	8	4	9	-50,0	-55,6
MAZ	0	0	4	1		300,0
KIA	0	3	3	6	-100,0	-50,0
LANDWIND JIANGLING - JMC	2	4	3	4	-50,0	-25,0
NISSAN	1	3	3	3	-66,7	0,0
JINBEI	0	1	2	1	-100,0	100,0
MAN	2	0	2	0		
OPEL	1	2	2	5	-50,0	-60,0
DFSK	1	0	1	0		
GMC	0	0	1	0		
HAOLU	1	0	1	0		
LINXYS	0	0	1	0		
SOVA	1	0	1	0		
SUZUKI	1	2	1	4	-50,0	-75,0
TOYOTA	1	2	1	2	-50,0	-50,0
AVRORA	0	13	0	21	-100,0	-100,0
BAW	0	3	0	7	-100,0	-100,0
CHANGAN	0	18	0	26	-100,0	-100,0
EVM	0	1	0	1	-100,0	-100,0
FORTHING	0	1	0	1	-100,0	-100,0
HYUNDAI	0	3	0	7	-100,0	-100,0



LIGHT COMMERCIAL VEHICLES

Brand	February 2026	February 2025	2 months 2026	2 months 2025	Change February 2026 vs 2025, %	Change 2 months 2026 vs 2025, %
JAC	0	1	0	1	-100,0	-100,0
KAMAG	0	1	0	1	-100,0	-100,0
QILING	0	1	0	1	-100,0	-100,0
SHAANXI	0	10	0	10	-100,0	-100,0
SRM	0	1	0	1	-100,0	-100,0
TOTAL	4 253	5 985	8 402	11 724	-28,9	-28,3
TOTAL Russian brands	3 803	5 405	7 588	10 597	-29,6	-28,4
TOTAL foreign brands	450	580	814	1 127	-22,4	-27,8



LIGHT COMMERCIAL VEHICLES

Top 25 model ranking of new LCV sales including light trucks (N1 category) and minibuses (M2 category) in Russia, in February and 2 months 2026 (without pickups)

Rank	Model	Brand	February 2026	February 2025	2 months 2026	2 months 2025	Change February 2026 vs 2025, %	Change 2 months 2026 vs 2025, %
1	GAZelle NEXT	GAZ	1 341	1 511	2 565	3 064	-11,3	-16,3
2	LARGUS FURGON	LADA	327	605	686	1 233	-46,0	-44,4
3	3302 GAZelle	GAZ	289	357	661	748	-19,0	-11,6
4	2752 SOBOL	GAZ	321	359	600	718	-10,6	-16,4
5	3909	UAZ	291	425	557	767	-31,5	-27,4
6	ATLANT	SOLLERS	265	373	493	794	-29,0	-37,9
7	PROFI	UAZ	194	270	374	509	-28,1	-26,5
8	2349 WIS	LADA	155	428	325	794	-63,8	-59,1
9	SOBOL NN	GAZ	96	136	211	256	-29,4	-17,6
10	V-CLASS	MERCEDES	107	109	205	194	-1,8	5,7
11	SF1	SOLLERS	41	0	155	0		
12	2310 SOBOL	GAZ	81	105	148	250	-22,9	-40,8
13	TOANO	FOTON	69	112	116	238	-38,4	-51,3
14	2705 GAZelle	GAZ	58	32	100	69	81,2	44,9
15	GAZelle NN	GAZ	33	51	82	81	-35,3	1,2
16	3221 GAZelle	GAZ	48	87	80	163	-44,8	-50,9
17	KOMPAS 5 4X2	KAMAZ	38	93	75	175	-59,1	-57,1
18	TRANSIT	FORD	45	89	74	155	-49,4	-52,3
19	3741	UAZ	32	104	70	193	-69,2	-63,7
20	2206	UAZ	34	116	65	191	-70,7	-66,0
21	2217 SOBOL	GAZ	31	39	56	86	-20,5	-34,9
22	GAZelle CITY	GAZ	22	35	55	52	-37,1	5,8
23	ARGO	SOLLERS	30	86	49	164	-65,1	-70,1
24	K33-561	DONGFENG	30	31	46	64	-3,2	-28,1
25	JUNFENG	DONGFENG	18	8	45	12	125,0	275,0

2 months 2026

GAZelle NEXT
2 565 units **-16,3%**

LADA LARGUS FURGON
686 units **-44,4%**

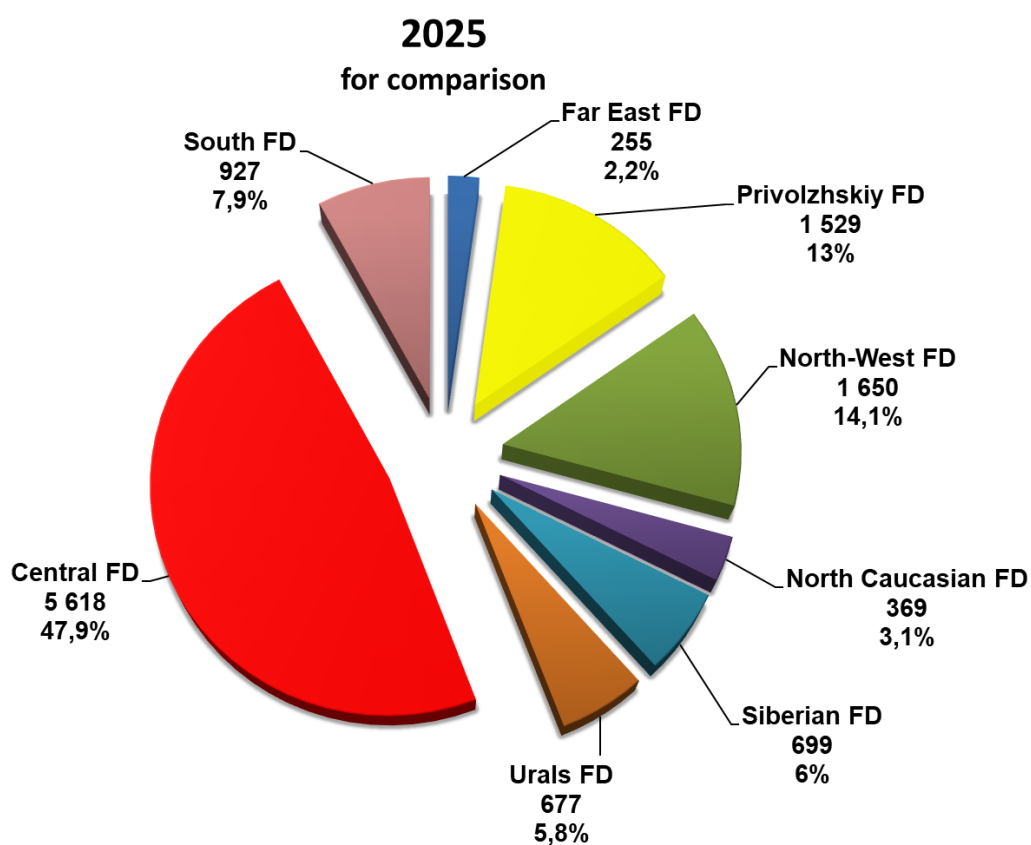
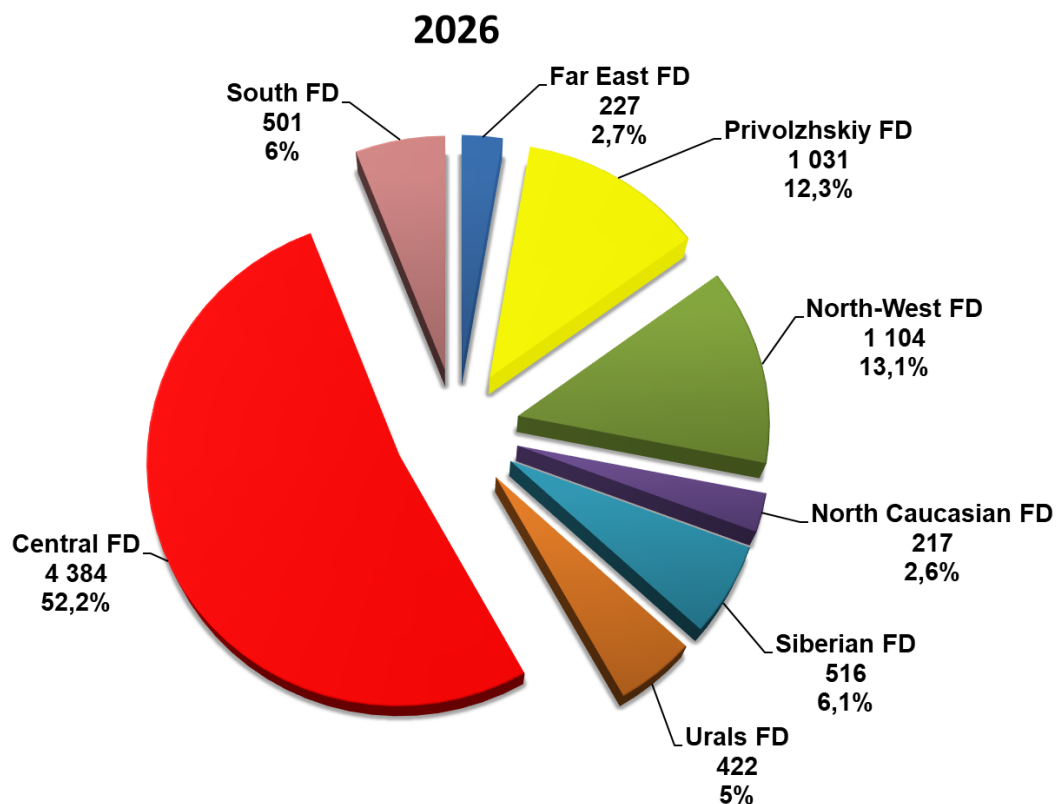
GAZ GAZelle 3302
661 units **-11,6%**





LIGHT COMMERCIAL VEHICLES

Structure of new LCV sales including light trucks (N1 category) and minibuses (M2 category) in Russia in 2 months 2026 by Federal District





PICKUPS

Sales of new pickups in Russia in February and 2 months 2026 by brand

Brand	February 2026	February 2025	2 months 2026	2 months 2025	Change February 2026 vs 2025, %	Change 2 months 2026 vs 2025, %
JAC	186	420	423	862	-55,7	-50,9
RAM	215	85	376	172	152,9	118,6
SOLLERS	186	233	374	470	-20,2	-20,4
CHANGAN	183	147	346	329	24,5	5,2
UAZ	161	194	341	432	-17,0	-21,1
GREAT WALL	154	221	286	515	-30,3	-44,5
mitsubishi	106	45	150	90	135,6	66,7
FOTON	62	220	109	395	-71,8	-72,4
FORD	47	43	88	85	9,3	3,5
TOYOTA	29	24	68	56	20,8	21,4
LANDWIND JIANGLING - JMC	22	41	44	64	-46,3	-31,2
ISUZU	14	9	30	27	55,6	11,1
HUANGHAI	4	0	13	4		225,0
DONGFENG	4	14	7	29	-71,4	-75,9
NISSAN	4	0	6	1		500,0
KIA	1	0	4	0		
VOLKSWAGEN	3	0	3	0		
TESLA	1	4	2	5	-75,0	-60,0
CHEVROLET	0	1	1	3	-100,0	-66,7
JEEP	1	0	1	1		0,0
GMC	0	3	0	5	-100,0	-100,0
MAXUS	0	1	0	1	-100,0	-100,0
ZX-AUTO	0	0	0	1		-100,0
TOTAL	1 383	1 705	2 672	3 547	-18,9	-24,7
TOTAL Russian brands	347	427	715	902	-18,7	-20,7
TOTAL foreign brands	1 036	1 278	1 957	2 645	-18,9	-26,0



PICKUPS

Top 15 model ranking of new pickup sales in Russia in February and 2 months 2026

Rank	Model	Brand	February 2026	February 2025	2 months 2026	2 months 2025	Change February 2026 vs 2025, %	Change 2 months 2026 vs 2025, %
1	T9 HUNTER	JAC	176	283	401	618	-37,8	-35,1
2	RAM	PICKUP	215	85	376	172	152,9	118,6
3	HUNTER PLUS	CHANGAN	183	147	346	328	24,5	5,5
4	2363 PICKUP	UAZ	161	194	341	432	-17,0	-21,1
5	ST6	SOLLERS	76	233	199	470	-67,4	-57,7
6	POER	GREAT WALL	77	139	177	140	-44,6	26,4
7	L200	MITSUBISHI	105	45	149	90	133,3	65,6
8	POER KINGKONG	GREAT WALL	76	81	108	373	-6,2	-71,0
9	ST9	SOLLERS	80	0	107	0		
10	TUNLAND	FOTON	39	220	84	395	-82,3	-78,7
11	ST8	SOLLERS	30	0	68	0		
12	RANGER	FORD	29	36	60	67	-19,4	-10,4
13	HILUX	TOYOTA	18	19	44	46	-5,3	-4,3
14	VIGUS	JMC	20	39	41	61	-48,7	-32,8
15	F-SERIES	FORD	18	7	28	18	157,1	55,6

2 months 2026

JAC T9 HUNTER
401 units **-35,1%**

RAM PICKUP
376 units **118,6%**

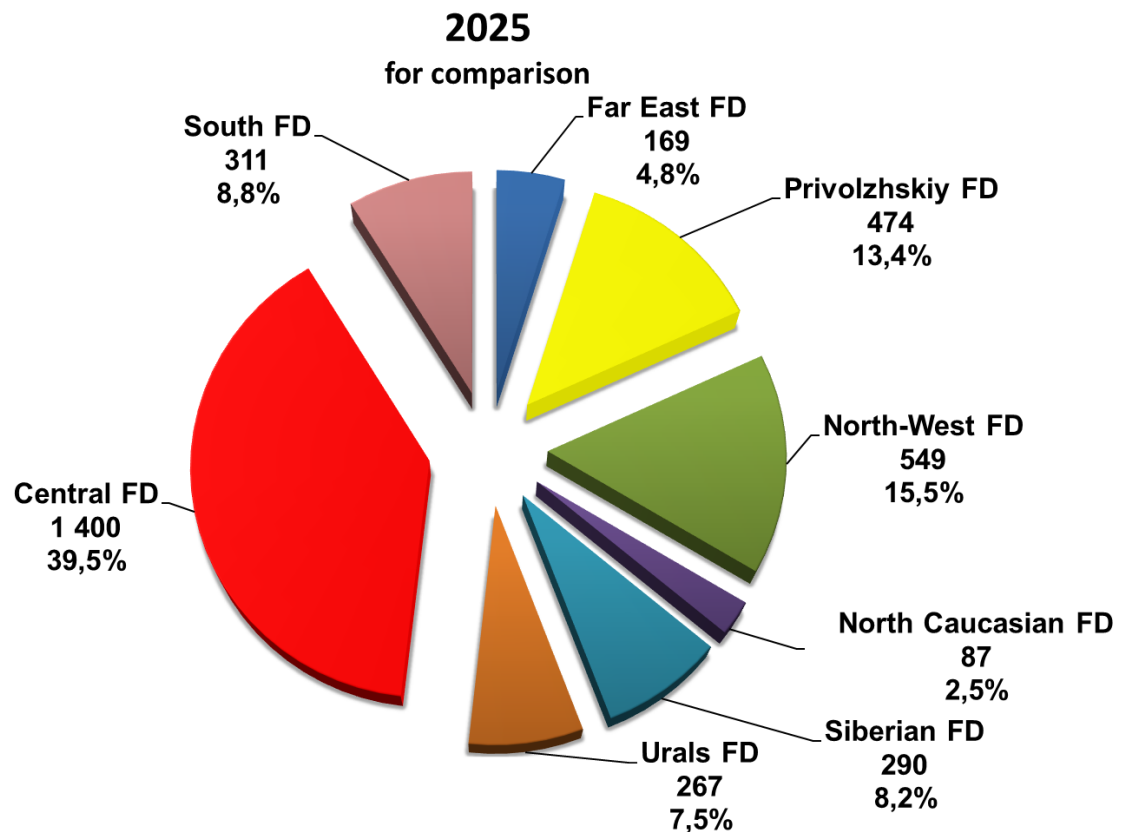
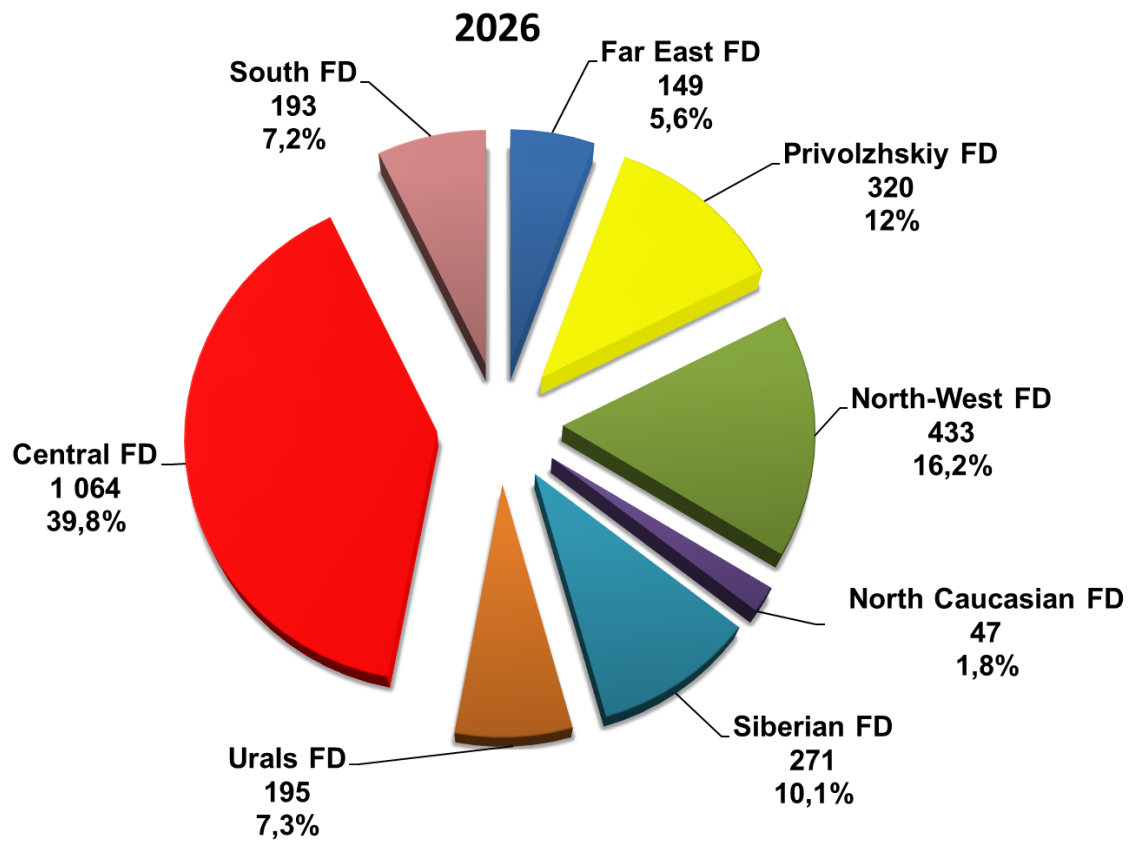
CHANGAN HUNTER PLUS
328 units **5,5%**





PICKUPS

Structure of sales of new pickups in Russia in 2 months 2026 by Federal District



OUR CONTACTS



ASM Holding, OAO

21/5, Entrance 6, Kuznetsky Most Street, Moscow 107031

Contract Department, tel.: +7 495 626 0944

e-mail: inf@asm-holding.ru

Head of Market Research Centre – **VASILY SEIN**

e-mail: vasein@asm-holding.ru

Telegram: [@marketASM](https://www.instagram.com/@marketASM)

Project Manager – **ALEXANDER STERLIKOV**

Mobile: +7 905 747 2431

e-mail: sterlikov@asm-holding.ru

Website: www.asm-holding.ru

Telegram: [@ASMHOLDING](https://www.instagram.com/@ASMHOLDING)

Vkontakte: [oaoasmholding](https://vk.com/oaoasmholding)



Association of Russian Automakers (OAR)

8, Novovladykinsky Proezd, bldg. 5, POB 81, Moscow 127106

Tel.: +7 495 739 7095

e-mail: info_oar@mail.ru

Adviser for International Cooperation – **YURI KRAVTSOV**

e-mail: kravtsov_oar@mail.ru

Website: www.oar-info.ru