



2 MARCH 2026

## AUTOMOBILE MARKET OF RUSSIA IN JANUARY 2026 NEW PASSENGER CARS, LIGHT COMMERCIAL VEHICLES AND PICKUPS

In January 2026, sales of new passenger cars, light commercial vehicles and pickups in Russia fell by 10.5% year-on-year to 84 921 vehicles.\*

Sales results by type of motor vehicles:

- Passenger cars – 79 485 units in January 2026, down 9% YOY.  
Among them battery electric vehicles (BEVs) – 850 units in January 2026, up 28.4% YOY.
- Light commercial vehicles including light trucks (N1 category, without pickups) and minibuses (M2 category) – 4 147 units in January 2026, down 27.7% YOY.
- Pickups – 1 289 units in January 2026, down 30% YOY.

\*(without sales to military, law enforcement and diplomatic agencies in the RF)

### COMMENT:

Vasily Sein, Head of the Market Research Centre at ASM Holding, commented:

In January 2026, a notable decrease of sales vs. December 2025 was shown in all segments; however some positive trends emerged for domestic car manufacturers. The main trends are as follows: the total sales of new passenger cars in January 2026 were 79 485, down 9% YOY. Sales of foreign-branded cars were down 16% YOY to 47 036 units. Sales of Russian-branded cars in January 2026 grew by 3% YOY to 32 449 units. The BEV sales showed a 28.4% growth as compared to January 2025; however this performance is down 38% in comparison with December 2025 (1 373 sales). The top 3 best-selling car brands in January 2026 include LADA as a leader (19 669 sales, down 29%), followed by HAVAL on the second position (10 731 sales, down 9%) and by TENET as number 3 with 8 959 sales. The best-selling brand among manufacturers of BEVs in January 2026 is the Russian brand EVOLUTE, with 216 vehicles sold.

In the LCV segment, sales in January 2026 were 4 147 units, down 28% from January 2025. A significant fall of sales is noted in comparison with December 2025 (8 816 units). Sales of domestic brands decreased by 27% to 3 785 units, while grapping the nearly whole LCV market in January 2026. Sales of foreign-branded vehicles fell by 34% to 362 units. The best sales results were shown by domestic brands: GAZ – 2 238 units (down 19%), UAZ – 600 units (down 25%), LADA – 548 units (down 47%) and UAZ – 802 units (down 35.4%). The share of GAZ brand in January 2026 was 54% of the new LCV market. The best-selling LCV model in January 2026 is GAZelle NEXT (1 224 units, down 21%).

Pickup sales in January 2026 fell by 30% vs. January 2025 to 1 289 units. Sales of foreign-branded pickups were down 33% to 921 units, grapping 71% market share. Sales of Russian brands were down 23% to 368 units. The top 3 best-selling brands include JAC – 237 units (down 46%), SOLLERS – 188 units (down 21%) and UAZ – 180 units (down 24%). The best-selling pickup model is JAC T9 HUNTER – 225 units (down 33%).

Conclusions from January 2026 results: A growing market share of Russian passenger cars on the background of total recession is a good message for the domestic auto industry. Domestic OEMs keep leadership in the LCV segment. The pickup market remains impacted by foreign brands despite their general downturn.

### OUR CONTACTS:

#### ASM Holding, OAO

21/5, Kuznetsky Most St., 107031, Moscow, Russia

Tel: +7 (495) 626-09-44

e-mail: [inf@asm-holding.ru](mailto:inf@asm-holding.ru)

#### Association of Russian Automakers (OAR)

8, Novovladykinsky Proezd, bldg 5, POB 81, 127106, Moscow, Russia

Tel: +7 (495) 739 70 95

e-mail: [info\\_oar@mail.ru](mailto:info_oar@mail.ru)



Developed by specialists of  
AVTOSTAT-INFO



# PASSENGER CARS

## Sales of new passenger cars in Russia in January 2026 by brand

Brand	January 2026	January 2025	1 month 2026	1 month 2025	Change January 2026 vs 2025, %	Change 1 month 2026 vs 2025, %
LADA	19 669	27 565	19 669	27 565	-28,6	-28,6
HAVAL	10 731	11 831	10 731	11 831	-9,3	-9,3
TENET	8 959	0	8 959	0		
GEELY	4 722	6 211	4 722	6 211	-24,0	-24,0
BELGEE	2 948	1 816	2 948	1 816	62,3	62,3
CHANGAN	2 226	4 895	2 226	4 895	-54,5	-54,5
JETOUR	2 116	2 213	2 116	2 213	-4,4	-4,4
MAZDA	2 099	195	2 099	195	976,4	976,4
TOYOTA	2 082	1 147	2 082	1 147	81,5	81,5
SOLARIS	1 538	1 292	1 538	1 292	19,0	19,0
CHERY	1 379	8 961	1 379	8 961	-84,6	-84,6
EXEED	1 324	1 656	1 324	1 656	-20,0	-20,0
OMODA	1 149	2 324	1 149	2 324	-50,6	-50,6
BMW	1 100	661	1 100	661	66,4	66,4
TANK	1 084	1 672	1 084	1 672	-35,2	-35,2
JAECOO	1 082	1 777	1 082	1 777	-39,1	-39,1
MOSKVICH	980	1 377	980	1 377	-28,8	-28,8
VOLKSWAGEN	942	222	942	222	324,3	324,3
HONGQI	934	527	934	527	77,2	77,2
VOYAH	876	482	876	482	81,7	81,7
GAC	837	1 367	837	1 367	-38,8	-38,8
KIA	783	381	783	381	105,5	105,5
MERCEDES	709	410	709	410	72,9	72,9
HYUNDAI	649	624	649	624	4,0	4,0
LI XIANG	638	955	638	955	-33,2	-33,2
SKODA	617	232	617	232	165,9	165,9
ZEEKR	608	283	608	283	114,8	114,8
BESTUNE	520	82	520	82	534,1	534,1
EVOLUTE	517	211	517	211	145,0	145,0
AUDI	500	134	500	134	273,1	273,1
KNEWSTAR	461	559	461	559	-17,5	-17,5
HONDA	457	146	457	146	213,0	213,0
XCITE	353	480	353	480	-26,5	-26,5
UAZ	349	378	349	378	-7,7	-7,7
LYNK AND CO	297	29	297	29	924,1	924,1
LEXUS	289	186	289	186	55,4	55,4
TRUMPCHI	256	5	256	5	5 020,0	5 020,0
NISSAN	252	71	252	71	254,9	254,9
LAND ROVER	202	148	202	148	36,5	36,5
JAC	188	341	188	341	-44,9	-44,9
KGM	167	0	167	0		
BYD	163	108	163	108	50,9	50,9



# PASSENGER CARS

Brand	January 2026	January 2025	1 month 2026	1 month 2025	Change January 2026 vs 2025, %	Change 1 month 2026 vs 2025, %
MITSUBISHI	107	34	107	34	214,7	214,7
PORSCHE	104	92	104	92	13,0	13,0
XIAOMI	99	17	99	17	482,4	482,4
WEY	93	121	93	121	-23,1	-23,1
LIVAN	83	128	83	128	-35,2	-35,2
BAIC	82	410	82	410	-80,0	-80,0
AEOLUS	78	76	78	76	2,6	2,6
JETTA	73	85	73	85	-14,1	-14,1
SUZUKI	70	50	70	50	40,0	40,0
VOLVO	59	33	59	33	78,8	78,8
AVRORA	57	36	57	36	58,3	58,3
SUBARU	56	50	56	50	12,0	12,0
HUAWEI AITO	53	218	53	218	-75,7	-75,7
ROX	51	20	51	20	155,0	155,0
SOUEAST	51	155	51	155	-67,1	-67,1
AVATR	50	46	50	46	8,7	8,7
DONGFENG	46	159	46	159	-71,1	-71,1
GENESIS	46	21	46	21	119,0	119,0
SWM	44	660	44	660	-93,3	-93,3
NORDCROSS	36	0	36	0		
INFINITI	30	18	30	18	66,7	66,7
CADILLAC	27	16	27	16	68,8	68,8
JEEP	27	32	27	32	-15,6	-15,6
OTING	27	31	27	31	-12,9	-12,9
DENZA	23	16	23	16	43,8	43,8
KAIYI	23	403	23	403	-94,3	-94,3
CHEVROLET	22	33	22	33	-33,3	-33,3
BAW	21	1	21	1	2 000,0	2 000,0
MINI	20	4	20	4	400,0	400,0
LAMBORGHINI	15	10	15	10	50,0	50,0
TESLA	15	16	15	16	-6,2	-6,2
ROLLS ROYCE	13	16	13	16	-18,8	-18,8
SOLLERS	12	0	12	0		
OSHAN	11	1	11	1	1 000,0	1 000,0
VGV	11	17	11	17	-35,3	-35,3
CITROEN	10	13	10	13	-23,1	-23,1
FORD	9	8	9	8	12,5	12,5
BENTLEY	8	13	8	13	-38,5	-38,5
DFSK	7	72	7	72	-90,3	-90,3
FERRARI	7	1	7	1	600,0	600,0
UMO	7	0	7	0		
RENAULT	4	1	4	1	300,0	300,0
XPENG	4	0	4	0		
AMBERAVTO	3	12	3	12	-75,0	-75,0



# PASSENGER CARS

Brand	January 2026	January 2025	1 month 2026	1 month 2025	Change January 2026 vs 2025, %	Change 1 month 2026 vs 2025, %
AURUS	3	39	3	39	-92,3	-92,3
LUXEED	3	0	3	0		
ROEWE	3	0	3	0		
SAMSUNG	3	2	3	2	50,0	50,0
BAOJUN	2	1	2	1	100,0	100,0
DODGE	2	2	2	2	0,0	0,0
EONYX	2	0	2	0		
FORTHING	2	20	2	20	-90,0	-90,0
MG	2	16	2	16	-87,5	-87,5
ORA	2	37	2	37	-94,6	-94,6
PEUGEOT	2	36	2	36	-94,4	-94,4
YANGWANG	2	7	2	7	-71,4	-71,4
ACURA	1	2	1	2	-50,0	-50,0
ALFA ROMEO	1	0	1	0		
BUICK	1	0	1	0		
DAIHATSU	1	2	1	2	-50,0	-50,0
FIAT	1	1	1	1	0,0	0,0
GMC	1	6	1	6	-83,3	-83,3
JAGUAR	1	3	1	3	-66,7	-66,7
LINCOLN	1	5	1	5	-80,0	-80,0
MORGAN	1	0	1	0		
NIO	1	1	1	1	0,0	0,0
WULING	1	1	1	1	0,0	0,0
ALPINA	0	2	0	2	-100,0	-100,0
ARCFOX	0	1	0	1	-100,0	-100,0
HAIMA	0	5	0	5	-100,0	-100,0
HIPHI	0	1	0	1	-100,0	-100,0
HOZON	0	1	0	1	-100,0	-100,0
IM MOTORS	0	1	0	1	-100,0	-100,0
INEOS	0	1	0	1	-100,0	-100,0
LOTUS	0	5	0	5	-100,0	-100,0
MAXUS	0	1	0	1	-100,0	-100,0
SAIC-GM-WULING	0	2	0	2	-100,0	-100,0
SKYWELL	0	1	0	1	-100,0	-100,0
SSANGYONG	0	2	0	2	-100,0	-100,0
STELATO	0	1	0	1	-100,0	-100,0
VENUCIA	0	5	0	5	-100,0	-100,0
<b>TOTAL</b>	<b>79 485</b>	<b>87 309</b>	<b>79 485</b>	<b>87 309</b>	<b>-9,0</b>	<b>-9,0</b>
<b>TOTAL Russian brands</b>	<b>32 449</b>	<b>31 390</b>	<b>32 449</b>	<b>31 390</b>	<b>3,4</b>	<b>3,4</b>
<b>TOTAL foreign brands</b>	<b>47 036</b>	<b>55 919</b>	<b>47 036</b>	<b>55 919</b>	<b>-15,9</b>	<b>-15,9</b>

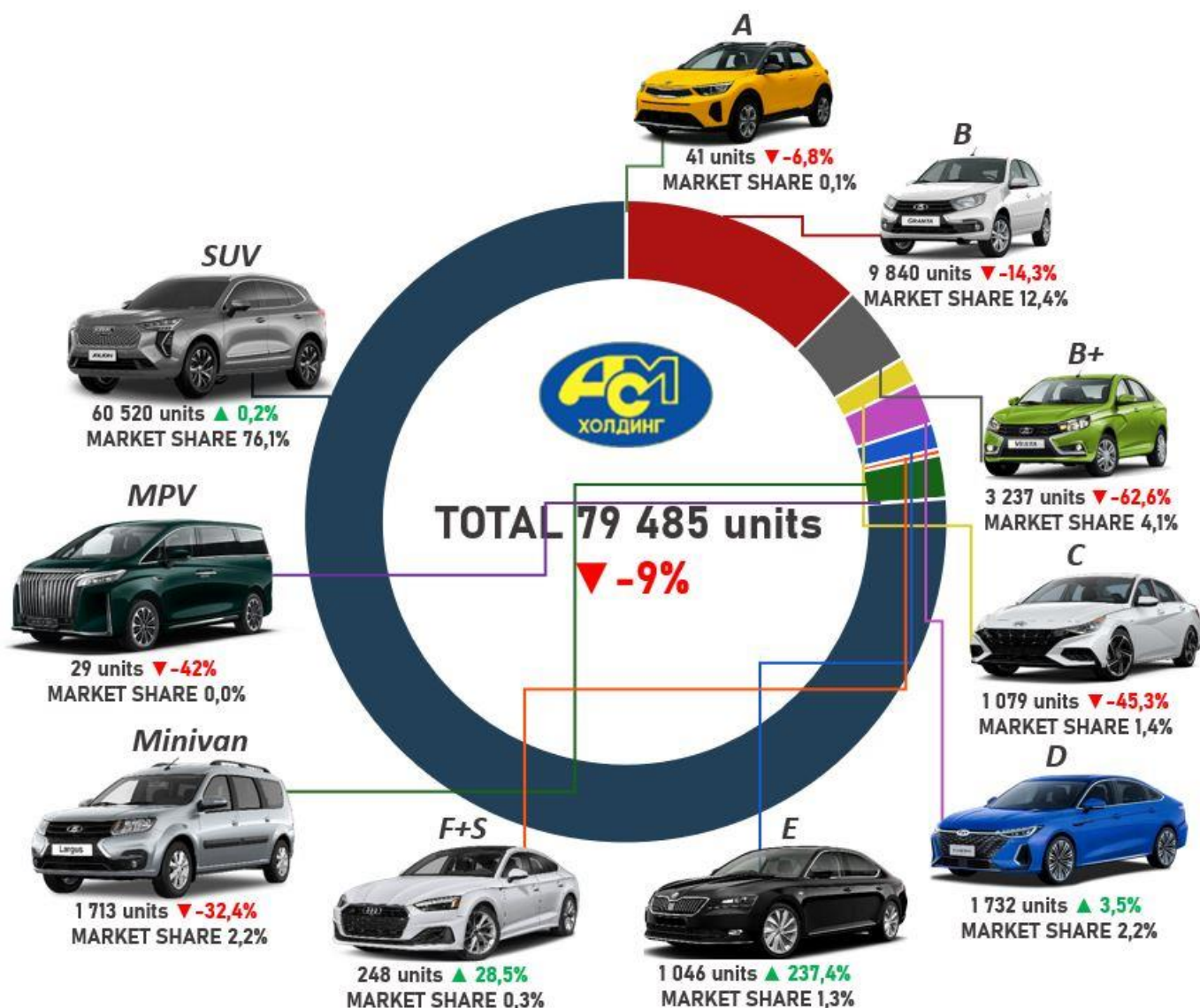


# PASSENGER CARS

## Sales of new passenger cars in Russia in January 2026 by class

Class	January 2026	January 2025	1 month 2026	1 month 2025	Market share January 2026, %	Market share 1 month 2026, %	Change January 2026 vs 2025, %	Change 1 month 2026 vs 2025, %
A	41	44	41	44	0,1	0,1	-6,8	-6,8
B	9 840	11 477	9 840	11 477	12,4	12,4	-14,3	-14,3
B+	3 237	8 657	3 237	8 657	4,1	4,1	-62,6	-62,6
C	1 079	1 972	1 079	1 972	1,4	1,4	-45,3	-45,3
D	1 732	1 674	1 732	1 674	2,2	2,2	3,5	3,5
E	1 046	310	1 046	310	1,3	1,3	237,4	237,4
F+S	248	193	248	193	0,3	0,3	28,5	28,5
Minivan	1 713	2 533	1 713	2 533	2,2	2,2	-32,4	-32,4
MPV	29	50	29	50	0,0	0,0	-42,0	-42,0
SUV	60 520	60 399	60 520	60 399	76,1	76,1	0,2	0,2
<b>TOTAL</b>	<b>79 485</b>	<b>87 309</b>	<b>79 485</b>	<b>87 309</b>	<b>100,0</b>	<b>100,0</b>	<b>-9,0</b>	<b>-9,0</b>

### 1 month 2026





# PASSENGER CARS

## Top 25 model ranking of new passenger car sales in Russia in January 2026

Rank	Model	Brand	January 2026	January 2025	1 month 2026	1 month 2025	Change January 2026 vs 2025, %	Change 1 month 2026 vs 2025, %
1	GRANTA	LADA	7 610	11 441	7 610	11 441	-33,5	-33,5
2	JOLION	HAVAL	4 371	4 143	4 371	4 143	5,5	5,5
3	T7	TENET	4 169	0	4 169	0		
4	T4	TENET	4 133	0	4 133	0		
5	VESTA	LADA	3 039	7 997	3 039	7 997	-62,0	-62,0
6	NIVA TRAVEL	LADA	2 926	3 110	2 926	3 110	-5,9	-5,9
7	NIVA LEGEND	LADA	2 468	2 768	2 468	2 768	-10,8	-10,8
8	ISKRA	LADA	2 172	0	2 172	0		
9	CX-5	MAZDA	1 889	122	1 889	122	1 448,4	1 448,4
10	X50	BELGEE	1 627	994	1 627	994	63,7	63,7
11	M6	HAVAL	1 531	2 306	1 531	2 306	-33,6	-33,6
12	LARGUS	LADA	1 334	2 186	1 334	2 186	-39,0	-39,0
13	MONJARO	GEELY	1 311	2 277	1 311	2 277	-42,4	-42,4
14	T1	JETOUR	1 297	0	1 297	0		
15	F7	HAVAL	1 238	1 418	1 238	1 418	-12,7	-12,7
16	H3	HAVAL	1 175	1 357	1 175	1 357	-13,4	-13,4
17	HC	SOLARIS	1 113	634	1 113	634	75,6	75,6
18	ATLAS	GEELY	1 074	1 124	1 074	1 124	-4,4	-4,4
19	UNI-S	CHANGAN	1 010	1 890	1 010	1 890	-46,6	-46,6
20	X70	BELGEE	922	822	922	822	12,2	12,2
21	DARGO	HAVAL	863	1 150	863	1 150	-25,0	-25,0
22	MOSKVICH 3	MOSKVICH	861	1 163	861	1 163	-26,0	-26,0
23	RAV4	TOYOTA	834	331	834	331	152,0	152,0
24	J7	JAECOO	789	1 237	789	1 237	-36,2	-36,2
25	FREE	VOYAH	720	380	720	380	89,5	89,5

### 1 month 2026

LADA GRANTA  
7 610 units **-33,5%**

HAVAL JOLION  
4 371 units **5,5%**

TENET T7  
4 169 units **NEW**





# PASSENGER CARS

## Sales of new electric cars (BEV) in Russia in January 2026 by brand

Brand / electric cars	January 2026	January 2025	1 month 2026	1 month 2025	Change January 2026 vs 2025, %	Change 1 month 2026 vs 2025, %
EVOLUTE	216	41	216	41	426,8	426,8
GEELY	165	3	165	3	5400,0	5400,0
XIAOMI	99	17	99	17	482,4	482,4
ZEEKR	90	283	90	283	-68,2	-68,2
BYD	74	35	74	35	111,4	111,4
AVATR	48	27	48	27	77,8	77,8
TOYOTA	23	2	23	2	1050,0	1050,0
TESLA	15	16	15	16	-6,3	-6,3
MOSKVICH	11	60	11	60	-81,7	-81,7
VOLKSWAGEN	11	14	11	14	-21,4	-21,4
GAC	10	0	10	0		
AUDI	9	3	9	3	200,0	200,0
BMW	8	8	8	8	0,0	0,0
CHERY	7	2	7	2	250,0	250,0
UMO	7	0	7	0		
MERCEDES	6	9	6	9	-33,3	-33,3
JAECOO	5	0	5	0		
HONDA	5	5	5	5	0,0	0,0
HYUNDAI	4	1	4	1	300,0	300,0
XPENG	4	0	4	0		
KIA	3	0	3	0		
AMBERAVTO	3	12	3	12	-75,0	-75,0
CHANGAN	2	0	2	0		
MAZDA	2	0	2	0		
OMODA	2	0	2	0		
VOYAH	2	28	2	28	-92,9	-92,9
LI XIANG	2	6	2	6	-66,7	-66,7
PORSCHE	2	9	2	9	-77,8	-77,8
CADILLAC	2	0	2	0		
ORA	2	37	2	37	-94,6	-94,6
BAOJUN	2	1	2	1	100,0	100,0
EONYX	2	0	2	0		
LYNK AND CO	1	0	1	0		
NISSAN	1	1	1	1	0,0	0,0
DONGFENG	1	0	1	0		
ROLLS ROYCE	1	2	1	2	-50,0	-50,0
DFSK	1	0	1	0		
YANGWANG	1	0	1	0		
NIO	1	1	1	1	0,0	0,0
HONGQI	0	8	0	8	-100,0	-100,0
LEXUS	0	4	0	4	-100,0	-100,0
HUAWEI AITO	0	4	0	4	-100,0	-100,0



# PASSENGER CARS

Brand / electric cars	January 2026	January 2025	1 month 2026	1 month 2025	Change January 2026 vs 2025, %	Change 1 month 2026 vs 2025, %
ROX	0	1	0	1	-100,0	-100,0
GENESIS	0	1	0	1	-100,0	-100,0
DENZA	0	4	0	4	-100,0	-100,0
MINI	0	1	0	1	-100,0	-100,0
MG	0	2	0	2	-100,0	-100,0
FORTHING	0	1	0	1	-100,0	-100,0
WULING	0	1	0	1	-100,0	-100,0
LOTUS	0	5	0	5	-100,0	-100,0
SAIC-GM-WULING	0	2	0	2	-100,0	-100,0
HOZON	0	1	0	1	-100,0	-100,0
HIPHI	0	1	0	1	-100,0	-100,0
ARCFOX	0	1	0	1	-100,0	-100,0
STELATO	0	1	0	1	-100,0	-100,0
IM	0	1	0	1	-100,0	-100,0
<b>TOTAL</b>	<b>850</b>	<b>662</b>	<b>850</b>	<b>662</b>	<b>28,4</b>	<b>28,4</b>
<b>TOTAL Russian brands</b>	<b>239</b>	<b>113</b>	<b>239</b>	<b>113</b>	<b>111,5</b>	<b>111,5</b>
<b>TOTAL foreign brands</b>	<b>611</b>	<b>549</b>	<b>611</b>	<b>549</b>	<b>11,3</b>	<b>11,3</b>

## 1 month 2026

### EVOLUTE I-JOY

177 units **1164,3%**

### GEELY GALAXY EX5

155 units **NEW**



### XIAOMI YU7

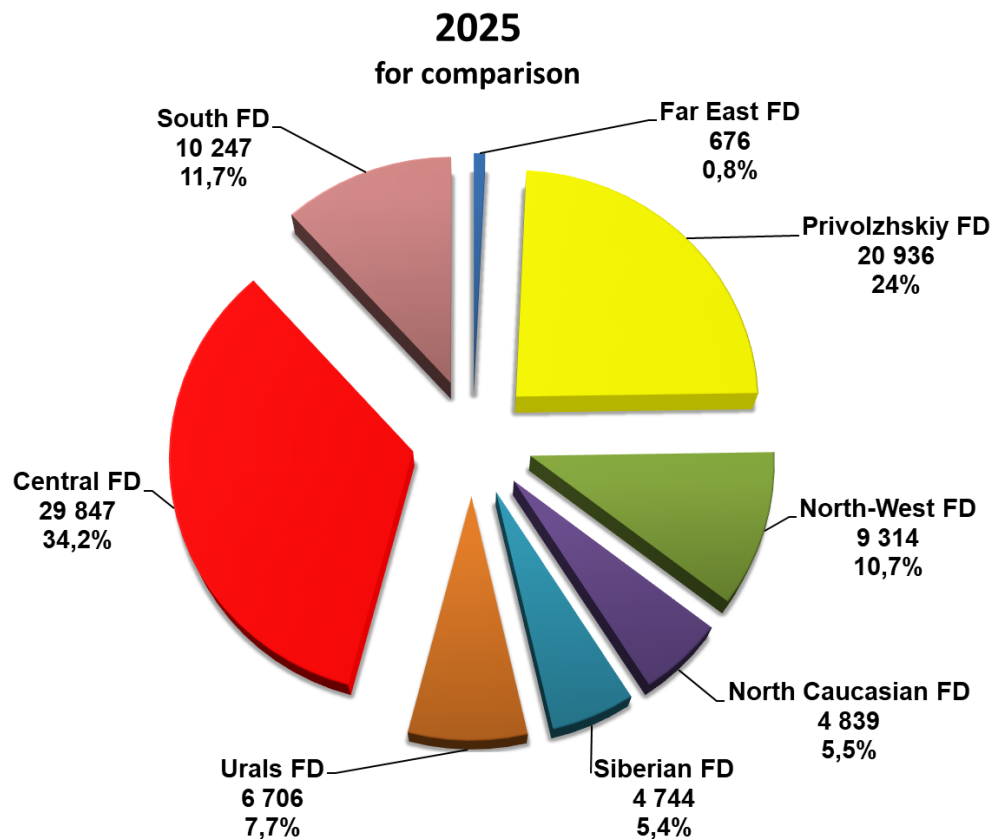
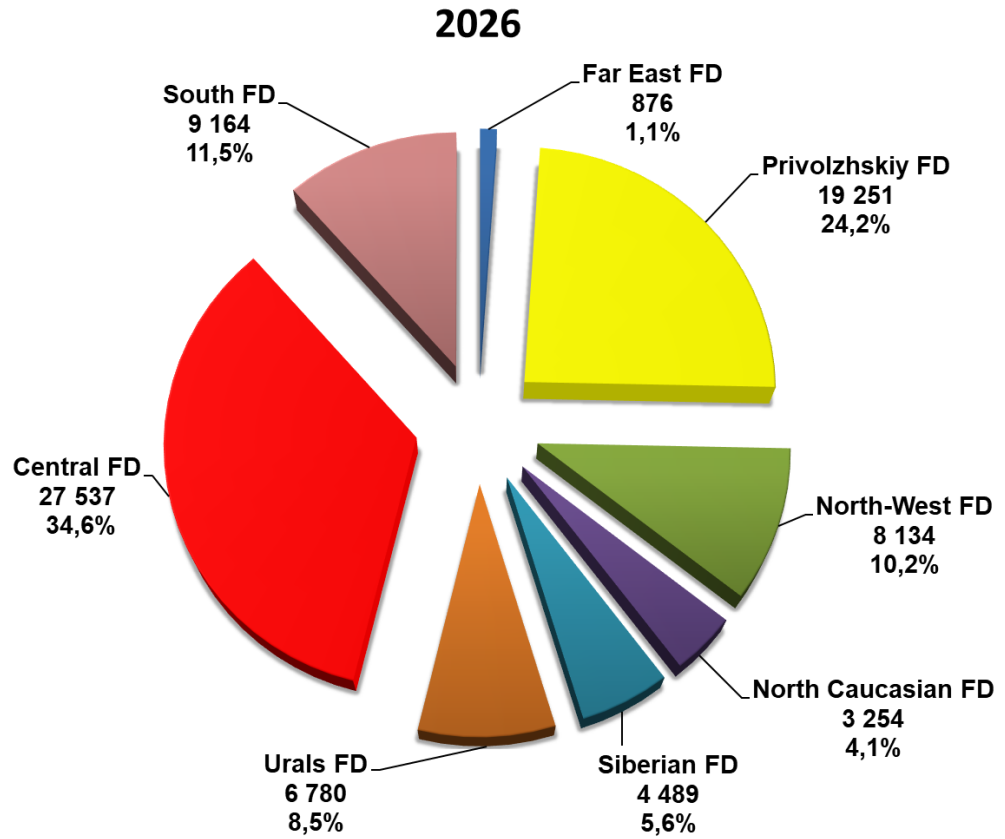
94 units **NEW**





# PASSENGER CARS

## Structure of new car sales in Russia in 1 month 2026 by Federal District





# LIGHT COMMERCIAL VEHICLES

Sales of new light commercial vehicles in Russia Including light trucks (N1 category) and minibuses (M2 category) in January 2026 by brand (without pickups)

Brand	January 2026	January 2025	1 month 2026	1 month 2025	Change January 2026 vs 2025, %	Change 1 month 2026 vs 2025, %
GAZ	2 238	2 775	2 238	2 775	-19,4	-19,4
UAZ	600	802	600	802	-25,2	-25,2
LADA	548	1 026	548	1 026	-46,6	-46,6
SOLLERS	362	499	362	499	-27,5	-27,5
MERCEDES	112	110	112	110	1,8	1,8
DONGFENG	71	114	71	114	-37,7	-37,7
FOTON	54	127	54	127	-57,5	-57,5
KAMAZ	37	82	37	82	-54,9	-54,9
FORD	31	68	31	68	-54,4	-54,4
FIAT	20	23	20	23	-13,0	-13,0
PEUGEOT	10	21	10	21	-52,4	-52,4
RENAULT	10	9	10	9	11,1	11,1
CITROEN	9	7	9	7	28,6	28,6
IVECO	7	20	7	20	-65,0	-65,0
WULING	7	2	7	2	250,0	250,0
VOLKSWAGEN	6	15	6	15	-60,0	-60,0
AVIOR	5	1	5	1	400,0	400,0
MAZ	4	1	4	1	300,0	300,0
FAW	3	2	3	2	50,0	50,0
KIA	3	3	3	3	0,0	0,0
MITSUBISHI	2	0	2	0		
NISSAN	2	0	2	0		
SHANQI	2	2	2	2	0,0	0,0
GMC	1	0	1	0		
LANDWIND JIANGLING - JMC	1	0	1	0		
LINXYS	1	0	1	0		
OPEL	1	3	1	3	-66,7	-66,7
AVRORA	0	8	0	8	-100,0	-100,0
BAW	0	4	0	4	-100,0	-100,0
CHANGAN	0	8	0	8	-100,0	-100,0
HYUNDAI	0	4	0	4	-100,0	-100,0
MAXUS	0	1	0	1	-100,0	-100,0
SUZUKI	0	2	0	2	-100,0	-100,0
<b>TOTAL</b>	<b>4 147</b>	<b>5 739</b>	<b>4 147</b>	<b>5 739</b>	<b>-27,7</b>	<b>-27,7</b>
<b>TOTAL Russian brands</b>	<b>3 785</b>	<b>5 192</b>	<b>3 785</b>	<b>5 192</b>	<b>-27,1</b>	<b>-27,1</b>
<b>TOTAL foreign brands</b>	<b>362</b>	<b>547</b>	<b>362</b>	<b>547</b>	<b>-33,8</b>	<b>-33,8</b>



# LIGHT COMMERCIAL VEHICLES

Top 25 model ranking of new LCV sales including light trucks (N1 category) and minibuses (M2 category) in Russia, in January 2026 (without pickups)

Rank	Model	Brand	January 2026	January 2025	1 month 2026	1 month 2025	Change January 2026 vs 2025, %	Change 1 month 2026 vs 2025, %
1	GAZelle NEXT	GAZ	1 224	1 553	1 224	1 553	-21,2	-21,2
2	3302 GAZelle	GAZ	372	391	372	391	-4,9	-4,9
3	LARGUS FURGON	LADA	359	628	359	628	-42,8	-42,8
4	2752 SOBOL	GAZ	279	359	279	359	-22,3	-22,3
5	3909	UAZ	266	342	266	342	-22,2	-22,2
6	ATLANT	SOLLERS	228	421	228	421	-45,8	-45,8
7	PROFI	UAZ	180	239	180	239	-24,7	-24,7
8	2349 WIS	LADA	170	366	170	366	-53,6	-53,6
9	SOBOL NN	GAZ	115	120	115	120	-4,2	-4,2
10	SF1	SOLLERS	114	0	114	0		
11	V-CLASS	MERCEDES	98	85	98	85	15,3	15,3
12	2310 SOBOL	GAZ	67	145	67	145	-53,8	-53,8
13	GAZelle NN	GAZ	49	30	49	30	63,3	63,3
14	TOANO	FOTON	47	126	47	126	-62,7	-62,7
15	2705 GAZelle	GAZ	42	37	42	37	13,5	13,5
16	3741	UAZ	38	89	38	89	-57,3	-57,3
17	KOMPAS 5 4X2	KAMAZ	37	82	37	82	-54,9	-54,9
18	GAZelle CITY	GAZ	33	17	33	17	94,1	94,1
19	3221 GAZelle	GAZ	32	76	32	76	-57,9	-57,9
20	2206	UAZ	31	75	31	75	-58,7	-58,7
21	TRANSIT	FORD	29	66	29	66	-56,1	-56,1
22	JUNFENG	DONGFENG	27	4	27	4	575,0	575,0
23	3962	UAZ	27	29	27	29	-6,9	-6,9
24	2217 SOBOL	GAZ	25	47	25	47	-46,8	-46,8
25	3303	UAZ	24	16	24	16	50,0	50,0

## 1 month 2026

### GAZelle NEXT

1 224 units **-21,2%**

### GAZ GAZelle 3302

372 units **-4,9%**



### LADA LARGUS FURGON

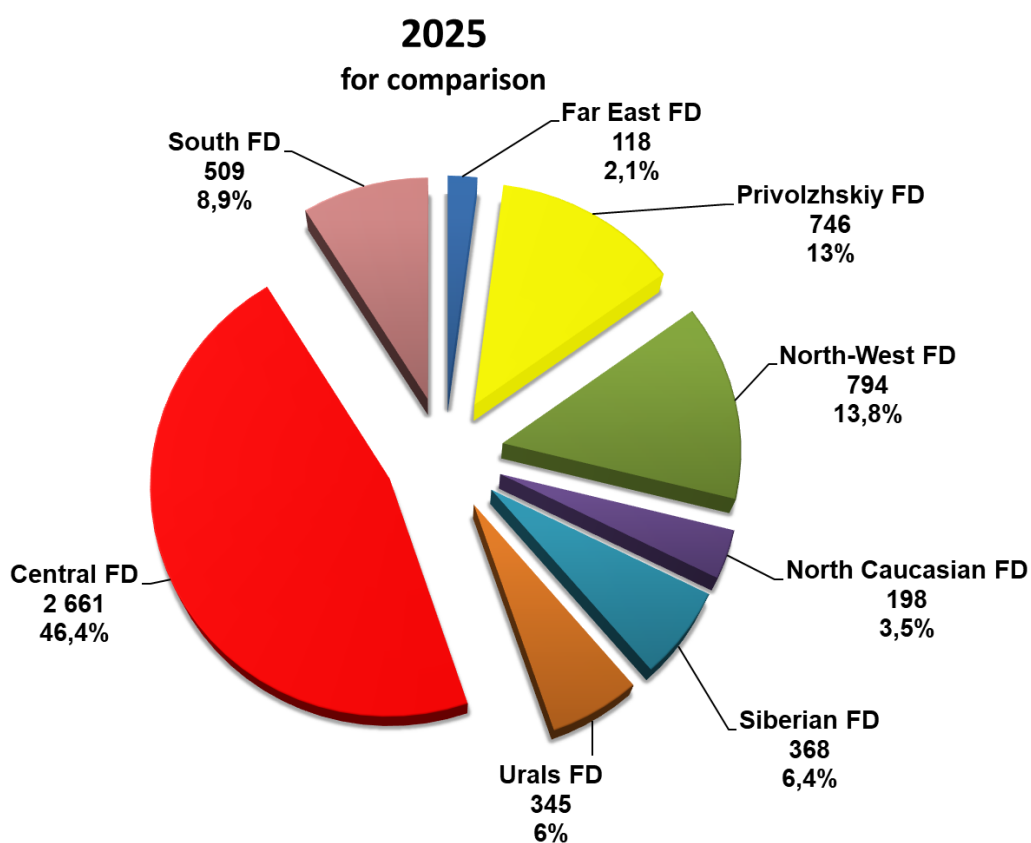
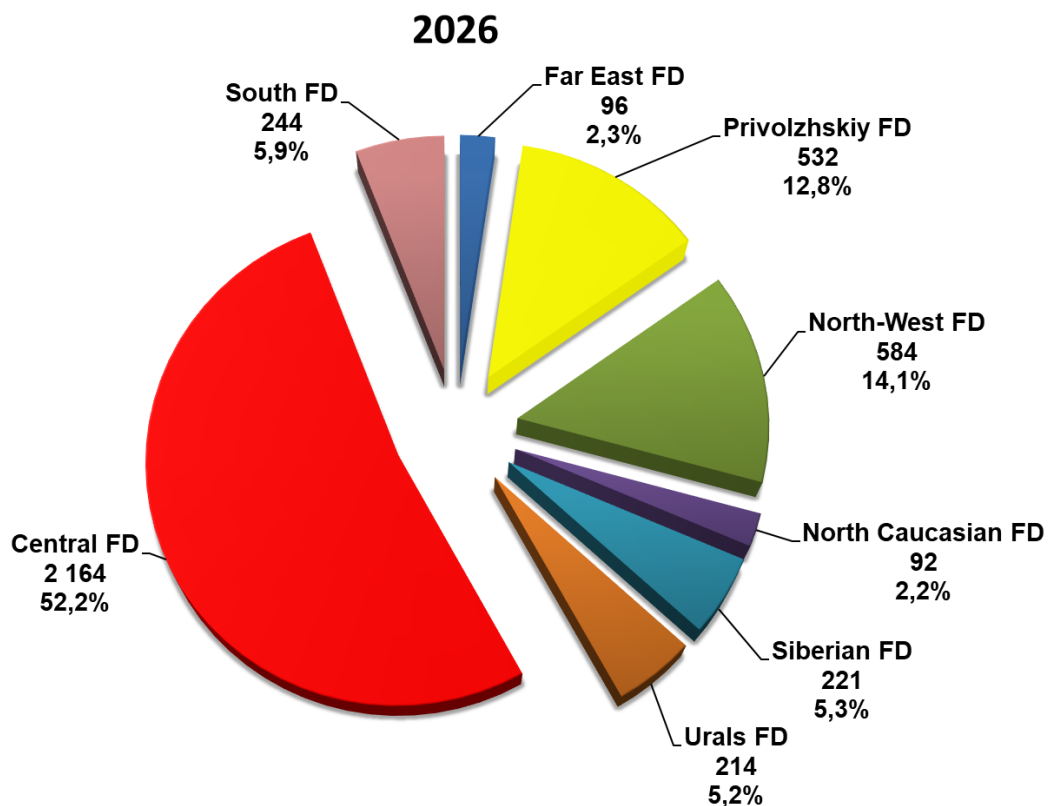
359 units **-42,8%**





# LIGHT COMMERCIAL VEHICLES

Structure of new LCV sales including light trucks (N1 category) and minibuses (M2 category) in Russia in 1 month 2026 by Federal District

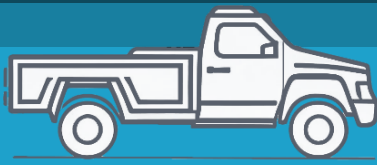




# PICKUPS

## Sales of new pickups in Russia in January 2026 by brand

Brand	January 2026	January 2025	1 month 2026	1 month 2025	Change January 2026 vs 2025, %	Change 1 month 2026 vs 2025, %
JAC	237	442	237	442	-46,4	-46,4
SOLLERS	188	237	188	237	-20,7	-20,7
UAZ	180	238	180	238	-24,4	-24,4
CHANGAN	163	182	163	182	-10,4	-10,4
RAM	161	87	161	87	85,1	85,1
GREAT WALL	132	294	132	294	-55,1	-55,1
FOTON	47	175	47	175	-73,1	-73,1
MITSUBISHI	44	45	44	45	-2,2	-2,2
FORD	41	42	41	42	-2,4	-2,4
TOYOTA	39	32	39	32	21,9	21,9
LANDWIND JIANGLING - JMC	22	23	22	23	-4,3	-4,3
ISUZU	16	18	16	18	-11,1	-11,1
HUANGHAI	9	4	9	4	125,0	125,0
DONGFENG	3	15	3	15	-80,0	-80,0
KIA	3	0	3	0		
NISSAN	2	1	2	1	100,0	100,0
CHEVROLET	1	2	1	2	-50,0	-50,0
TESLA	1	1	1	1	0,0	0,0
GMC	0	2	0	2	-100,0	-100,0
JEEP	0	1	0	1	-100,0	-100,0
ZX-AUTO	0	1	0	1	-100,0	-100,0
<b>TOTAL</b>	<b>1 289</b>	<b>1 842</b>	<b>1 289</b>	<b>1 842</b>	<b>-30,0</b>	<b>-30,0</b>
<b>TOTAL Russian brands</b>	<b>368</b>	<b>475</b>	<b>368</b>	<b>475</b>	<b>-22,5</b>	<b>-22,5</b>
<b>TOTAL foreign brands</b>	<b>921</b>	<b>1 367</b>	<b>921</b>	<b>1 367</b>	<b>-32,6</b>	<b>-32,6</b>



# PICKUPS

## Top 15 model ranking of new pickup sales in Russia in January 2026

Rank	Model	Brand	January 2026	January 2025	1 month 2026	1 month 2025	Change January 2026 vs 2025, %	Change 1 month 2026 vs 2025, %
1	T9 HUNTER	JAC	225	335	225	335	-32,8	-32,8
2	2363 PICKUP	UAZ	180	238	180	238	-24,4	-24,4
3	HUNTER PLUS	CHANGAN	163	181	163	181	-9,9	-9,9
4	RAM	PICKUP	161	87	161	87	85,1	85,1
5	ST6	SOLLERS	123	237	123	237	-48,1	-48,1
6	POER	GREAT WALL	100	1	100	1	9 900,0	9 900,0
7	TUNLAND	FOTON	45	175	45	175	-74,3	-74,3
8	L200	MITSUBISHI	44	45	44	45	-2,2	-2,2
9	ST8	SOLLERS	38	0	38	0		
10	POER KINGKONG	GREAT WALL	32	292	32	292	-89,0	-89,0
11	RANGER	FORD	31	31	31	31	0,0	0,0
12	ST9	SOLLERS	27	0	27	0		
13	HILUX	TOYOTA	26	27	26	27	-3,7	-3,7
14	VIGUS	JMC	21	22	21	22	-4,5	-4,5
15	D-MAX	ISUZU	16	16	16	16	0,0	0,0

### 1 month 2026

JAC T9 HUNTER  
225 units **-32,8%**

UAZ 2363 PICKUP  
180 units **-24,4%**

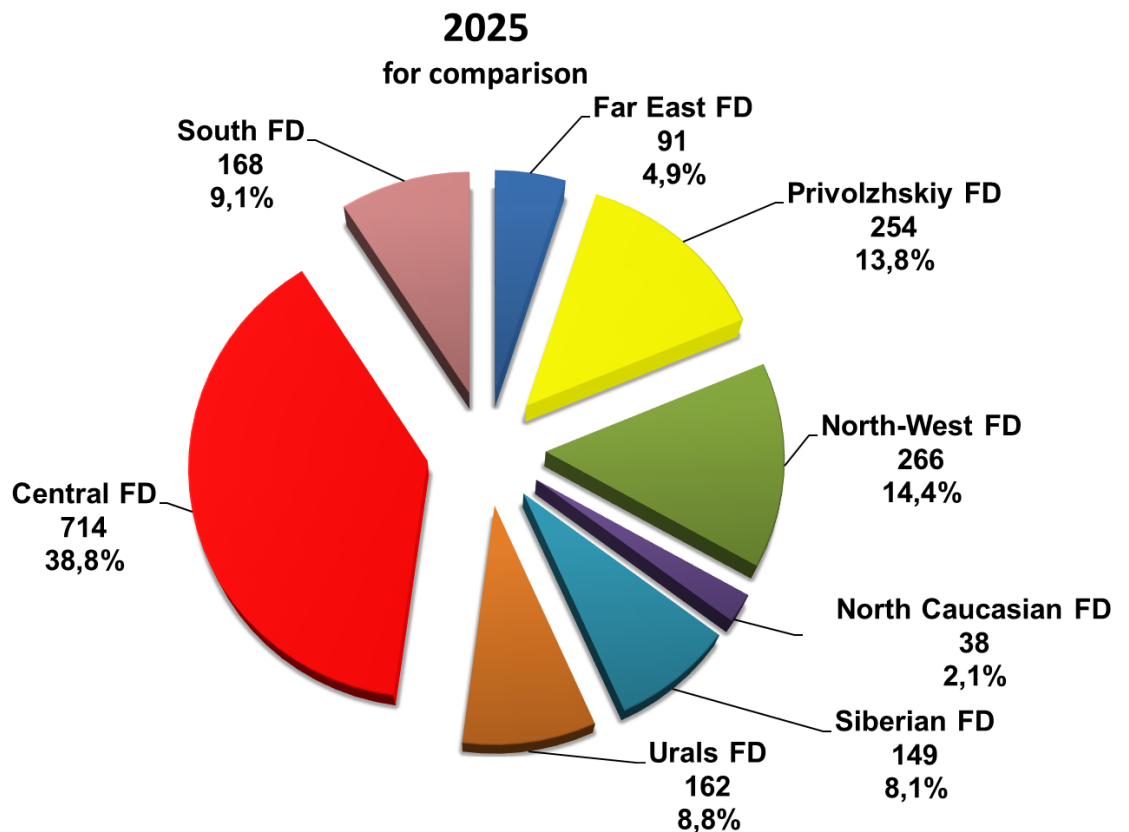
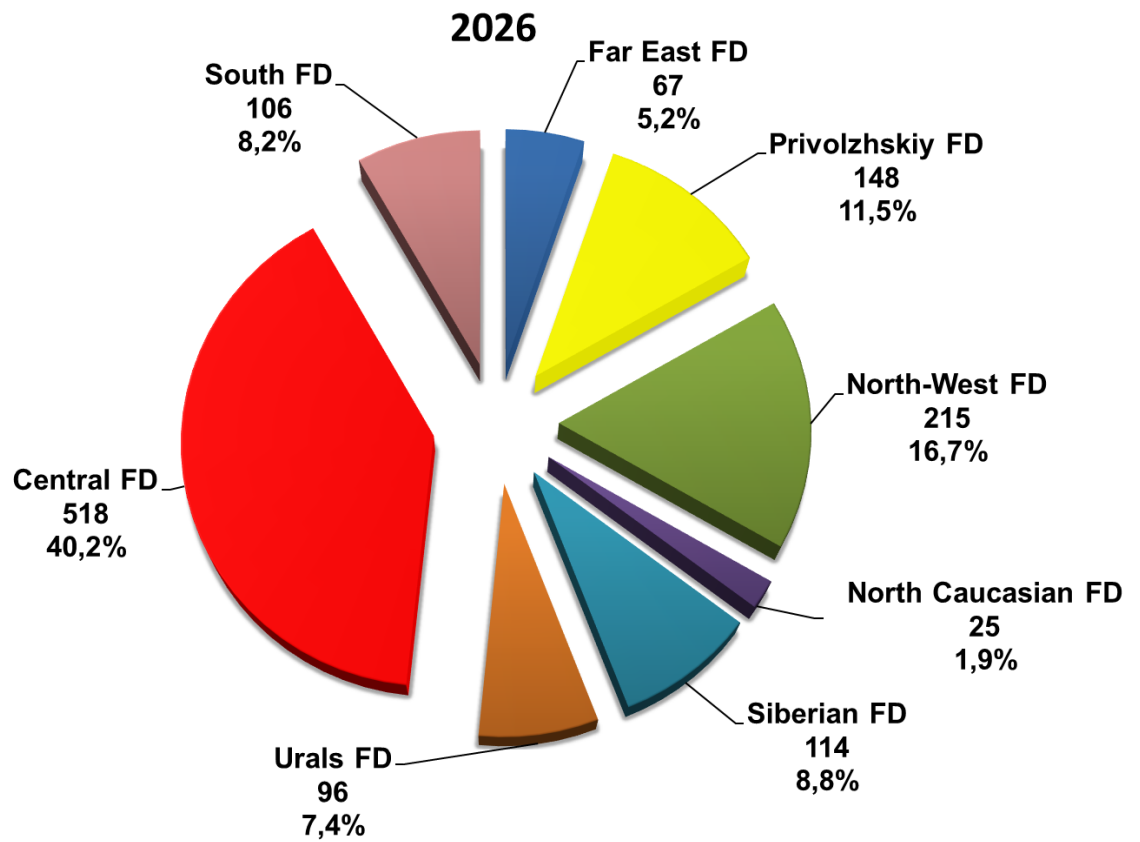
CHANGAN HUNTER PLUS2  
163 units **-9,9%**





# PICKUPS

## Structure of sales of new pickups in Russia in 1 month 2026 by Federal District



# OUR CONTACTS



## **ASM Holding, OAO**

21/5, Entrance 6, Kuznetsky Most Street, Moscow 107031

Contract Department, tel.: +7 495 626 0944

e-mail: [inf@asm-holding.ru](mailto:inf@asm-holding.ru)

Head of Market Research Centre – **VASILY SEIN**

e-mail: [vasein@asm-holding.ru](mailto:vasein@asm-holding.ru)

Telegram: [@marketASM](https://www.instagram.com/@marketASM)

Project Manager – **ALEXANDER STERLIKOV**

Mobile: +7 905 747 2431

e-mail: [sterlikov@asm-holding.ru](mailto:sterlikov@asm-holding.ru)

Website: [www.asm-holding.ru](http://www.asm-holding.ru)

Telegram: [@ASMHOLDING](https://www.instagram.com/@ASMHOLDING)

Vkontakte: [oaoasmholding](https://vk.com/oaoasmholding)



## **Association of Russian Automakers (OAR)**

8, Novovladykinsky Proezd, bldg. 5, POB 81, Moscow 127106

Tel.: +7 495 739 7095

e-mail: [info\\_oar@mail.ru](mailto:info_oar@mail.ru)

Adviser for International Cooperation – **YURI KRAVTSOV**

e-mail: [kravtsov\\_oar@mail.ru](mailto:kravtsov_oar@mail.ru)

Website: [www.oar-info.ru](http://www.oar-info.ru)