



9 MARCH 2026

## AUTOMOBILE MARKET OF RUSSIA IN FEBRUARY AND JANUARY-FEBRUARY 2026 NEW TRUCKS AND BUSES

In February and in January-February 2026, sales of new trucks and buses in Russia showed the following results\*:

- Trucks (except light trucks, N1 category) including special-purpose vehicles – 3 911 units in February 2026, down 31.2% YOY; 7 150 units in January-February 2026, down 37.5% YOY.
- Buses and coaches (except minibuses, M2 category) – 478 units in February 2026, down 21.9% YOY; 1 046 units in January-February 2026, down 16.1% YOY.

Among them – electric buses: 59 units in February 2026, up 13.5% YOY; 105 units in January-February 2026, up 6.1% YOY.

\* without sales to military, law enforcement and diplomatic agencies in RF

### COMMENT:

Vasily Sein, Head of the Market Research Centre at ASM Holding, commented:

In February 2026, sales of trucks showed a slight increase in comparison with the results of January 2026 (from 3 241 units to 3 911 units); however there was a fall of sales vs. February 2025 by 31%. The total truck sales in January-February 2026 including special-purpose vehicles decreased by 38% in comparison with the same period of the last year – from 11 445 to 7 150 units. Dynamics of sales at the year's start indicates serious challenges faced by the industry.

### Key points:

- Sales of foreign-branded trucks in the first two months of 2026 showed a decline by 49% as compared to January-February 2025, from 6 881 units to 3 491 units. Their market share has also significantly decreased from 60% to 49%.
- On the background of falling sales of foreign brands, domestic OEMs demonstrated growth of their market share. Sales of Russian-branded new trucks fell in January-February 2026 by 20% (to 3 659 units); however their market share expanded from 40% to 51%.
- KAMAZ was the best-selling brand in January-February 2026 (2 368 sales, down 19%), gaining 33% of the new truck market. The best-selling truck model in January-February 2026 remained the KAMAZ 43118 (6x6) with 526 trucks sold (down 34%).
- Bus sales fell in January-February 2026 by 16% year-on-year to 1 046 vehicles.
- The share of domestic brands in January-February 2026 was 71% of the new bus market, with 743 buses sold (down 22%).
- Sales of electric buses in the first two months of this year grew by 6.1% to 105 units.
- Despite the total fall of bus sales, the PAZ brand keeps leadership in January-February 2026 with 324 vehicles sold (down 47%) and a 31% market share.

### OUR CONTACTS:

#### ASM Holding, OAO

21/5, Kuznetsky Most St., 107031, Moscow, Russia

Tel: +7 (495) 626-09-44

e-mail: [inf@asm-holding.ru](mailto:inf@asm-holding.ru)

#### Association of Russian Automakers (OAR)

8, Novovladykinsky Proezd, bldg 5, POB 81, 127106, Moscow, Russia

Tel: +7 (495) 739 70 95

e-mail: [info\\_oar@mail.ru](mailto:info_oar@mail.ru)



Developed by specialists of  
AVTOSTAT-INFO



# TRUCKS

## Sales of new trucks in Russia in February and 2 months 2026 by brand, inclusive of special-purpose vehicles

Brand	February 2026	February 2025	2 months 2026	2 months 2025	Change February 2026 vs 2025, %	Change 2 months 2026 vs 2025, %
KAMAZ	1 348	1 501	2 368	2 939	-10,2	-19,4
GAZ	311	518	584	915	-40,0	-36,2
FAW	331	385	536	810	-14,0	-33,8
SITRAK	291	1 038	536	2 127	-72,0	-74,8
MAZ	229	290	421	564	-21,0	-25,4
URAL	259	281	397	500	-7,8	-20,6
HOWO	145	118	336	263	22,9	27,8
ISUZU	182	151	332	288	20,5	15,3
SHAANXI	168	398	331	899	-57,8	-63,2
DONGFENG	159	228	286	434	-30,3	-34,1
VALDAI	123	57	262	137	115,8	91,2
FOTON	88	158	171	312	-44,3	-45,2
JAC	85	172	164	416	-50,6	-60,6
SANY	75	52	154	118	44,2	30,5
ZOOMLION	35	24	56	53	45,8	5,7
XU GONG	11	17	32	42	-35,3	-23,8
AMT	18	23	27	72	-21,7	-62,5
VOLVO	12	51	16	110	-76,5	-85,5
MAZ MAN	0	26	12	38	-100,0	-68,4
SCANIA	2	33	12	46	-93,9	-73,9
CHENGLONG	0	7	10	14	-100,0	-28,6
MERCEDES	2	43	10	90	-95,3	-88,9
NEMO	1	0	10	0		
SHANQI	3	6	10	27	-50,0	-63,0
MAN	0	6	8	29	-100,0	-72,4
SOLLERS	1	0	8	0		
HONGYAN	2	34	7	46	-94,1	-84,8
JMC	3	13	7	27	-76,9	-74,1
KERUI	7	0	7	0		
HYUNDAI	2	12	6	28	-83,3	-78,6
AMUR	1	0	4	1		300,0
DAEWOO	2	12	4	21	-83,3	-81,0
AMBERTRUCK	3	0	3	0		
BEIBEN	3	1	3	8	200,0	-62,5
BZKT	2	0	3	0		
DAYUN	0	8	3	13	-100,0	-76,9
IVECO	1	1	3	4	0,0	-25,0
LIUGONG	2	8	3	15	-75,0	-80,0
DAF	0	4	1	7	-100,0	-85,7
FUSO	1	4	1	7	-75,0	-85,7
HINO	0	0	1	6		-83,3
JEREH	0	0	1	0		



# TRUCKS

Brand	February 2026	February 2025	2 months 2026	2 months 2025	Change February 2026 vs 2025, %	Change 2 months 2026 vs 2025, %
KAMA	1	0	1	0		
RENAULT	1	0	1	0		
URAMAN	1	0	1	0		
ZIL	0	0	1	0		
BEIFANG BENCHI	0	1	0	1	-100,0	-100,0
CAMC	0	0	0	4		-100,0
FORD	0	0	0	9		-100,0
LIEBHERR	0	0	0	2		-100,0
MZKT	0	2	0	2	-100,0	-100,0
SDAC	0	1	0	1	-100,0	-100,0
<b>TOTAL</b>	<b>3 911</b>	<b>5 684</b>	<b>7 150</b>	<b>11 445</b>	<b>-31,2</b>	<b>-37,5</b>
<b>TOTAL Russian brands</b>	<b>2 068</b>	<b>2 380</b>	<b>3 659</b>	<b>4 564</b>	<b>-13,1</b>	<b>-19,8</b>
<b>TOTAL foreign brands</b>	<b>1 843</b>	<b>3 304</b>	<b>3 491</b>	<b>6 881</b>	<b>-44,2</b>	<b>-49,3</b>

## Sales of new trucks in Russia in February and 2 months 2026 by type

Type	February 2026	February 2025	2 months 2026	2 months 2025	Market share February 2026, %	Market share February 2025, %	Market share 2 months 2026, %	Market share 2 months 2025, %
Other special equipment	2 139	2 891	3 918	5 594	54,7	50,9	54,8	48,9
Truck-tractor	596	1 099	1 046	2 263	15,2	19,3	14,6	19,8
Other truck types	310	539	542	1 262	7,9	9,5	7,6	11,0
Dump truck	272	370	563	734	7,0	6,5	7,9	6,4
Drop-side flat bed	259	230	450	556	6,6	4,1	6,3	4,9
Refrigerator	94	217	215	396	2,4	3,8	3,0	3,5
Van	101	156	179	313	2,6	2,7	2,5	2,7
Autocrane	60	62	92	125	1,5	1,1	1,3	1,1
Tanker	41	75	80	131	1,1	1,3	1,1	1,1
Mobile repair shop	22	35	40	58	0,6	0,6	0,6	0,5
Refueler	15	10	23	13	0,4	0,2	0,3	0,1
Autoloader	1	0	1	0	0,0	0,0	0,0	0,0
Not identified	1	0	1	0	0,0	0,0	0,0	0,0
<b>TOTAL</b>	<b>3 911</b>	<b>5 684</b>	<b>7 150</b>	<b>11 445</b>	<b>100,0</b>	<b>100,0</b>	<b>100,0</b>	<b>100,0</b>



# TRUCKS

## Top 25 model ranking of new truck sales in Russia in February and 2 months 2026

Rank	Model	Brand	February 2026	February 2025	2 months 2026	2 months 2025	Change February 2026 vs 2025, %	Change 2 months 2026 vs 2025, %
1	43118 6X6	KAMAZ	336	414	526	695	-18,8	-24,3
2	GAZON NEXT	GAZ	243	434	464	748	-44,0	-38,0
3	65115 6X4	KAMAZ	194	242	374	462	-19,8	-19,0
4	5490 4X2	KAMAZ	201	246	352	525	-18,3	-33,0
5	J6 6X4	FAW	118	260	256	499	-54,6	-48,7
6	ELF	ISUZU	138	123	255	224	12,2	13,8
7	4320 6X6	URAL	180	213	253	368	-15,5	-31,2
8	C7H 6X4	SITRAK	125	558	245	1 076	-77,6	-77,2
9	45	VALDAI	109	26	231	106	319,2	117,9
10	J6 6X6	FAW	167	34	213	68	391,2	213,2
11	T5G 4X2	HOWO	84	0	196	0		
12	C7H 4X2	SITRAK	109	373	190	881	-70,8	-78,4
13	53605 4X2	KAMAZ	84	43	186	83	95,3	124,1
14	6520 6X4	KAMAZ	82	74	174	213	10,8	-18,3
15	DFH-SERIES	DONGFENG	93	3	161	111	3 000,0	45,0
16	43253 4X2	KAMAZ	97	54	156	98	79,6	59,2
17	5340 4X2	MAZ	72	68	121	152	5,9	-20,4
18	SX 331 8X4	SHAANXI	42	146	116	347	-71,2	-66,6
19	SADKO NEXT	GAZ	63	63	112	111	0,0	0,9
20	SX 425 6X4	SHAANXI	68	97	105	181	-29,9	-42,0
21	C7H 8X4	SITRAK	57	107	101	170	-46,7	-40,6
22	6312 6X4	MAZ	43	101	96	159	-57,4	-39,6
23	5557 6X6	URAL	39	25	96	68	56,0	41,2
24	T5G 6X4	HOWO	28	59	90	123	-52,5	-26,8
25	KOMPAS 9 4X2	KAMAZ	58	106	90	129	-45,3	-30,2

### 2 months 2026

KAMAZ 43118 6X6

526 units **-24,3%**

GAZ GAZON NEXT

464 units **-38%**



KAMAZ 65115 6X4

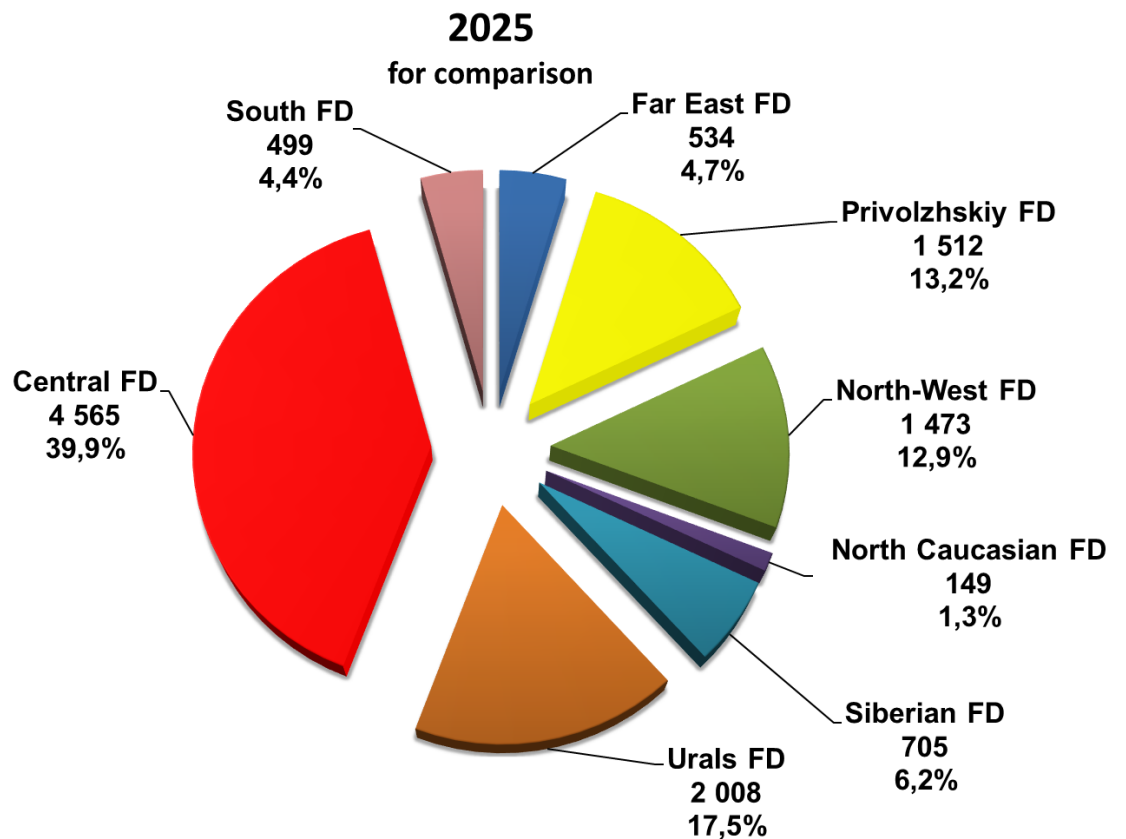
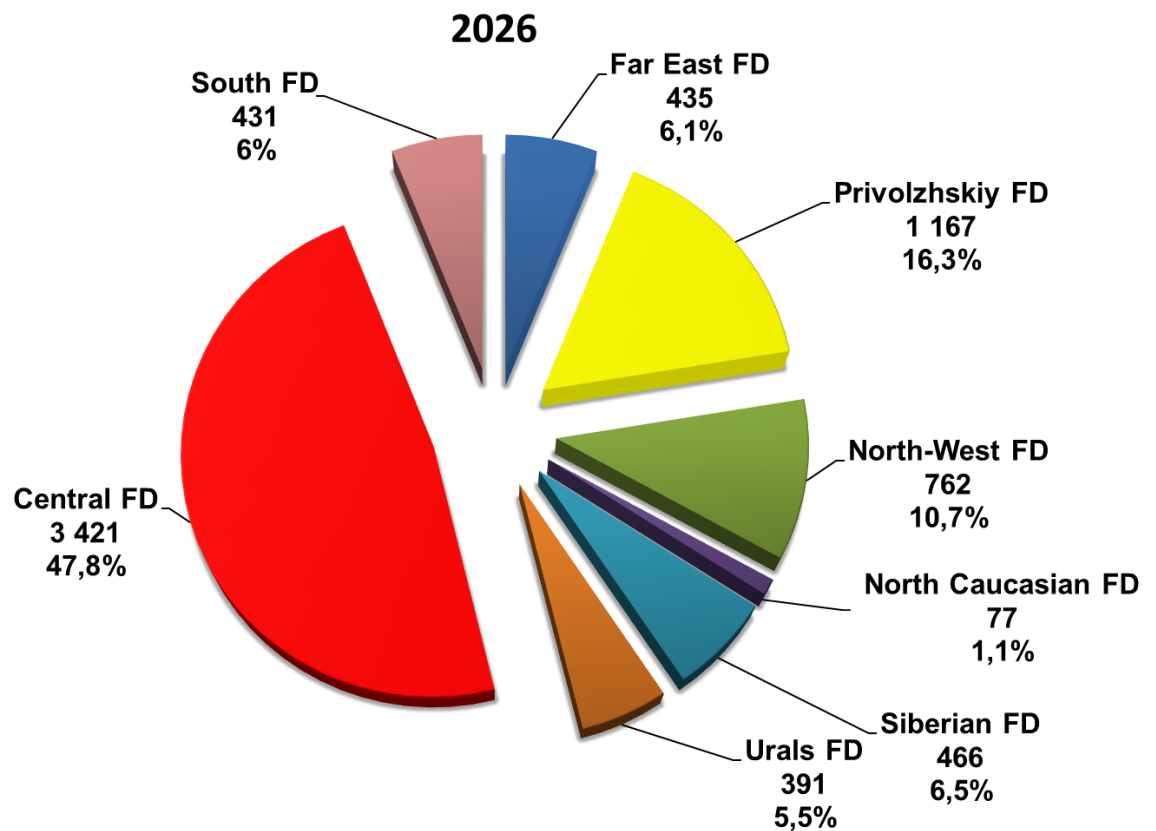
374 units **-19%**





# TRUCKS

## Structure of sales of new truck in Russia in 2 months 2026 by Federal District





# BUSES

## Sales of new buses in Russia in February and 2 months 2026 by brand

Brand	February 2026	February 2025	2 months 2026	2 months 2025	Change February 2026 vs 2025, %	Change 2 months 2026 vs 2025, %
PAZ	184	290	324	615	-36,6	-47,3
YUTONG	66	98	173	176	-32,7	-1,7
LIAZ	86	4	132	58	2 050,0	127,6
VOLGABUS	6	15	82	15	-60,0	446,7
KAMAZ	13	60	64	92	-78,3	-30,4
NEFAZ	25	48	59	80	-47,9	-26,2
MAZ	30	11	51	15	172,7	240,0
HIGER	8	29	40	58	-72,4	-31,0
SIMAZ	16	0	33	0		
KAVZ	12	33	29	84	-63,6	-65,5
GOLDEN DRAGON	9	7	19	17	28,6	11,8
URAL	7	1	18	7	600,0	157,1
ZHONGTONG	11	8	16	15	37,5	6,7
FOTON	3	0	3	0		
SOLLERS	2	0	2	0		
ASIASTAR	0	0	1	0		
ASIA	0	0	0	3		-100,0
BMZ	0	5	0	5	-100,0	-100,0
KING LONG (KLM)	0	2	0	4	-100,0	-100,0
NEMAN	0	1	0	2	-100,0	-100,0
<b>TOTAL</b>	<b>478</b>	<b>612</b>	<b>1 046</b>	<b>1 246</b>	<b>-21,9</b>	<b>-16,1</b>
<b>TOTAL Russian brands</b>	<b>351</b>	<b>456</b>	<b>743</b>	<b>956</b>	<b>-23,0</b>	<b>-22,3</b>
<b>TOTAL foreign brands</b>	<b>127</b>	<b>156</b>	<b>303</b>	<b>290</b>	<b>-18,6</b>	<b>4,5</b>

## Sales of new electric buses in Russia in February and 2 months 2026 by brand

Brand	February 2026	February 2025	2 months 2026	2 months 2025	Change February 2026 vs 2025, %	Change 2 months 2026 vs 2025, %
KAMAZ	10	47	54	79	-78,7	-31,6
LIAZ	49	0	49	15		226,7
PAZ	0	0	2	0		
BMZ	0	5	0	5	-100,0	-100,0
<b>TOTAL</b>	<b>59</b>	<b>52</b>	<b>105</b>	<b>99</b>	<b>13,5</b>	<b>6,1</b>
<b>TOTAL Russian brands</b>	<b>59</b>	<b>52</b>	<b>105</b>	<b>99</b>	<b>13,5</b>	<b>6,1</b>
<b>TOTAL foreign brands</b>	<b>0</b>	<b>0</b>	<b>0</b>	<b>0</b>	<b>0,0</b>	<b>0,0</b>



# BUSES

## Top 25 model ranking of new bus sales in February and 2 months 2026

Rank	Model	Brand	February 2026	February 2025	2 months 2026	2 months 2025	Change February 2026 vs 2025, %	Change 2 months 2026 vs 2025, %
1	CITYMAX 12	VOLGABUS	86	4	132	43	2 050,0	207,0
2	VECTOR NEXT	PAZ	60	65	109	169	-7,7	-35,5
3	3205	PAZ	59	118	108	216	-50,0	-50,0
4	6127	YUTONG	44	63	96	101	-30,2	-5,0
5	4234	PAZ	62	102	95	214	-39,2	-55,6
6	CITYRITM 12	VOLGABUS	6	4	80	4	50,0	1 900,0
7	5299, 5297 4X2	NEFAZ, KAMAZ	22	48	55	80	-54,2	-31,2
8	5222	KAMAZ	10	0	54	0		
9	216047	MAZ	30	0	51	0		
10	6852	YUTONG	4	0	28	0		
11	4238	KAVZ	12	25	27	70	-52,0	-61,4
12	4282	SIMAZ	16	0	27	0		
13	KLQ 6129	HIGER	5	8	19	25	-37,5	-24,0
14	3255 4320 6X6	URAL	7	1	18	7	600,0	157,1
15	6899	YUTONG	5	12	17	24	-58,3	-29,2
16	XML	GOLDEN DRAGON	8	6	16	15	33,3	6,7
17	LCK-SERIES	ZHONGTONG	11	8	16	15	37,5	6,7
18	KLQ-SERIES	HIGER	3	5	15	11	-40,0	36,4
19	6122	YUTONG	6	22	13	35	-72,7	-62,9
20	6116	YUTONG	2	0	8	10		-20,0
21	4290	KAMAZ	1	0	7	0		
22	3204	PAZ	2	3	7	11	-33,3	-36,4
23	6128	YUTONG	1	0	7	4		75,0
24	2258	SIMAZ	0	0	6	0		
25	KLQ 6119	HIGER	0	2	5	2	-100,0	150,0

### 2 months 2026

VOLGABUS CITYRITM 12

132 units **207%**

PAZ VECTOR NEXT

109 units **-35,5%**



PAZ 3205

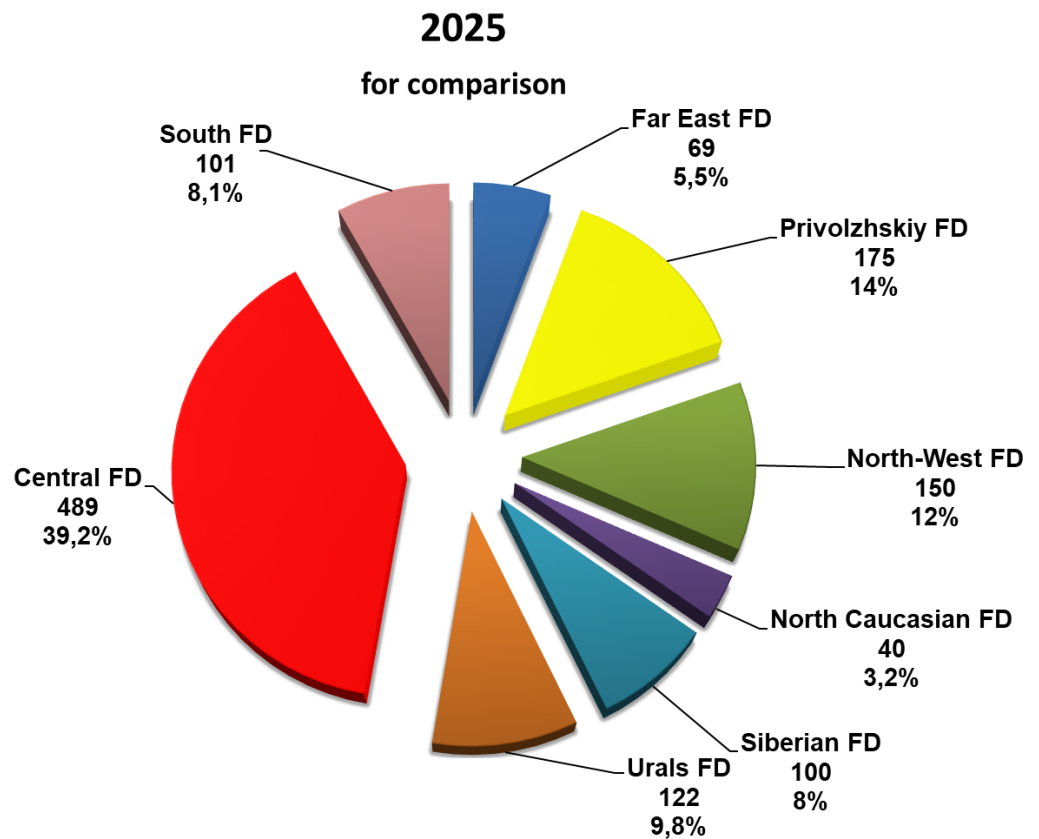
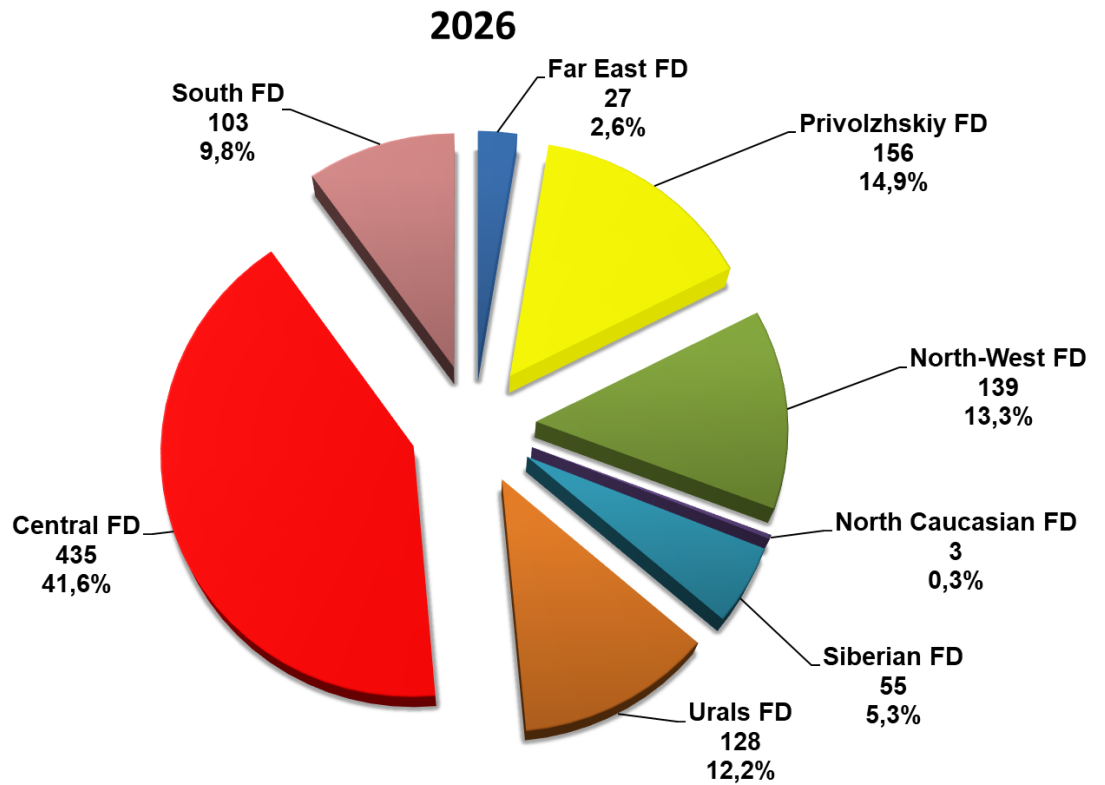
108 units **-50%**





# BUSES

## Structure of new bus sales in Russia in 2 months 2026 by Federal District



# OUR CONTACTS



## **ASM Holding, OAO**

21/5, Entrance 6, Kuznetsky Most Street, Moscow 107031

Contract Department, tel.: +7 495 626 0944

e-mail: [inf@asm-holding.ru](mailto:inf@asm-holding.ru)

Head of Market Research Centre – **VASILY SEIN**

e-mail: [vasein@asm-holding.ru](mailto:vasein@asm-holding.ru)

Telegram: [@marketASM](https://www.instagram.com/@marketASM)

Project Manager – **ALEXANDER STERLIKOV**

Mobile: +7 905 747 2431

e-mail: [sterlikov@asm-holding.ru](mailto:sterlikov@asm-holding.ru)



Website: [www.asm-holding.ru](http://www.asm-holding.ru)

Telegram: [@ASMHOLDING](https://www.instagram.com/@ASMHOLDING)

Vkontakte: [oaoasmholding](https://vk.com/oaoasmholding)



## **Association of Russian Automakers (OAR)**

8, Novovladykinsky Proezd, bldg. 5, POB 81, Moscow 127106

Tel.: +7 495 739 7095

e-mail: [info\\_oar@mail.ru](mailto:info_oar@mail.ru)

Adviser for International Cooperation – **YURI KRAVTSOV**

e-mail: [kravtsov\\_oar@mail.ru](mailto:kravtsov_oar@mail.ru)

Website: [www.oar-info.ru](http://www.oar-info.ru)