



12 JANUARY 2026

AUTOMOBILE MARKET OF RUSSIA IN DECEMBER AND JANUARY-DECEMBER 2025 NEW PASSENGER CARS, LIGHT COMMERCIAL VEHICLES AND PICKUPS

In December 2025, sales of new passenger cars, light commercial vehicles and pickups in Russia grew by 8% year-on-year to 145 514 vehicles. The total sales in the full year 2025 were 1 411 279 units, down 16.4% YOY.*

Sales results by type of motor vehicles:

- Passenger cars – 134 251 units in December 2025, up 11% YOY; 1 306 299 units in January-December 2025, down 15.7% YOY. Among them electric vehicles (BEVs) – 1 373 units in December 2025, down 7% YOY; 12 640 units in January-December 2025, down 30.6% YOY.
- Light commercial vehicles including light trucks (N1 category, without pickups) and minibuses (M2 category) – 8 816 units in December 2025, down 21.3% YOY; 82 988 units in January-December 2025, down 23.5% YOY.
- Pickups – 2 447 units in December 2025, down 7.4% YOY; 21 992 units in January-December 2025, down 24.7% YOY.

*(without sales to military, law enforcement and diplomatic agencies in the RF)

COMMENT:

Vasily Sein, Head of the Market Research Centre at ASM Holding, commented:

According to the ASM Holding's data, sales of new passenger cars in December 2025 grew by 11% as compared to December 2024 to 134 251, and the total sales in January-December 2025 were 1 306 299 cars, down 16% year-over-year. Sales of Russian brands were down 11% to 438 839 cars, while the sales of foreign-branded cars fell by 18% YOY to 867 460 units. The top-3 best-selling car brands in January-December 2025 include LADA with 330 357 vehicles sold (down 25%), followed by HAVAL with 173 434 units (down 10%) and CHERY with 99 936 units (down 37%). Sales of battery electric vehicles (BEVs) in January-December 2025 fell by 31% YOY to 12 640 units. The top-5 best-selling BEVs include three Russian brands – EVOLUTE, AMBERAVTO and MOSKVICH.

In the segment of LCVs, the sales in December 2025 were down 21% from December 2024. Totally, in the full year 2025, LCV sales were 82 988 units, down 23.5% YOY. Sales of domestic brands fell by 25% to 75 117 units, while sales of foreign-branded LCVs declined slightly (down 4% to 7 871 units). The best sales results in January-December 2025 were shown by Russian brands: GAZ – 40 570 units (down 33%), LADA – 14 561 units (up 34%), and UAZ – 11 014 units (down 38%). The share of GAZ brand is kept at 49% of the new LCV market. The best-selling LCV model in January-December 2025 is GAZelle NEXT (21 940 units sold, down 40%).

Sales of pickups in December 2025 have shown a fall by 7% vs. December 2024, while the sales in January-December 2025 fell by 25% year-on-year to 21 992 units. Sales of Russian-branded pickups were 5 194 units (down 27%), while sales of foreign brands fell by 24% to 16 798 units. The top-3 best-selling pickup brands include JAC – 4 965 units (down 17%), GREAT WALL – 3 604 units (down 48%), and SOLLERS – 2 719 units (down 11%). The share of foreign brands is 76% of the pickup market. The best-selling pickup model is JAC T9 HUNTER – 3 496 units (up 22%).

OUR CONTACTS:

ASM Holding, OAO

21/5, Kuznetsky Most St., 107031, Moscow, Russia

Tel: +7 (495) 626-09-44

e-mail: inf@asm-holding.ru

Association of Russian Automakers (OAR)

8, Novovladykinsky Proezd, bldg 5, POB 81, 127106, Moscow, Russia

Tel: +7 (495) 739 70 95

e-mail: info_oar@mail.ru



Developed by specialists of
AVTOSTAT-INFO



PASSENGER CARS

Sales of new passenger cars in Russia in December and 12 months 2025 by brand

Brand	December 2025	December 2024	12 months 2025	12 months 2024	Change December 2025 vs 2024, %	Change 12 months 2025 vs 2024, %
LADA	31 545	36 982	330 357	439 035	-14,7	-24,8
HAVAL	19 492	14 984	173 434	191 560	30,1	-9,5
CHERY	2 211	12 503	99 936	157 899	-82,3	-36,7
GEELY	7 729	9 027	93 988	149 924	-14,4	-37,3
BELGEE	8 466	2 158	68 091	34 775	292,3	95,8
CHANGAN	4 084	5 525	64 032	103 388	-26,1	-38,1
JETOUR	3 430	2 843	36 511	35 223	20,6	3,7
SOLARIS	3 093	1 518	34 526	14 892	103,8	131,8
TENET	12 216	0	33 488	0		
OMODA	1 582	2 894	28 779	49 789	-45,3	-42,2
TOYOTA	3 743	1 735	28 761	19 798	115,7	45,3
EXEED	2 195	2 074	21 704	41 082	5,8	-47,2
JAECOO	1 261	3 313	18 742	27 626	-61,9	-32,2
TANK	2 046	2 278	18 602	28 615	-10,2	-35,0
GAC	1 694	2 282	18 202	18 349	-25,8	-0,8
BMW	2 508	925	16 721	11 755	171,1	42,2
MOSKVICH	1 426	3 145	15 637	23 379	-54,7	-33,1
LI XIANG	1 520	2 105	13 088	23 347	-27,8	-43,9
XCITE	702	691	12 764	5 534	1,6	130,6
KIA	1 063	598	10 143	16 724	77,8	-39,4
HONGQI	1 297	826	10 002	7 172	57,0	39,5
HYUNDAI	1 124	846	9 819	15 581	32,9	-37,0
VOYAH	1 590	710	9 459	8 991	123,9	5,2
MERCEDES	1 443	652	9 416	6 984	121,3	34,8
VOLKSWAGEN	1 443	322	7 786	4 747	348,1	64,0
MAZDA	1 411	288	6 902	4 648	389,9	48,5
KAIYI	78	603	6 642	7 929	-87,1	-16,2
UAZ	820	811	6 437	9 478	1,1	-32,1
BAIC	216	780	6 094	10 680	-72,3	-42,9
SKODA	644	301	5 943	3 465	114,0	71,5
KNEWSTAR	393	702	5 851	1 716	-44,0	241,0
LEXUS	711	335	4 860	4 981	112,2	-2,4
BESTUNE	1 474	146	4 845	4 890	909,6	-0,9
AUDI	913	274	4 544	3 170	233,2	43,3
SWM	111	418	4 405	1 738	-73,4	153,5
JAC	308	550	4 175	7 203	-44,0	-42,0
ZEEKR	889	441	3 811	7 713	101,6	-50,6
SOUEAST	134	12	3 770	111	1 016,7	3 296,4
LIVAN	224	173	3 629	3 683	29,5	-1,5
EVOLUTE	722	214	3 494	1 586	237,4	120,3
HONDA	553	200	3 169	2 733	176,5	16,0
TRUMPCHI	438	2	3 128	1 824	21 800,0	71,5



PASSENGER CARS

Brand	December 2025	December 2024	12 months 2025	12 months 2024	Change December 2025 vs 2024, %	Change 12 months 2025 vs 2024, %
KGM	383	5	3 025	78	7 560,0	3 778,2
LAND ROVER	344	261	2 913	2 336	31,8	24,7
BYD	351	91	2 404	1 020	285,7	135,7
LYNK AND CO	733	26	2 395	380	2 719,2	530,3
HUAWEI AITO	178	376	2 380	2 356	-52,7	1,0
PORSCHE	273	133	2 328	2 077	105,3	12,1
WEY	185	225	2 191	1 000	-17,8	119,1
DONGFENG	64	43	1 693	670	48,8	152,7
JETTA	39	586	1 629	4 316	-93,3	-62,3
NISSAN	162	206	1 317	1 302	-21,4	1,2
AVATR	159	32	1 261	698	396,9	80,7
AMBERAVTO	55	12	1 126	149	358,3	655,7
SUBARU	141	90	1 076	1 725	56,7	-37,6
AEOLUS	176	68	1 067	1 130	158,8	-5,6
SUZUKI	136	72	911	799	88,9	14,0
MITSUBISHI	195	178	885	3 360	9,6	-73,7
AVRORA	154	116	848	161	32,8	426,7
VOLVO	140	42	840	380	233,3	121,1
DENZA	86	19	733	80	352,6	816,2
XIAOMI	162	29	705	179	458,6	293,9
CHEVROLET	87	77	597	2 633	13,0	-77,3
JEEP	74	54	557	675	37,0	-17,5
ROX	97	22	515	419	340,9	22,9
DFSK	11	83	504	406	-86,7	24,1
GENESIS	136	18	475	309	655,6	53,7
OTING	52	51	466	691	2,0	-32,6
CADILLAC	53	38	433	479	39,5	-9,6
TESLA	48	33	400	672	45,5	-40,5
ORA	3	86	374	500	-96,5	-25,2
FORD	91	30	373	396	203,3	-5,8
PEUGEOT	20	60	338	267	-66,7	26,6
MINI	70	18	315	162	288,9	94,4
INFINITI	49	26	285	192	88,5	48,4
MG	10	199	268	642	-95,0	-58,3
OSHAN	37	10	264	55	270,0	380,0
VGX	18	32	255	164	-43,8	55,5
CITROEN	42	47	249	291	-10,6	-14,4
ROLLS ROYCE	20	24	225	150	-16,7	50,0
BENTLEY	14	20	203	175	-30,0	16,0
FORTHING	13	35	159	500	-62,9	-68,2
LAMBORGHINI	16	15	159	150	6,7	6,0
AURUS	1	13	142	121	-92,3	17,4
BAW	29	3	118	30	866,7	293,3
GMC	22	6	96	147	266,7	-34,7



PASSENGER CARS

Brand	December 2025	December 2024	12 months 2025	12 months 2024	Change December 2025 vs 2024, %	Change 12 months 2025 vs 2024, %
SSANGYONG	0	0	79	0		
FERRARI	1	4	73	45	-75,0	62,2
NIO	11	3	66	63	266,7	4,8
HAIMA	3	4	65	58	-25,0	12,1
VENUCIA	9	3	61	35	200,0	74,3
BUICK	13	3	50	82	333,3	-39,0
LOTUS	2	8	49	208	-75,0	-76,4
YANGWANG	8	9	48	161	-11,1	-70,2
HIPHI	1	7	46	124	-85,7	-62,9
ACURA	4	3	43	52	33,3	-17,3
JAGUAR	5	6	42	67	-16,7	-37,3
LINCOLN	5	6	41	68	-16,7	-39,7
NORDCROSS	37	0	40	0		
DAIHATSU	3	9	31	99	-66,7	-68,7
ALFA ROMEO	4	3	30	49	33,3	-38,8
SKYWELL	5	8	30	210	-37,5	-85,7
DODGE	3	1	28	125	200,0	-77,6
ASTON MARTIN	1	3	25	11	-66,7	127,3
RENAULT	10	6	24	232	66,7	-89,7
FIAT	4	0	20	7		185,7
LEAPMOTOR	2	1	20	30	100,0	-33,3
SOLLERS	18	0	18	0		
XPENG	3	1	18	14	200,0	28,6
LUXEED	5	0	17	0		
HOZON	1	4	15	24	-75,0	-37,5
MASERATI	5	4	14	37	25,0	-62,2
SAMSUNG	6	1	14	8	500,0	75,0
BAOJUN	3	3	12	11	0,0	9,1
ALPINA	0	0	10	12		-16,7
SAIC-GM-WULING	0	7	9	99	-100,0	-90,9
WULING	0	1	9	10	-100,0	-10,0
ZOTYE	0	0	8	4		100,0
MAXUS	1	0	7	7		0,0
SMART	2	0	7	6		16,7
MCLAREN	0	0	6	6		0,0
ROEWE	0	0	5	11		-54,5
ZHIJI	1	1	5	10	0,0	-50,0
STELATO	2	1	4	1	100,0	300,0
DACIA	0	0	3	22		-86,4
INEOS	0	0	3	1		200,0
IRAN KHODRO	0	1	3	13	-100,0	-76,9
OPEL	1	0	3	1		200,0
ISUZU	0	0	2	5		-60,0
LUCID	1	0	2	1		100,0



PASSENGER CARS

Brand	December 2025	December 2024	12 months 2025	12 months 2024	Change December 2025 vs 2024, %	Change 12 months 2025 vs 2024, %
POLESTAR	0	0	2	2		0,0
ARCFOX	0	0	1	6		-83,3
CHENGLIWEI	0	0	1	0		
CHRYSLER	0	0	1	3		-66,7
GAZ	0	1	1	25	-100,0	-96,0
IM MOTORS	0	0	1	1		0,0
JIDU	0	0	1	0		
KAMA	0	0	1	4		-75,0
SEAT	0	0	1	1		0,0
COWIN	0	0	0	1		-100,0
CUPRA	0	0	0	3		-100,0
DAEWOO	0	0	0	5		-100,0
DAYUN	0	0	0	2		-100,0
ENOVATE	0	0	0	1		-100,0
FAW	0	0	0	7		-100,0
FISKER	0	0	0	1		-100,0
RIVIAN	0	0	0	3		-100,0
SEHOL	0	0	0	1		-100,0
SOKON	0	5	0	8	-100,0	-100,0
VOLGA	0	3	0	3	-100,0	-100,0
WELTMEISTER	0	0	0	4		-100,0
TOTAL	134 251	120 916	1 306 299	1 550 249	11,0	-15,7
TOTAL Russian brands	50 752	43 506	438 839	494 367	16,7	-11,2
TOTAL foreign brands	83 499	77 410	867 460	1 055 882	7,9	-17,8

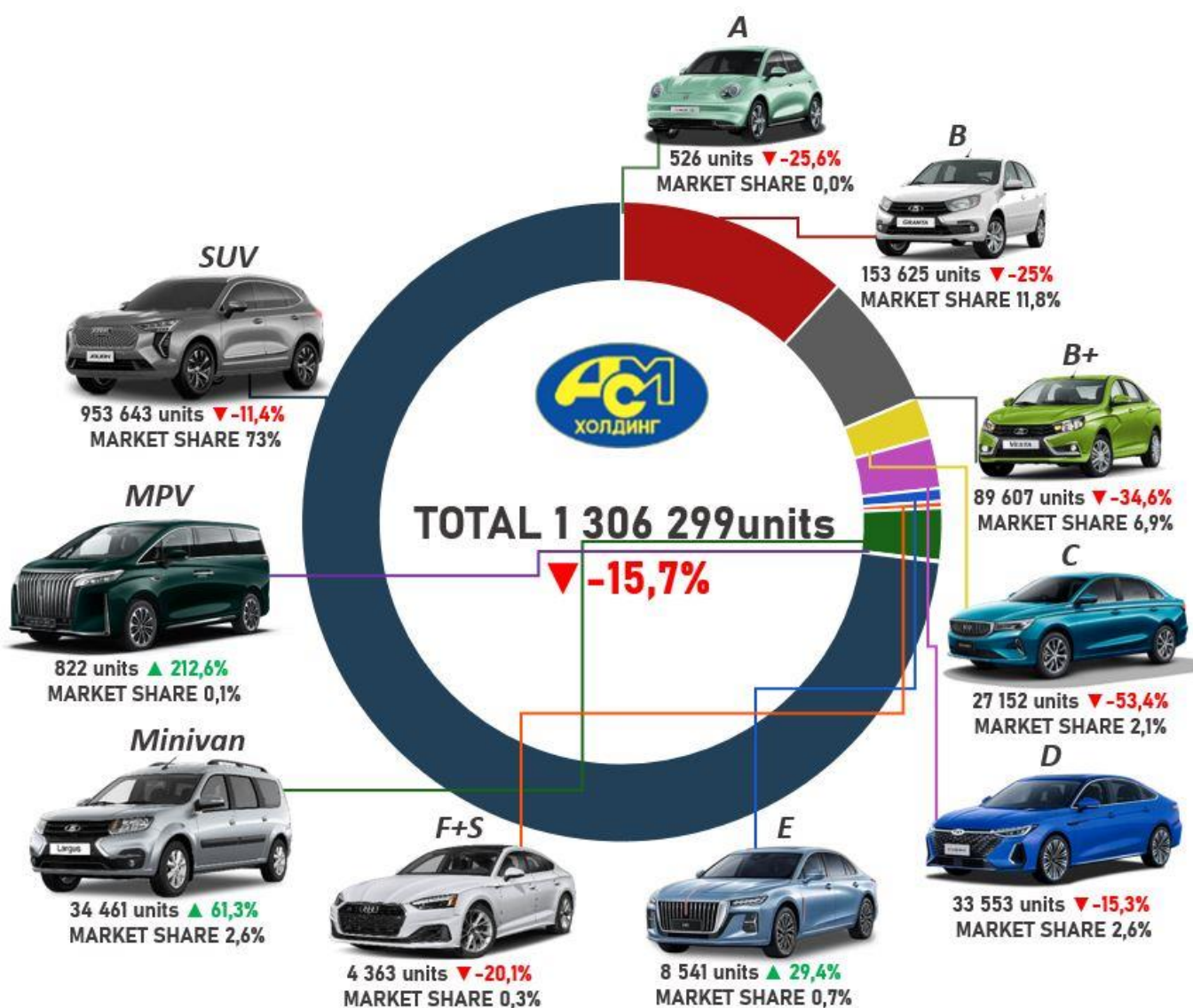


PASSENGER CARS

Sales of new passenger cars in Russia in December and 12 months 2025 by class

Class	December 2025	December 2024	12 months 2025	12 months 2024	Market share December 2025, %	Market share 12 months 2025, %	Change December 2025 vs 2024, %	Change 12 months 2025 vs 2024, %
A	24	107	526	707	0,0	0,0	-77,6	-25,6
B	16 157	15 679	153 625	204 841	12,0	11,8	3,1	-25,0
B+	5 493	10 001	89 607	137 047	4,1	6,9	-45,1	-34,6
C	1 937	4 010	27 152	58 310	1,4	2,1	-51,7	-53,4
D	3 760	3 206	33 553	39 630	2,8	2,6	17,3	-15,3
E	1 419	511	8 541	6 600	1,1	0,7	177,7	29,4
F+S	719	331	4 363	5 460	0,5	0,3	117,2	-20,1
Minivan	3 640	4 878	34 461	21 366	2,7	2,6	-25,4	61,3
MPV	62	90	822	263	0,1	0,1	-31,1	212,6
SUV	101 040	82 101	953 643	1 075 996	75,3	73,0	23,1	-11,4
Not identified	0	2	6	29	0,0	0,0	-100,0	-79,3
TOTAL	134 251	120 916	1 306 299	1 550 249	100,0	100,0	11,0	-15,7

12 months 2025





PASSENGER CARS

Top 25 model ranking of new passenger car sales in Russia in December and 12 months 2025

Rank	Model	Brand	December 2025	December 2024	12 months 2025	12 months 2024	Change December 2025 vs 2024, %	Change 12 months 2025 vs 2024, %
1	GRANTA	LADA	12 806	15 430	147 341	203 342	-17	-27,5
2	VESTA	LADA	5 069	9 166	79 792	123 688	-44,7	-35,5
3	JOLION	HAVAL	6 327	4 692	65 792	84 220	34,8	-21,9
4	X50	BELGEE	4 300	1 231	38 310	30 776	249,3	24,5
5	M6	HAVAL	5 047	3 339	36 113	38 165	51,2	-5,4
6	MONJARO	GEELY	2 476	3 071	36 036	47 057	-19,4	-23,4
7	TIGGO 7 PRO MAX	CHERY	129	5 216	35 720	62 249	-97,5	-42,6
8	NIVA LEGEND	LADA	3 381	3 580	34 756	47 010	-5,6	-26,1
9	NIVA TRAVEL	LADA	4 148	4 374	33 646	50 475	-5,2	-33,3
10	UNI-S	CHANGAN	1 852	1 888	29 673	6 178	-1,9	380,3
11	LARGUS	LADA	2 658	4 241	27 873	14 155	-37,3	96,9
12	X70	BELGEE	3 048	927	26 168	3 999	228,8	554,4
13	F7	HAVAL	2 034	2 676	22 883	21 999	-24,0	4,0
14	C5	OMODA	766	2 159	21 147	38 557	-64,5	-45,2
15	ATLAS	GEELY	1 707	1 644	18 223	20 394	3,8	-10,6
16	TIGGO 4	CHERY	115	234	18 001	325	-50,9	5 438,8
17	TIGGO 4 PRO	CHERY	63	4 677	17 947	52 858	-98,7	-66,0
18	DASHING	JETOUR	868	1 312	16 371	15 730	-33,8	4,1
19	HC	SOLARIS	2 245	691	16 238	1 550	224,9	947,6
20	H3	HAVAL	1 656	1 349	15 989	9 465	22,8	68,9
21	T4	TENET	5 330	0	15 319	0		
22	T7	TENET	5 840	0	15 254	0		
23	CS35	CHANGAN	630	1 178	13 201	20 827	-46,5	-36,6
24	MOSKVICH 3	MOSKVICH	1 041	2 218	12 738	19 321	-53,1	-34,1
25	J7	JAECOO	781	2 588	12 661	20 002	-69,8	-36,7

12 months 2025

LADA VESTA
79 795 units **-35,5%**



LADA GRANTA
147 341 units **-27,5%**



HAVAL JOLION
65 792 units **-21,9%**





PASSENGER CARS

Sales of new electric cars (BEV) in Russia in December and 12 months 2025 by brand

Brand / electric cars	December 2025	December 2024	12 months 2025	12 months 2024	Change December 2025 vs 2024, %	Change 12 months 2025 vs 2024, %
ZEEKR	189	441	3 020	7 713	-57,1	-60,8
EVOLUTE	223	75	1 806	1 230	197,3	46,8
AMBERAVTO	55	12	1 126	149	358,3	655,7
AVATR	142	29	975	695	389,7	40,3
MOSKVICH	57	447	879	1 805	-87,2	-51,3
BYD	132	28	833	539	371,4	54,5
XIAOMI	162	29	705	179	458,6	293,9
GEELY	62	4	459	24	1450,0	1812,5
TESLA	48	33	400	672	45,5	-40,5
ORA	3	86	374	500	-96,5	-25,2
VOLKSWAGEN	23	24	183	1 048	-4,2	-82,5
HONGQI	59	19	169	168	210,5	0,6
BMW	17	14	164	334	21,4	-50,9
VOYAH	15	41	127	351	-63,4	-63,8
MERCEDES	8	22	126	148	-63,6	-14,9
HONDA	12	15	109	371	-20,0	-70,6
PORSCHE	9	8	100	87	12,5	14,9
AUDI	22	6	98	70	266,7	40,0
TOYOTA	18	12	89	148	50,0	-39,9
LI XIANG	19	12	85	214	58,3	-60,3
CHERY	13	1	82	26	1200,0	215,4
LEXUS	13	11	82	52	18,2	57,7
NIO	11	3	66	63	266,7	4,8
LOTUS	2	7	46	205	-71,4	-77,6
HIPHI	1	7	46	124	-85,7	-62,9
KIA	2	5	37	38	-60,0	-2,6
ROLLS ROYCE	4	7	34	36	-42,9	-5,6
HYUNDAI	5	5	33	34	0,0	-2,9
HUAWEI AITO	1	7	33	84	-85,7	-60,7
DENZA	2	1	32	21	100,0	52,4
MG	1	1	29	37	0,0	-21,6
GAC	11	1	25	13	1000,0	92,3
NISSAN	2	14	23	89	-85,7	-74,2
XPENG	3	1	18	14	200,0	28,6
SKYWELL	3	4	17	134	-25,0	-87,3
MINI	0	0	14	5		180,0
CHANGAN	1	10	12	52	-90,0	-76,9
YANGWANG	0	0	12	3		300,0
HOZON	1	4	12	18	-75,0	-33,3
BAOJUN	3	3	12	11	0,0	9,1
MAZDA	1	0	11	0		
CADILLAC	1	3	9	13	-66,7	-30,8



PASSENGER CARS

Brand / electric cars	December 2025	December 2024	12 months 2025	12 months 2024	Change December 2025 vs 2024, %	Change 12 months 2025 vs 2024, %
LUXEED	4	0	9	0		
SAIC-GM-WULING	0	7	9	96	-100,0	-90,6
EXEED	1	0	8	8		0,0
BESTUNE	2	8	8	463	-75,0	-98,3
DONGFENG	2	0	8	4		100,0
BAW	0	0	8	4		100,0
VOLVO	1	1	7	6	0,0	16,7
SMART	2	0	7	6		16,7
LYNK AND CO	0	0	6	0		
FORD	0	2	6	8	-100,0	-25,0
LEAPMOTOR	0	0	6	15		-60,0
ZHIJI	1	1	5	10	0,0	-50,0
KAIYI	0	0	4	0		
FORTHING	0	2	4	7	-100,0	-42,9
ROX	0	0	3	5		-40,0
LADA	1	0	2	3		-33,3
BAIC	0	0	2	2		0,0
ŠKODA	0	0	2	0		
JAC	0	0	2	0		
AEOLUS	0	0	2	0		
WULING	0	0	2	1		100,0
STELATO	0	1	2	1	-100,0	100,0
POLESTAR	0	0	2	2		0,0
LUCID	1	0	2	1		100,0
HAVAL	0	0	1	3		-66,7
JETOUR	0	0	1	1		0,0
JAECOO	0	0	1	0		
CHEVROLET	0	0	1	3		-66,7
DFSK	1	0	1	0		
GENESIS	0	0	1	2		-50,0
BUICK	1	0	1	1		0,0
ACURA	0	0	1	0		
KAMA	0	0	1	4		-75,0
ARCFOX	0	0	1	6		-83,3
IM MOTORS	0	0	1	1		0,0
JIDU	0	0	1	0		
BELGEE	0	0	0	2		-100,0
OMODA	0	0	0	1		-100,0
TANK	0	0	0	1		-100,0
LIVAN	0	0	0	2		-100,0
WEY	0	0	0	1		-100,0
SUBARU	0	1	0	1	-100,0	-100,0
MITSUBISHI	0	1	0	7	-100,0	-100,0
PEUGEOT	0	0	0	1		-100,0



PASSENGER CARS

Brand / electric cars	December 2025	December 2024	12 months 2025	12 months 2024	Change December 2025 vs 2024, %	Change 12 months 2025 vs 2024, %
JAGUAR	0	0	0	6		-100,0
FIAT	0	0	0	1		-100,0
MAXUS	0	0	0	1		-100,0
ROEWE	0	0	0	1		-100,0
DACIA	0	0	0	1		-100,0
FISKER	0	0	0	1		-100,0
SOKON	0	0	0	1		-100,0
DAYUN	0	0	0	1		-100,0
WELTMEISTER	0	0	0	4		-100,0
ENOVATE	0	0	0	1		-100,0
RIVIAN	0	0	0	3		-100,0
TOTAL	1 373	1 476	12 640	18 217	-7,0	-30,6
TOTAL Russian brands	336	534	3 814	3 191	-37,1	19,5
TOTAL foreign brands	1 037	942	8 826	15 026	10,1	-41,3

12 months 2025

ZEEKR 001

1 578 units **-69%**

AMBERAVTO A5

1 126 units **655,7%**



EVOLUTE I-PRO

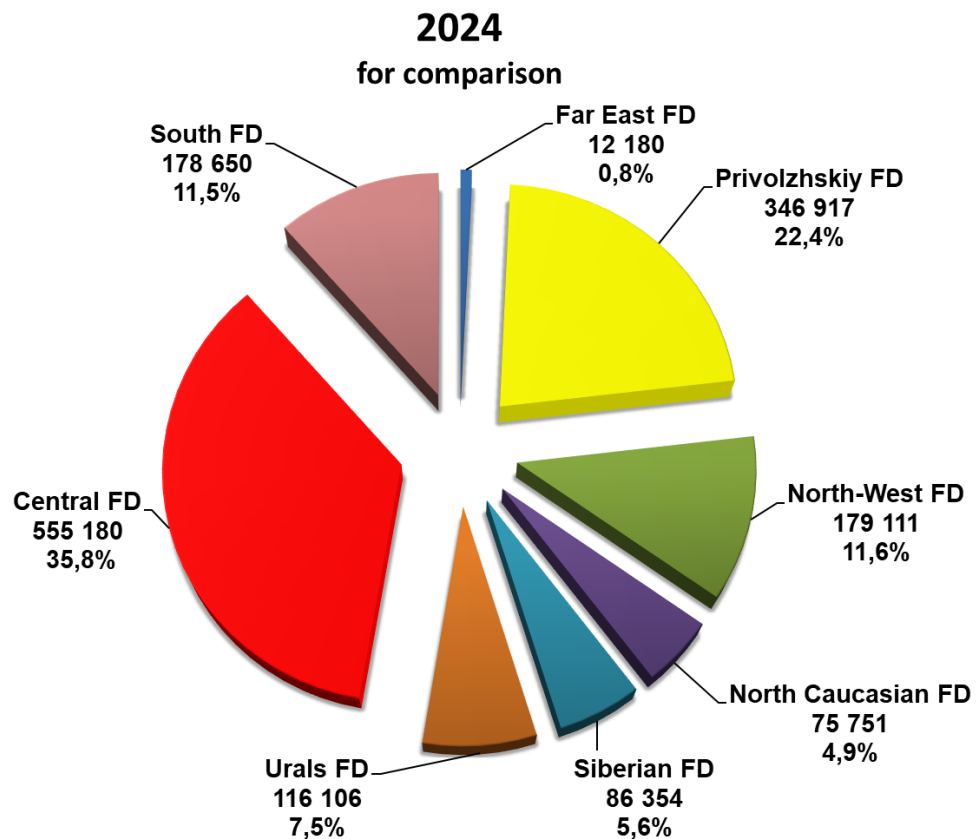
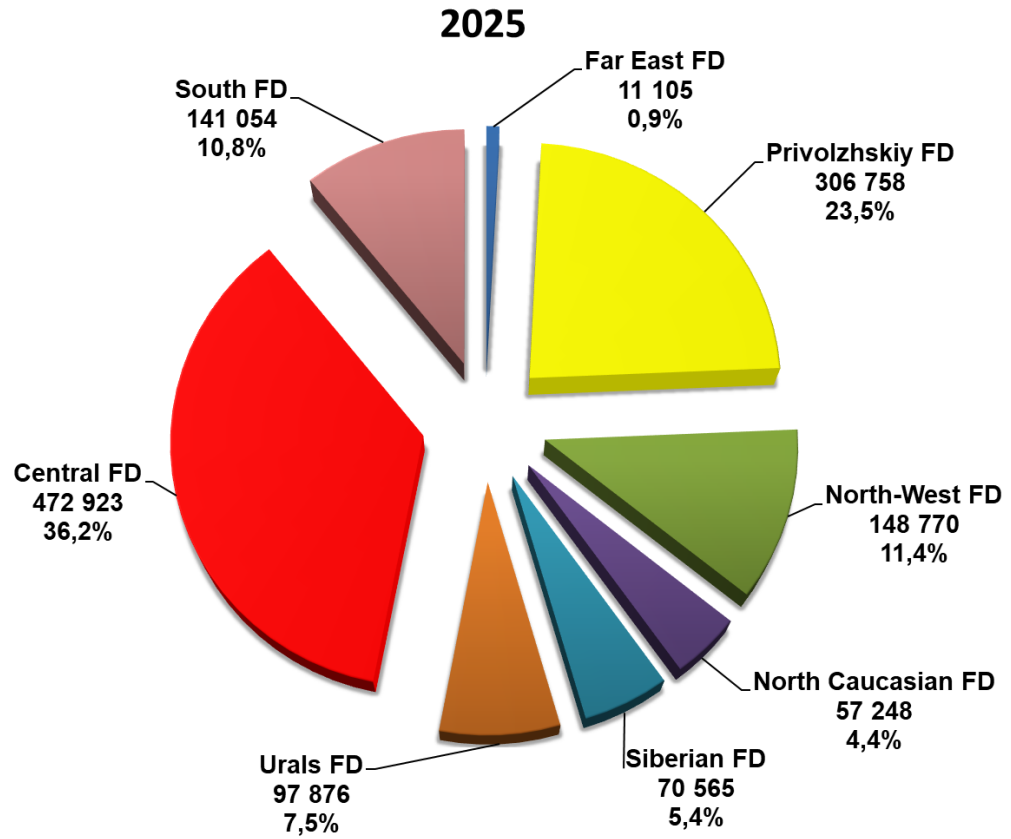
912 units **16,9%**





PASSENGER CARS

Structure of new car sales in Russia in 12 months 2025 by Federal District





LIGHT COMMERCIAL VEHICLES

Sales of new light commercial vehicles in Russia Including light trucks (N1 category) and minibuses (M2 category) in December and 12 months 2025 by brand (without pickups)

Brand	December 2025	December 2024	12 months 2025	12 months 2024	Change December 2025 vs 2024, %	Change 12 months 2025 vs 2024, %
GAZ	4 596	5 747	40 570	60 305	-20,0	-32,7
LADA	1 173	2 292	14 561	10 833	-48,8	34,4
UAZ	1 154	1 456	11 014	17 796	-20,7	-38,1
SOLLERS	833	806	7 538	10 138	3,3	-25,6
MERCEDES	205	169	2 032	1 438	21,3	41,3
FOTON	139	105	1 750	759	32,4	130,6
KAMAZ	198	119	1 344	1 278	66,4	5,2
DONGFENG	130	182	1 024	2 269	-28,6	-54,9
FORD	82	75	827	802	9,3	3,1
FIAT	43	36	440	291	19,4	51,2
PEUGEOT	43	41	303	389	4,9	-22,1
LANDWIND JIANGLING - JMC	93	1	224	4	9 200,0	5 500,0
VOLKSWAGEN	18	24	150	375	-25,0	-60,0
RENAULT	12	5	141	178	140,0	-20,8
IVECO	11	31	140	320	-64,5	-56,2
CHANGAN	1	15	139	239	-93,3	-41,8
CITROEN	8	27	113	182	-70,4	-37,9
AVIOR	21	0	99	1		9 800,0
HYUNDAI	5	9	52	79	-44,4	-34,2
KIA	5	6	50	160	-16,7	-68,8
TOYOTA	9	11	46	92	-18,2	-50,0
AVRORA	0	0	43	0		
SUZUKI	7	1	40	133	600,0	-69,9
MAXUS	0	3	33	35	-100,0	-5,7
SHANQI	4	5	33	35	-20,0	-5,7
MAZ	6	10	29	36	-40,0	-19,4
NISSAN	3	3	27	13	0,0	107,7
FAW	1	0	26	10		160,0
KAMA	0	0	26	0		
WULING	2	8	22	39	-75,0	-43,6
SHAANXI	0	0	21	0		
OPEL	1	0	18	21		-14,3
MAN	1	3	14	9	-66,7	55,6
BAW	3	11	12	103	-72,7	-88,3
SOVA	0	0	12	0		
MITSUBISHI	1	0	11	5		120,0
EVM	2	0	8	10		-20,0
LINXYS	0	1	8	1	-100,0	700,0
JAC	0	2	7	86	-100,0	-91,9
GMC	0	0	6	3		100,0



LIGHT COMMERCIAL VEHICLES

Brand	December 2025	December 2024	12 months 2025	12 months 2024	Change December 2025 vs 2024, %	Change 12 months 2025 vs 2024, %
FARIZON	2	0	5	4		25,0
FORTHING	1	0	5	15		-66,7
SHINERAY	1	0	5	6		-16,7
BESTUNE	1	2	3	3	-50,0	0,0
DAIHATSU	0	1	3	5	-100,0	-40,0
GEELY	0	0	2	0		
HOWO	1	0	2	1		100,0
JINBEI	0	0	2	3		-33,3
LOGEM	0	0	2	0		
DFSK	0	0	1	9		-88,9
KAMAG	0	0	1	1		0,0
KANGAROO ELEKTRO	0	0	1	0		
NORMAX	0	0	1	1		0,0
QILING	0	0	1	0		
SRM	0	0	1	0		
BRILLIANCE	0	0	0	1		-100,0
CHERY	0	0	0	1		-100,0
CHUSHENG	0	0	0	1		-100,0
JENHOO	0	0	0	1		-100,0
RUIYASHENG	0	0	0	1		-100,0
SAIC-GM-WULING	0	0	0	1		-100,0
SDAC	0	0	0	14		-100,0
TOTAL	8 816	11 207	82 988	108 535	-21,3	-23,5
TOTAL Russian brands	7 956	10 420	75 117	100 361	-23,6	-25,2
TOTAL foreign brands	860	787	7 871	8 174	9,3	-3,7



LIGHT COMMERCIAL VEHICLES

Top 25 model ranking of new LCV sales including light trucks (N1 category) and minibuses (M2 category) in Russia, in December and 12 months 2025 (without pickups)

Rank	Model	Brand	December 2025	December 2024	12 months 2025	12 months 2024	Change December 2025 vs 2024, %	Change 12 months 2025 vs 2024, %
1	GAZelle NEXT	GAZ	2 548	3 485	21 940	36 539	-26,9	-40,0
2	LARGUS FURGON	LADA	809	1 752	9 269	4 969	-53,8	86,5
3	3302 GAZelle	GAZ	623	800	6 108	8 015	-22,1	-23,8
4	ATLANT	SOLLERS	597	713	5 749	8 182	-16,3	-29,7
5	2349 WIS	LADA	317	495	4 821	5 340	-36,0	-9,7
6	3909	UAZ	507	721	4 680	7 981	-29,7	-41,4
7	2752 SOBOL	GAZ	436	668	4 013	6 125	-34,7	-34,5
8	PROFI	UAZ	342	379	3 123	4 886	-9,8	-36,1
9	GAZelle NN	GAZ	150	18	1 986	865	733,3	129,6
10	SOBOL NN	GAZ	198	227	1 967	2 329	-12,8	-15,5
11	V-CLASS	MERCEDES	172	142	1 768	1 151	21,1	53,6
12	2310 SOBOL	GAZ	167	137	1 723	1 854	21,9	-7,1
13	TOANO	FOTON	131	104	1 683	756	26,0	122,6
14	KOMPAS 5 4X2	KAMAZ	198	119	1 344	1 278	66,4	5,2
15	ARGO	SOLLERS	85	93	1 236	1 956	-8,6	-36,8
16	2206	UAZ	96	125	1 091	2 025	-23,2	-46,1
17	3221 GAZelle	GAZ	125	185	1 074	2 156	-32,4	-50,2
18	3741	UAZ	67	95	892	1 220	-29,5	-26,9
19	TRANSIT	FORD	81	72	782	778	12,5	0,5
20	2217 SOBOL	GAZ	56	70	625	967	-20,0	-35,4
21	GAZelle CITY	GAZ	221	57	593	502	287,7	18,1
22	3962	UAZ	54	64	592	822	-15,6	-28,0
23	SF1	SOLLERS	151	0	553	0		
24	2705 GAZelle	GAZ	72	100	541	953	-28,0	-43,2
25	CAPTAIN T	DONGFENG	41	77	454	1 332	-46,8	-65,9

12 months 2025

GAZelle NEXT

21 940 units **-40%**



GAZ GAZelle 3302

6 108 units **-23,8%**



LADA LARGUS FURGON

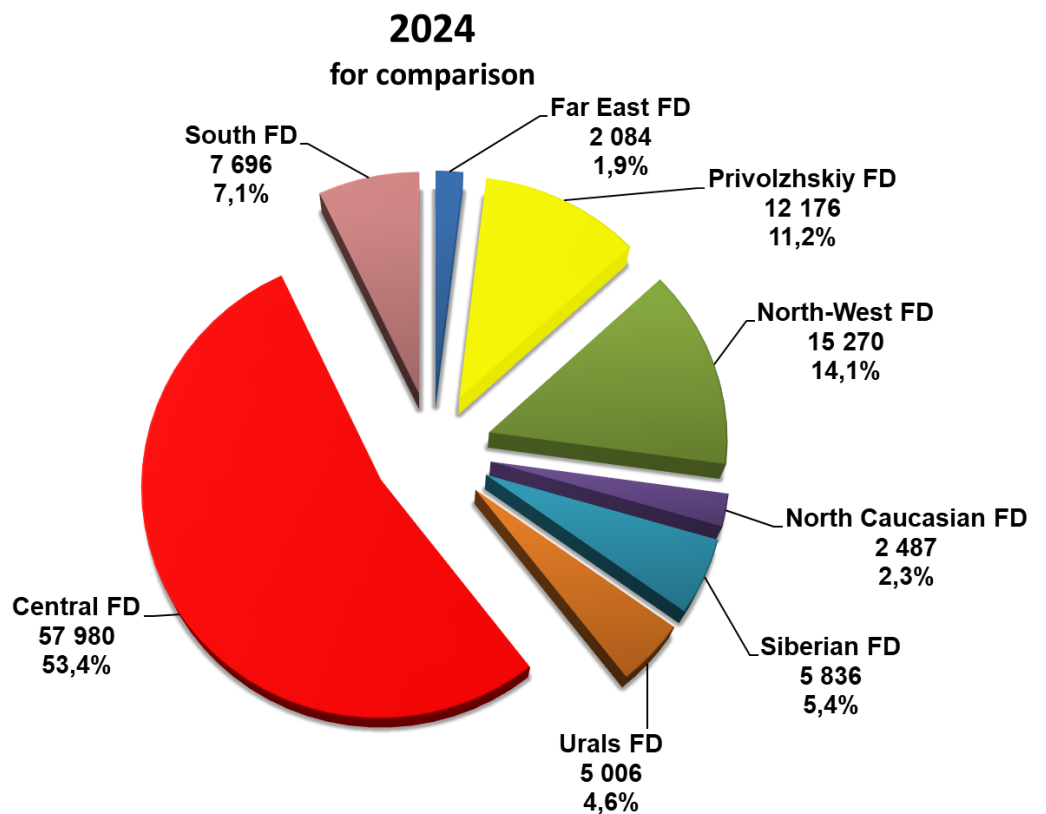
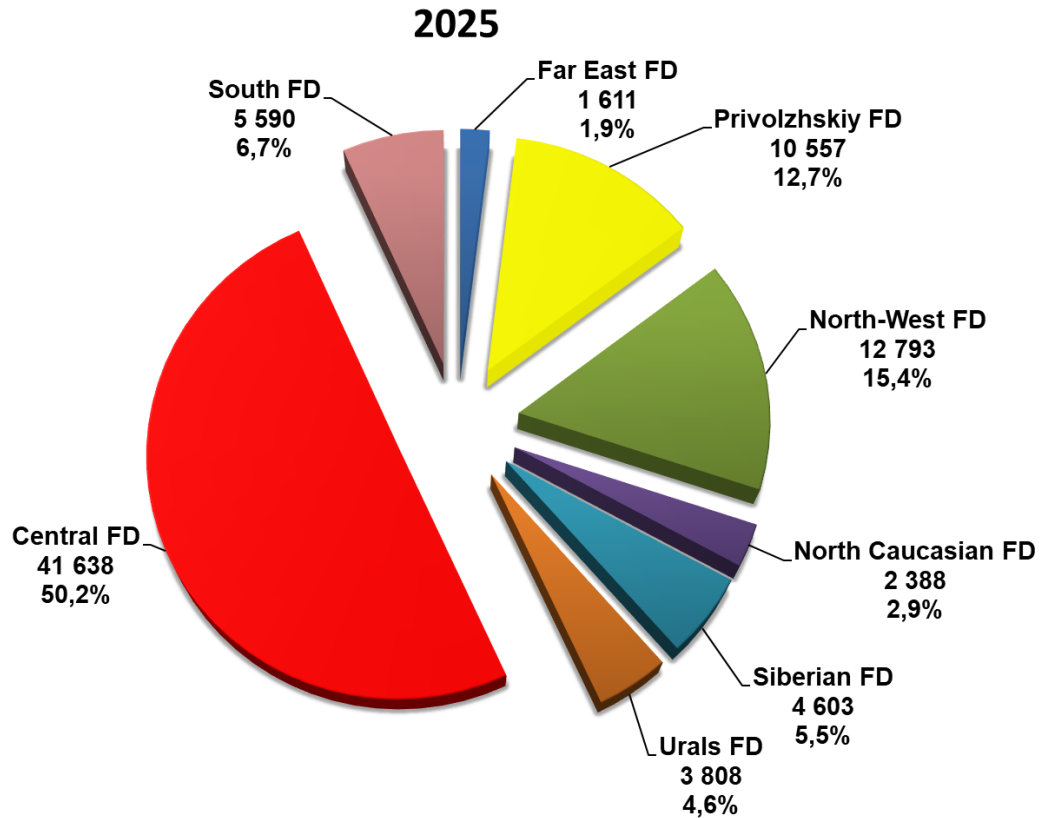
9 269 units **86,5%**





LIGHT COMMERCIAL VEHICLES

Structure of new LCV sales including light trucks (N1 category) and minibuses (M2 category) in Russia in 12 months 2025 by Federal District





PICKUPS

Sales of new pickups in Russia in December and 12 months 2025 by brand

Brand	December 2025	December 2024	12 months 2025	12 months 2024	Change December 2025 vs 2024, %	Change 12 months 2025 vs 2024, %
JAC	417	687	4 965	5 988	-39,3	-17,1
GREAT WALL	357	488	3 604	6 914	-26,8	-47,9
SOLLERS	442	341	2 719	3 041	29,6	-10,6
UAZ	273	380	2 475	4 055	-28,2	-39,0
CHANGAN	271	267	2 139	3 118	1,5	-31,4
RAM	273	120	1 921	1 662	127,5	15,6
FOTON	69	120	1 550	767	-42,5	102,1
FORD	74	46	595	446	60,9	33,4
MITSUBISHI	92	67	594	1 122	37,3	-47,1
TOYOTA	40	54	370	939	-25,9	-60,6
LANDWIND JIANGLING - JMC	51	17	341	115	200,0	196,5
DONGFENG	31	18	295	477	72,2	-38,2
ISUZU	15	19	180	322	-21,1	-44,1
GMC	10	6	55	65	66,7	-15,4
TESLA	5	7	48	19	-28,6	152,6
HUANGHAI	9	0	36	7		414,3
NISSAN	3	0	31	16		93,8
VOLKSWAGEN	2	1	14	25	100,0	-44,0
CHEVROLET	1	2	13	22	-50,0	-40,9
MAXUS	4	0	12	9		33,3
HYUNDAI	1	2	9	13	-50,0	-30,8
JEEP	1	1	8	21	0,0	-61,9
GEELY	1	0	7	28		-75,0
KIA	5	0	6	0		
ZX-AUTO	0	0	2	0		
HOWO	0	0	1	0		
QINGLING	0	0	1	0		
SUBARU	0	0	1	0		
KAICENE	0	0	0	2		-100,0
LADA	0	0	0	1		-100,0
OTING	0	0	0	1		-100,0
RIVIAN	0	0	0	2		-100,0
VGX	0	0	0	2		-100,0
TOTAL	2 447	2 643	21 992	29 199	-7,4	-24,7
TOTAL Russian brands	715	721	5 194	7 097	-0,8	-26,8
TOTAL foreign brands	1 732	1 922	16 798	22 102	-9,9	-24,0



PICKUPS

Top 15 model ranking of new pickup sales in Russia in December and 12 months 2025

Rank	Model	Brand	December 2025	December 2024	12 months 2025	12 months 2024	Change December 2025 vs 2024, %	Change 12 months 2025 vs 2024, %
1	T9 HUNTER	JAC	383	501	3 496	2 877	-23,6	21,5
2	2363 PICKUP	UAZ	273	380	2 475	4 055	-28,2	-39,0
3	POER	GREAT WALL	294	6	2 143	879	4 800,0	143,8
4	HUNTER PLUS	CHANGAN	271	267	2 133	3 099	1,5	-31,2
5	ST6	SOLLERS	286	341	2 022	3 041	-16,1	-33,5
6	RAM	PICKUP	273	120	1 921	1 662	127,5	15,6
7	POER KINGKONG	GREAT WALL	60	482	1 446	5 993	-87,6	-75,9
8	TUNLAND	FOTON	68	118	1 431	763	-42,4	87,5
9	T8 PRO	JAC	30	141	1 110	2 459	-78,7	-54,9
10	ST8	SOLLERS	95	0	593	0		
11	L200	MITSUBISHI	91	67	591	1 121	35,8	-47,3
12	RANGER	FORD	53	40	450	328	32,5	37,2
13	T8	JAC	3	42	339	235	-92,9	44,3
14	VIGUS	JMC	51	16	327	90	218,8	263,3
15	RICH	DONGFENG	31	18	290	475	72,2	-38,9

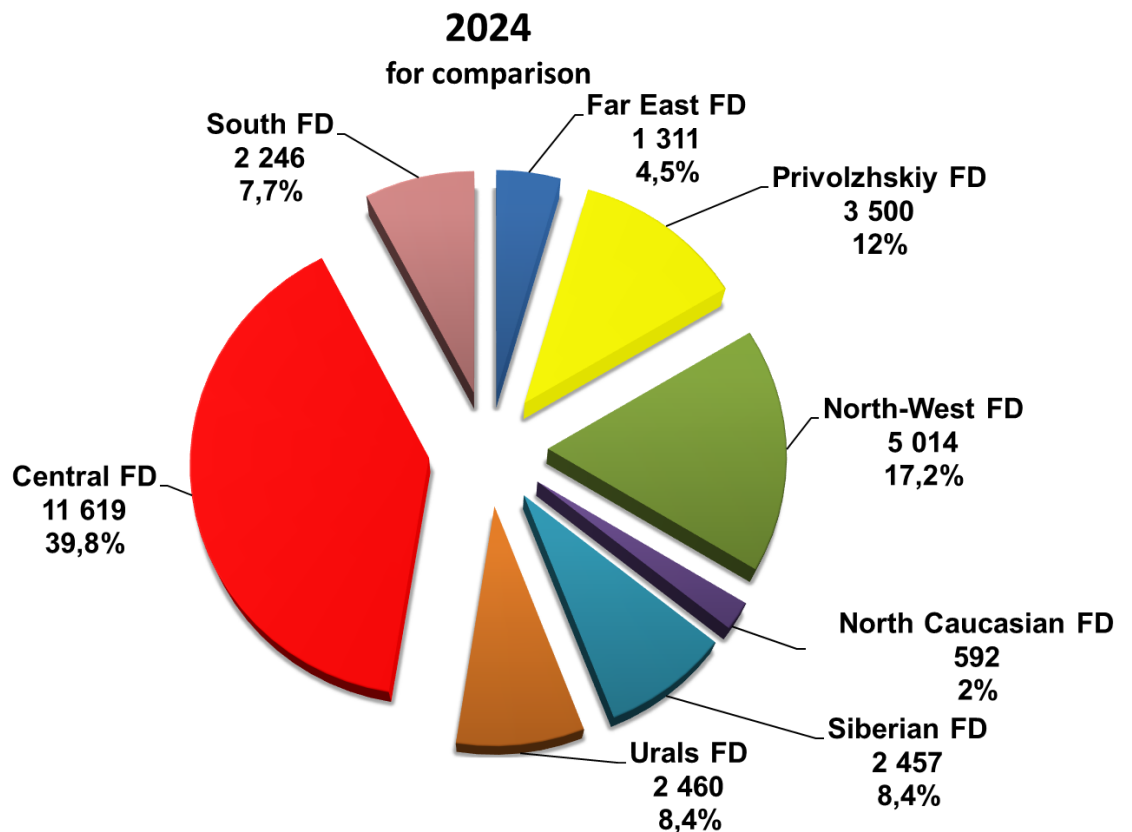
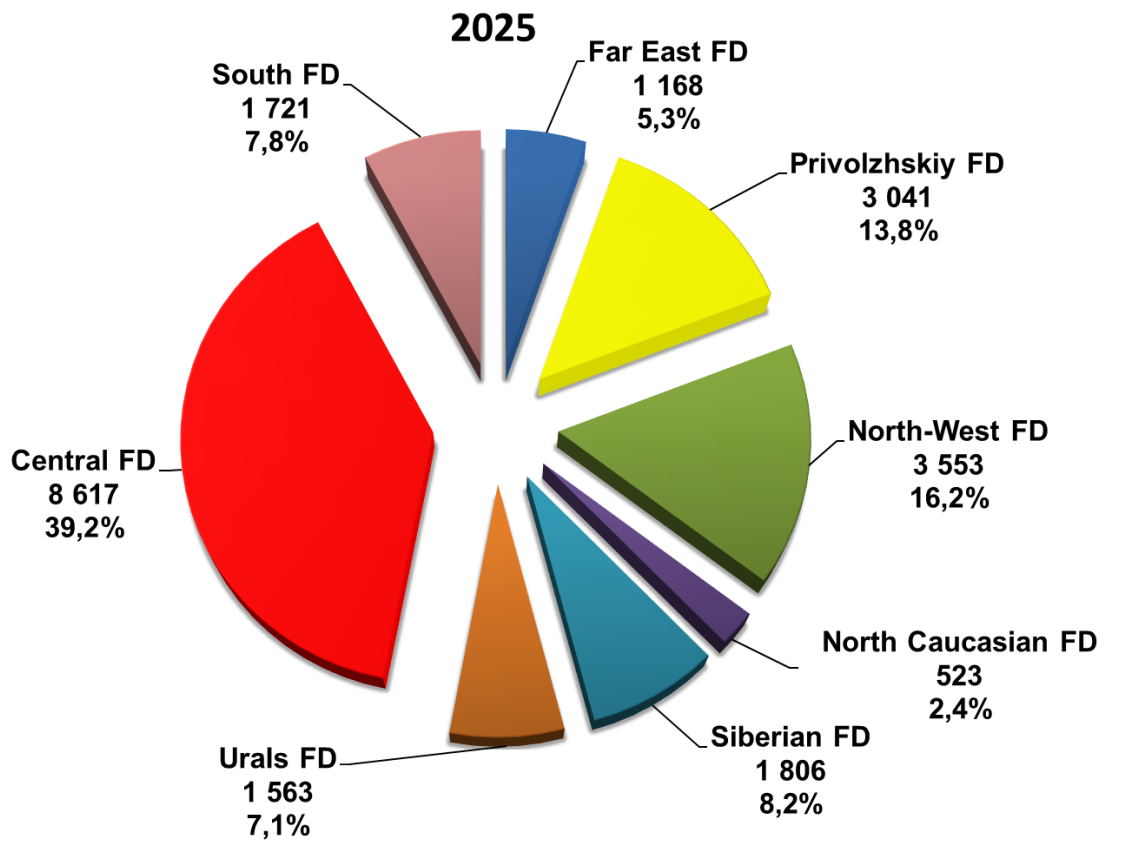
12 months 2025





PICKUPS

Structure of sales of new pickups in Russia in 12 months 2025 by Federal District



OUR CONTACTS



ASM Holding, OAO

21/5, Entrance 6, Kuznetsky Most Street, Moscow 107031

Contract Department, tel.: +7 495 626 0944

e-mail: inf@asm-holding.ru

Head of Market Research Centre – **VASILY SEIN**

e-mail: vasein@asm-holding.ru

Telegram: [@marketASM](https://www.instagram.com/@marketASM)

Project Manager – **ALEXANDER STERLIKOV**

Mobile: +7 905 747 2431

e-mail: sterlikov@asm-holding.ru

Website: www.asm-holding.ru

Telegram: [@ASMHOLDING](https://www.instagram.com/@ASMHOLDING)

Vkontakte: [oaoasmholding](https://vk.com/oaoasmholding)



Association of Russian Automakers (OAR)

8, Novovladykinsky Proezd, bldg. 5, POB 81, Moscow 127106

Tel.: +7 495 739 7095

e-mail: info_oar@mail.ru

Adviser for International Cooperation – **YURI KRAVTSOV**

e-mail: kravtsov_oar@mail.ru

Website: www.oar-info.ru