



12 DECEMBER 2025

AUTOMOBILE MARKET OF RUSSIA IN NOVEMBER AND JANUARY-NOVEMBER 2025 NEW PASSENGER CARS, LIGHT COMMERCIAL VEHICLES AND PICKUPS

In November 2025, sales of new passenger cars, light commercial vehicles and pickups in Russia grew by 1.2% year-on-year to 134 960 vehicles. The total sales in the first eleven months of 2025 were 1 265 765 units, down 18.5% YOY.*

Sales results by type of motor vehicles:

- Passenger cars – 126 127 units in November 2025, up 5.7% YOY; 1 172 048 units in January-November 2025, down 18.0% YOY. Among them electric vehicles (BEVs) – 1 624 units in November 2025, up 56.6% YOY; 11 267 units in January-November 2025, down 32.7% YOY.
- Light commercial vehicles including light trucks (N1 category, without pickups) and minibuses (M2 category) – 6 847 units in November 2025, down 39.9% YOY; 74 172 units in January-November 2025, down 23.8% YOY.
- Pickups – 1 986 units in November 2025, down 23.4% YOY; 19 545 units in January-November 2025, down 26.4% YOY.

*(without sales to military, law enforcement and diplomatic agencies in the RF)

COMMENT:

Vasily Sein, Head of the Market Research Centre at ASM Holding, commented:

According to the ASM Holding's data, sales of new passenger cars in November 2025 were 126 127 units and grew by 6% as compared to November 2024. The car sales in January-November 2025 were 1 172 048 units, down 18% year-over-year. The sales results in November showed a decrease by 23% as compared to October 2025 (163 522 units). The sales of foreign-branded cars in the first eleven months of 2025 fell by 20% YOY to 783 961 units, while sales of Russian brands were down 14% to 388 087 cars. The top-3 best-selling car brands in January-November 2025 include LADA with 298 812 vehicles sold (down 26%), followed by HAVAL with 153 942 units (down 13%) and CHERY with 97 725 units (down 30%). Sales of battery electric vehicles (BEVs) in January-November 2025 fell by 33% YOY to 11 267 units, while BEV sales in November 2025 were 57% more than those in November 2024 (1 037 units). The top-5 best-selling BEVs include three Russian brands – EVOLUTE, AMBERAVTO and MOSKVICH.

In the segment of LCVs, the sales in November 2025 were down 23% from October 2025 (8 838 units) and down 40% from November 2024. Totally, in the first eleven months of this year, LCV sales were 74 172 units, down 24% YOY. Sales of foreign-branded LCVs declined slightly (down 5% to 7 011 units), while sales of domestic brands fell by 25% to 67 161 units. The best sales results in January-November 2025 were shown by Russian brands: GAZ – 35 974 units (down 34%), LADA – 13 388 units (up 57%), and UAZ – 9 860 units (down 40%). The share of GAZ brand is kept at 48% of the new LCV market. The best-selling LCV model in January-November 2025 is GAZelle NEXT (19 392 units sold, down 41%).

Sales of pickups in November 2025 have shown a fall by 15% vs. October 2025, while the sales in January-November 2025 fell by 26% year-on-year to 19 545 units. Sales of Russian-branded pickups were 4 479 units (down 30%), while sales of foreign brands fell by 25% to 15 066 units. The top-3 best-selling pickup brands include JAC – 4 548 units (down 14%), GREAT WALL – 3 247 units (down 50%), and SOLLERS – 2 277 units (down 16%). The share of foreign brands is 77% of the pickup market. The best-selling pickup model is JAC T9 HUNTER – 3 113 units (up 31%).

OUR CONTACTS:

ASM Holding, OAO

21/5, Kuznetsky Most St., 107031, Moscow, Russia

Tel: +7 (495) 626-09-44

e-mail: inf@asm-holding.ru

Association of Russian Automakers (OAR)

8, Novovladykinsky Proezd, bldg 5, POB 81, 127106, Moscow, Russia

Tel: +7 (495) 739 70 95

e-mail: info_oar@mail.ru



Developed by specialists of
AVTOSTAT-INFO



PASSENGER CARS

Sales of new passenger cars in Russia in November and 11 months 2025 by brand

Brand	November 2025	November 2024	11 months 2025	11 months 2024	Change November 2025 vs 2024, %	Change 11 months 2025 vs 2024, %
LADA	27 433	37 938	298 812	402 053	-27,7	-25,7
HAVAL	17 957	15 423	153 942	176 576	16,4	-12,8
CHERY	3 160	11 048	97 725	145 396	-71,4	-32,8
GEELY	9 662	10 149	86 259	140 897	-4,8	-38,8
CHANGAN	4 566	5 933	59 948	97 863	-23,0	-38,7
BELGEE	8 322	3 167	59 625	32 617	162,8	82,8
JETOUR	2 226	2 596	33 081	32 380	-14,3	2,2
SOLARIS	4 109	1 384	31 433	13 374	196,9	135,0
OMODA	1 500	2 858	27 197	46 895	-47,5	-42,0
TOYOTA	3 928	1 821	25 018	18 063	115,7	38,5
TENET	9 919	0	21 272	0		
EXEED	2 181	2 053	19 509	39 008	6,2	-50,0
JAECOO	1 445	2 140	17 481	24 313	-32,5	-28,1
TANK	1 805	2 005	16 556	26 337	-10,0	-37,1
GAC	1 517	1 810	16 508	16 067	-16,2	2,7
BMW	2 141	799	14 213	10 830	168,0	31,2
MOSKVICH	1 397	2 619	14 211	20 234	-46,7	-29,8
XCITE	957	711	12 062	4 843	34,6	149,1
LI XIANG	1 843	1 848	11 568	21 242	-0,3	-45,5
KIA	1 047	853	9 080	16 126	22,7	-43,7
HONGQI	1 190	764	8 705	6 346	55,8	37,2
HYUNDAI	1 082	1 013	8 695	14 735	6,8	-41,0
MERCEDES	1 158	555	7 973	6 332	108,6	25,9
VOYAH	1 186	539	7 869	8 281	120,0	-5,0
KAIYI	106	599	6 564	7 326	-82,3	-10,4
VOLKSWAGEN	1 322	275	6 343	4 425	380,7	43,3
BAIC	411	1 210	5 878	9 900	-66,0	-40,6
UAZ	528	795	5 617	8 667	-33,6	-35,2
MAZDA	955	297	5 491	4 360	221,5	25,9
KNEWSTAR	479	541	5 458	1 014	-11,5	438,3
SKODA	686	263	5 299	3 164	160,8	67,5
SWM	145	77	4 294	1 320	88,3	225,3
LEXUS	647	344	4 149	4 646	88,1	-10,7
JAC	365	549	3 867	6 653	-33,5	-41,9
SOUEAST	174	8	3 636	99	2 075,0	3 572,7
AUDI	823	236	3 631	2 896	248,7	25,4
LIVAN	373	217	3 405	3 510	71,9	-3,0
BESTUNE	628	176	3 371	4 744	256,8	-28,9
ZEEKR	286	445	2 922	7 272	-35,7	-59,8
EVOLUTE	386	156	2 772	1 372	147,4	102,0
TRUMPCHI	230	6	2 690	1 822	3 733,3	47,6
KGM	445	9	2 642	73	4 844,4	3 519,2



PASSENGER CARS

Brand	November 2025	November 2024	11 months 2025	11 months 2024	Change November 2025 vs 2024, %	Change 11 months 2025 vs 2024, %
HONDA	398	226	2 616	2 533	76,1	3,3
LAND ROVER	318	191	2 569	2 075	66,5	23,8
HUAWEI AITO	219	325	2 202	1 980	-32,6	11,2
PORSCHE	233	148	2 055	1 944	57,4	5,7
BYD	377	99	2 053	929	280,8	121,0
WEY	190	165	2 006	775	15,2	158,8
LYNK AND CO	889	33	1 662	354	2 593,9	369,5
DONGFENG	93	59	1 629	627	57,6	159,8
JETTA	45	276	1 590	3 730	-83,7	-57,4
NISSAN	135	98	1 155	1 096	37,8	5,4
AVATR	125	38	1 102	666	228,9	65,5
AMBERAVTO	404	11	1 071	137	3 572,7	681,8
SUBARU	138	124	935	1 635	11,3	-42,8
AEOLUS	118	81	891	1 062	45,7	-16,1
SUZUKI	101	63	775	727	60,3	6,6
VOLVO	131	27	700	338	385,2	107,1
AVRORA	162	40	694	45	305,0	1 442,2
MITSUBISHI	140	178	690	3 182	-21,3	-78,3
DENZA	73	2	647	61	3 550,0	960,7
XIAOMI	172	31	543	150	454,8	262,0
CHEVROLET	75	165	510	2 556	-54,5	-80,0
DFSK	10	62	493	323	-83,9	52,6
JEEP	55	45	483	621	22,2	-22,2
ROX	75	12	418	397	525,0	5,3
OTING	73	70	414	640	4,3	-35,3
CADILLAC	50	27	380	441	85,2	-13,8
ORA	5	72	371	414	-93,1	-10,4
TESLA	59	23	352	639	156,5	-44,9
GENESIS	47	22	339	291	113,6	16,5
PEUGEOT	33	18	318	207	83,3	53,6
FORD	59	21	282	366	181,0	-23,0
MG	16	38	258	443	-57,9	-41,8
MINI	41	11	245	144	272,7	70,1
VGX	18	17	237	132	5,9	79,5
INFINITI	32	21	236	166	52,4	42,2
OSHAN	48	4	227	45	1 100,0	404,4
CITROEN	41	31	207	244	32,3	-15,2
ROLLS ROYCE	14	19	205	126	-26,3	62,7
BENTLEY	20	10	189	155	100,0	21,9
FORTHING	11	50	146	465	-78,0	-68,6
LAMBORGHINI	18	9	143	135	100,0	5,9
AURUS	0	4	141	108	-100,0	30,6
BAW	20	0	89	27		229,6
SSANGYONG	0	0	79	0		



PASSENGER CARS

Brand	November 2025	November 2024	11 months 2025	11 months 2024	Change November 2025 vs 2024, %	Change 11 months 2025 vs 2024, %
GMC	11	8	74	141	37,5	-47,5
FERRARI	7	4	72	41	75,0	75,6
HAIMA	6	3	62	54	100,0	14,8
NIO	4	1	55	60	300,0	-8,3
VENUCIA	6	6	52	32	0,0	62,5
LOTUS	4	4	47	200	0,0	-76,5
HIPHI	1	9	45	117	-88,9	-61,5
YANGWANG	3	5	40	152	-40,0	-73,7
ACURA	9	7	39	49	28,6	-20,4
BUICK	16	2	37	79	700,0	-53,2
JAGUAR	4	7	37	61	-42,9	-39,3
LINCOLN	6	10	36	62	-40,0	-41,9
DAIHATSU	1	5	28	90	-80,0	-68,9
ALFA ROMEO	6	4	26	46	50,0	-43,5
DODGE	3	7	25	124	-57,1	-79,8
SKYWELL	1	8	25	202	-87,5	-87,6
ASTON MARTIN	3	0	24	8		200,0
LEAPMOTOR	4	1	18	29	300,0	-37,9
FIAT	2	1	16	7	100,0	128,6
HOZON	4	1	14	20	300,0	-30,0
RENAULT	1	16	14	226	-93,8	-93,8
LUXEED	0	0	12	0		
ALPINA	1	1	10	12	0,0	-16,7
BAOJUN	3	0	9	8		12,5
MASERATI	2	1	9	33	100,0	-72,7
SAIC-GM-WULING	0	14	9	92	-100,0	-90,2
WULING	2	1	9	9	100,0	0,0
XIAOPENG	1	1	9	13	0,0	-30,8
SAMSUNG	2	2	8	7	0,0	14,3
ZOTYE	0	0	8	4		100,0
MAXUS	1	3	6	7	-66,7	-14,3
MCLAREN	0	1	6	6	-100,0	0,0
XPENG	1	0	6	0		
ROEWE	5	0	5	11		-54,5
SMART	0	0	5	6		-16,7
ZHIJI	0	1	4	9	-100,0	-55,6
DACIA	0	1	3	22	-100,0	-86,4
INEOS	0	0	3	1		200,0
IRAN KHODRO	0	1	3	12	-100,0	-75,0
NORDCROSS	3	0	3	0		
ISUZU	0	0	2	5		-60,0
OPEL	0	0	2	1		100,0
POLESTAR	2	1	2	2	100,0	0,0
STELATO	0	0	2	0		



PASSENGER CARS

Brand	November 2025	November 2024	11 months 2025	11 months 2024	Change November 2025 vs 2024, %	Change 11 months 2025 vs 2024, %
ARCFOX	0	1	1	6	-100,0	-83,3
CHENGLIWEI	0	0	1	0		
CHRYSLER	0	0	1	3		-66,7
GAZ	0	0	1	24		-95,8
IM MOTORS	0	0	1	1		0,0
JIDU	0	0	1	0		
KAMA	0	0	1	4		-75,0
LUCID	0	0	1	1		0,0
SEAT	1	0	1	1		0,0
COWIN	0	0	0	1		-100,0
CUPRA	0	0	0	3		-100,0
DAEWOO	0	0	0	5		-100,0
DAYUN	0	1	0	2	-100,0	-100,0
ENOVATE	0	0	0	1		-100,0
FAW	0	1	0	7	-100,0	-100,0
FISKER	0	0	0	1		-100,0
RIVIAN	0	0	0	3		-100,0
SEHOL	0	0	0	1		-100,0
SOKON	0	0	0	3		-100,0
WELTMEISTER	0	0	0	4		-100,0
TOTAL	126 127	119 335	1 172 048	1 429 333	5,7	-18,0
TOTAL Russian brands	45 295	43 658	388 087	450 861	3,7	-13,9
TOTAL foreign brands	80 832	75 677	783 961	978 472	6,8	-19,9

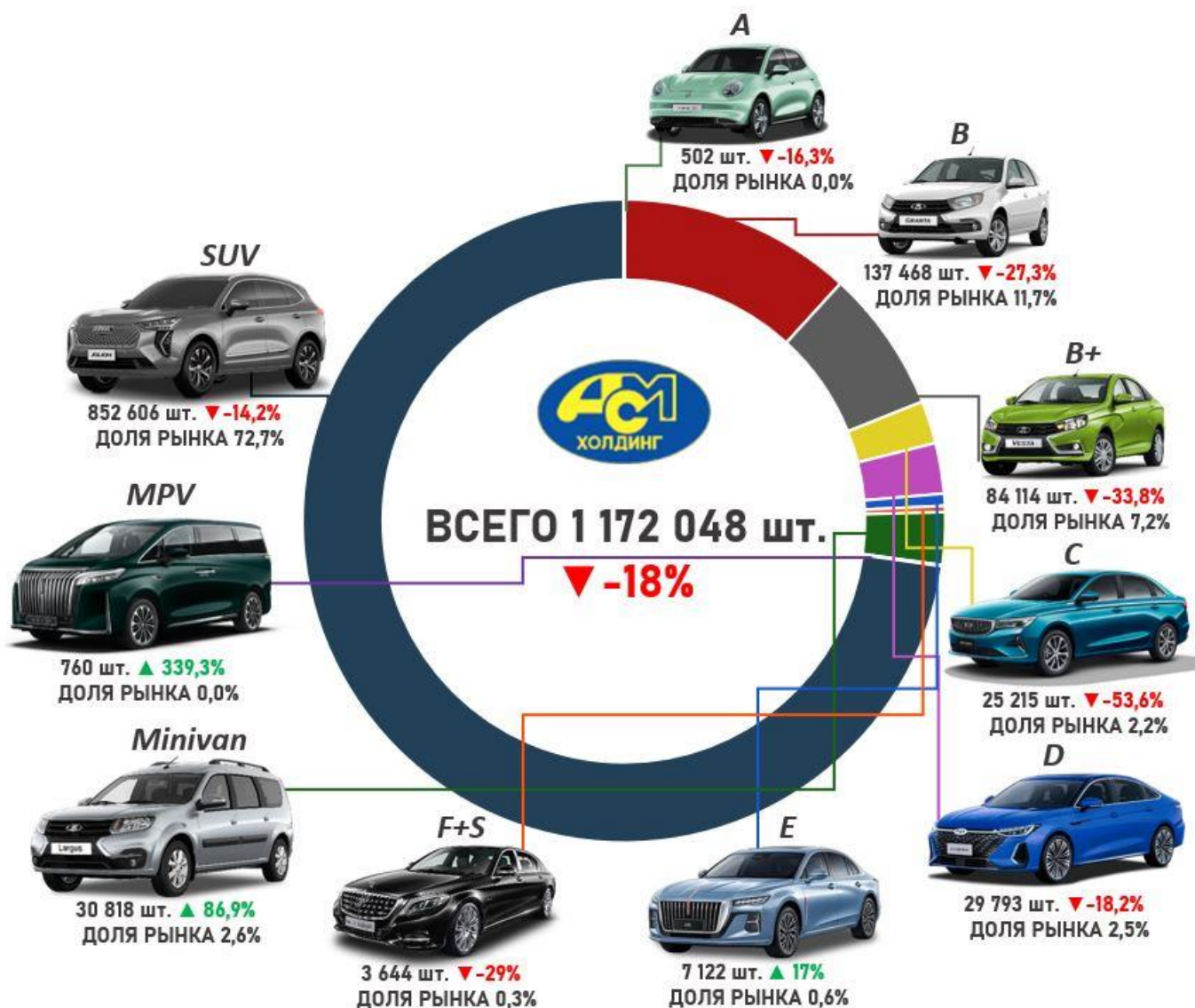


PASSENGER CARS

Sales of new passenger cars in Russia in November and 11 months 2025 by class

Class	November 2025	November 2024	11 months 2025	11 months 2024	Market share November 2025, %	Market share 11 months 2025, %	Change November 2025 vs 2024, %	Change 11 months 2025 vs 2024, %
A	27	69	502	600	0,0	0,0	-60,9	-16,3
B	14 497	16 191	137 468	189 162	11,5	11,7	-10,5	-27,3
B+	5 879	9 910	84 114	127 046	4,7	7,2	-40,7	-33,8
C	1 874	3 525	25 215	54 300	1,5	2,2	-46,8	-53,6
D	4 507	3 189	29 793	36 424	3,6	2,5	41,3	-18,2
E	1 230	559	7 122	6 089	1,0	0,6	120,0	17,0
F+S	568	372	3 644	5 129	0,5	0,3	52,7	-29,0
Minivan	2 390	5 495	30 818	16 486	1,9	2,6	-56,5	86,9
MPV	47	39	760	173	0,0	0,1	20,5	339,3
SUV	95 106	79 984	852 606	993 897	75,4	72,7	18,9	-14,2
Not identified	2	2	6	27	0,0	0,0	0,0	-77,8
TOTAL	126 127	119 335	1 172 048	1 429 333	100,0	100,0	5,7	-18,0

11 months 2025





PASSENGER CARS

Top 25 model ranking of new passenger car sales in Russia in November and 11 months 2025

Rank	Model	Brand	November 2025	November 2024	11 months 2025	11 months 2024	Change November 2025 vs 2024, %	Change 11 months 2025 vs 2024, %
1	GRANTA	LADA	13 021	16 092	134 535	187 912	-19,1	-28,4
2	VESTA	LADA	5 382	8 873	74 723	114 522	-39,3	-34,8
3	JOLION	HAVAL	6 256	5 599	59 465	79 528	11,7	-25,2
4	TIGGO 7 PRO MAX	CHERY	183	4 239	35 591	57 033	-95,7	-37,6
5	X50	BELGEE	3 457	2 016	34 010	29 545	71,5	15,1
6	MONJARO	GEELY	3 899	2 978	33 560	43 986	30,9	-23,7
7	NIVA LEGEND	LADA	3 122	4 018	31 375	43 430	-22,3	-27,8
8	M6	HAVAL	3 659	3 040	31 066	34 826	20,4	-10,8
9	NIVA TRAVEL	LADA	2 676	3 962	29 498	46 101	-32,5	-36,0
10	UNI-S	CHANGAN	2 308	1 999	27 821	4 290	15,5	548,5
11	LARGUS	LADA	1 659	4 993	25 215	9 914	-66,8	154,3
12	X70	BELGEE	3 578	1 151	23 120	3 072	210,9	652,6
13	F7	HAVAL	2 443	2 825	20 849	19 323	-13,5	7,9
14	C5	OMODA	813	2 212	20 381	36 398	-63,2	-44,0
15	TIGGO 4	CHERY	277	44	17 886	91	529,5	19 555,0
16	TIGGO 4 PRO	CHERY	117	4 679	17 884	48 181	-97,5	-62,9
17	ATLAS	GEELY	1 816	1 843	16 516	18 750	-1,5	-11,9
18	DASHING	JETOUR	612	1 373	15 503	14 418	-55,4	7,5
19	H3	HAVAL	1 526	1 434	14 333	8 116	6,4	76,6
20	HC	SOLARIS	3 031	352	13 993	859	761,1	1 529,0
21	CS35	CHANGAN	850	1 150	12 571	19 649	-26,1	-36,0
22	J7	JAECOO	897	1 364	11 880	17 414	-34,2	-31,8
23	MOSKVICH 3	MOSKVICH	1 145	2 381	11 697	17 103	-51,9	-31,6
24	DARGO	HAVAL	1 585	1 443	10 654	21 521	9,8	-50,5
25	T4	TENET	4 539	0	9 989	0		

11 months 2025

LADA VESTA
74 723 units **-34,8%**



LADA GRANTA
134 535 units **-28,4%**



HAVAL JOLION
59 465 units **-25,2%**





PASSENGER CARS

Sales of new electric cars (BEV) in Russia in November and 11 months 2025 by brand

Brand / electric cars	November 2025	November 2024	11 months 2025	11 months 2024	Change November 2025 vs 2024, %	Change 11 months 2025 vs 2024, %
ZEEKR	195	445	2 831	7 272	-56,2	-61,1
EVOLUTE	223	78	1 583	1 155	185,9	37,1
AMBERAVTO	404	11	1 071	137	3572,7	681,8
AVATR	109	38	833	666	186,8	25,1
MOSKVICH	16	84	822	1 358	-81,0	-39,5
BYD	152	35	701	511	334,3	37,2
XIAOMI	172	31	543	150	454,8	262,0
GEELY	52	1	397	20	5100,0	1885,0
ORA	5	72	371	414	-93,1	-10,4
TESLA	59	23	352	639	156,5	-44,9
VOLKSWAGEN	15	25	160	1 024	-40,0	-84,4
BMW	26	13	147	320	100,0	-54,1
MERCEDES	13	13	118	126	0,0	-6,3
VOYAH	6	21	112	310	-71,4	-63,9
HONGQI	18	9	110	149	100,0	-26,2
HONDA	19	8	97	356	137,5	-72,8
PORSCHE	13	8	91	79	62,5	15,2
AUDI	19	5	76	64	280,0	18,8
TOYOTA	12	11	71	136	9,1	-47,8
CHERY	12	1	69	25	1100,0	176,0
LEXUS	7	11	69	41	-36,4	68,3
LI XIANG	11	12	66	202	-8,3	-67,3
NIO	4	1	55	60	300,0	-8,3
HIPHI	1	9	45	117	-88,9	-61,5
LOTUS	4	4	44	198	0,0	-77,8
KIA	4	1	35	33	300,0	6,1
HUAWEI AITO	3	14	32	77	-78,6	-58,4
DENZA	4	0	30	20		50,0
ROLLS ROYCE	1	5	30	29	-80,0	3,4
HYUNDAI	6	1	28	29	500,0	-3,4
MG	3	1	28	36	200,0	-22,2
NISSAN	6	8	21	75	-25,0	-72,0
XIAOPENG	2	1	15	13	100,0	15,4
GAC	0	0	14	12		16,7
MINI	2	0	14	5		180,0
SKYWELL	0	6	14	130	-100,0	-89,2
YANGWANG	2	0	12	3		300,0
CHANGAN	1	1	11	42	0,0	-73,8
HOZON	3	1	11	14	200,0	-21,4
MAZDA	0	0	10	0		
SAIC-GM-WULING	0	13	9	89	-100,0	-89,9
BAOJUN	3	0	9	8		12,5



PASSENGER CARS

Brand / electric cars	November 2025	November 2024	11 months 2025	11 months 2024	Change November 2025 vs 2024, %	Change 11 months 2025 vs 2024, %
CADILLAC	1	0	8	10		-20,0
BAW	0	0	8	4		100,0
EXEED	1	5	7	8	-80,0	-12,5
BESTUNE	1	1	6	455	0,0	-98,7
LYNK AND CO	3	0	6	0		
DONGFENG	4	2	6	4	100,0	50,0
VOLVO	1	0	6	5		20,0
FORD	1	0	6	6		0,0
LEAPMOTOR	1	0	6	15		-60,0
LUXEED	0	0	5	0		
SMART	0	0	5	6		-16,7
KAIYI	0	0	4	0		
FORTHING	0	0	4	5		-20,0
ZHIJI	0	1	4	9	-100,0	-55,6
ROX	0	0	3	5		-40,0
BAIC	0	1	2	2	-100,0	0,0
ŠKODA	0	0	2	0		
JAC	0	0	2	0		
AEOLUS	2	0	2	0		
WULING	0	0	2	1		100,0
POLESTAR	2	1	2	2	100,0	0,0
STELATO	0	0	2	0		
LADA	0	0	1	3		-66,7
HAVAL	0	0	1	3		-66,7
JETOUR	0	0	1	1		0,0
JAECOO	0	0	1	0		
CHEVROLET	0	0	1	3		-66,7
GENESIS	0	0	1	2		-50,0
ACURA	0	0	1	0		
LUCID	0	0	1	1		0,0
KAMA	0	0	1	4		-75,0
ARCFOX	0	1	1	6	-100,0	-83,3
IM	0	0	1	0		
JIDU	0	0	1	0		
BELGEE	0	0	0	2		-100,0
OMODA	0	0	0	1		-100,0
TANK	0	0	0	1		-100,0
LIVAN	0	0	0	2		-100,0
WEY	0	0	0	1		-100,0
MITSUBISHI	0	1	0	6	-100,0	-100,0
PEUGEOT	0	0	0	1		-100,0
JAGUAR	0	0	0	6		-100,0
BUICK	0	1	0	1	-100,0	-100,0
FIAT	0	0	0	1		-100,0



PASSENGER CARS

Brand / electric cars	November 2025	November 2024	11 months 2025	11 months 2024	Change November 2025 vs 2024, %	Change 11 months 2025 vs 2024, %
MAXUS	0	1	0	1	-100,0	-100,0
ROEWE	0	0	0	1		-100,0
DACIA	0	0	0	1		-100,0
FISKER	0	0	0	1		-100,0
SOKON	0	0	0	1		-100,0
DAYUN	0	1	0	1	-100,0	-100,0
WELTMEISTER	0	0	0	4		-100,0
ENOVATE	0	0	0	1		-100,0
RIVIAN	0	0	0	3		-100,0
IM MOTORS	0	0	0	1		-100,0
TOTAL	1 624	1 037	11 267	16 741	56,6	-32,7
TOTAL Russian brands	643	173	3 478	2 657	271,7	30,9
TOTAL foreign brands	981	864	7 789	14 084	13,5	-44,7

11 months 2025

ZEEKR 001

1 496 units **-69,1%**

AMBERAVTO A5

1 071 units **681,8%**



EVOLUTE I-PRO

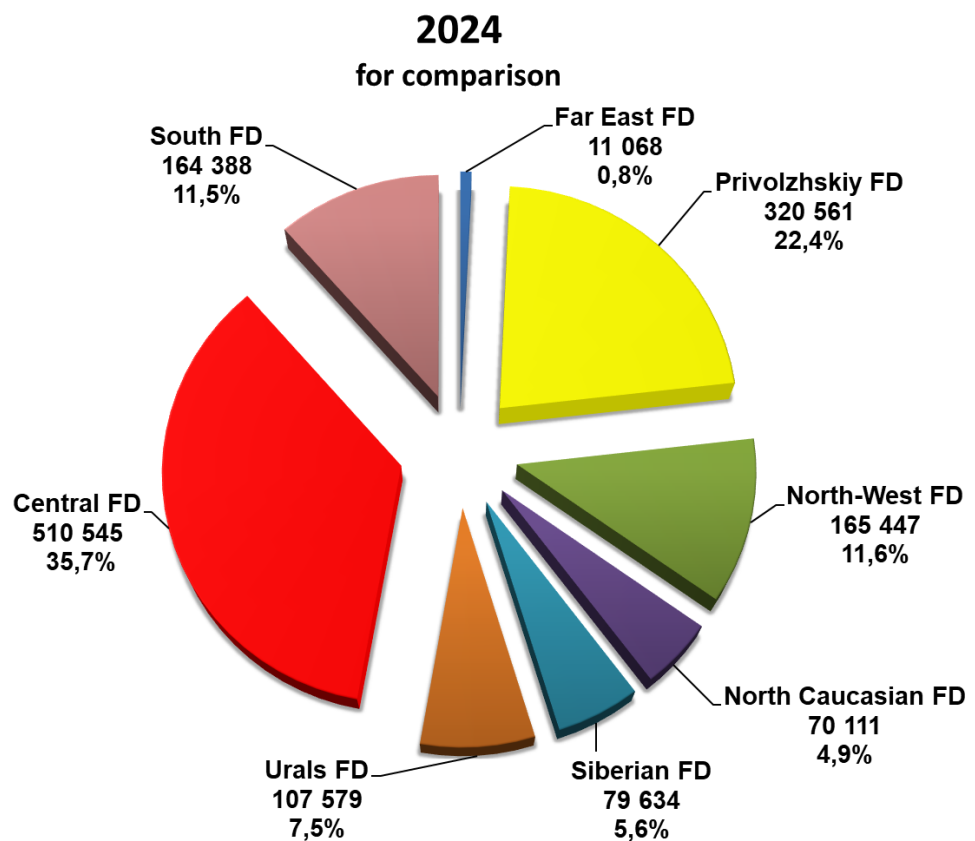
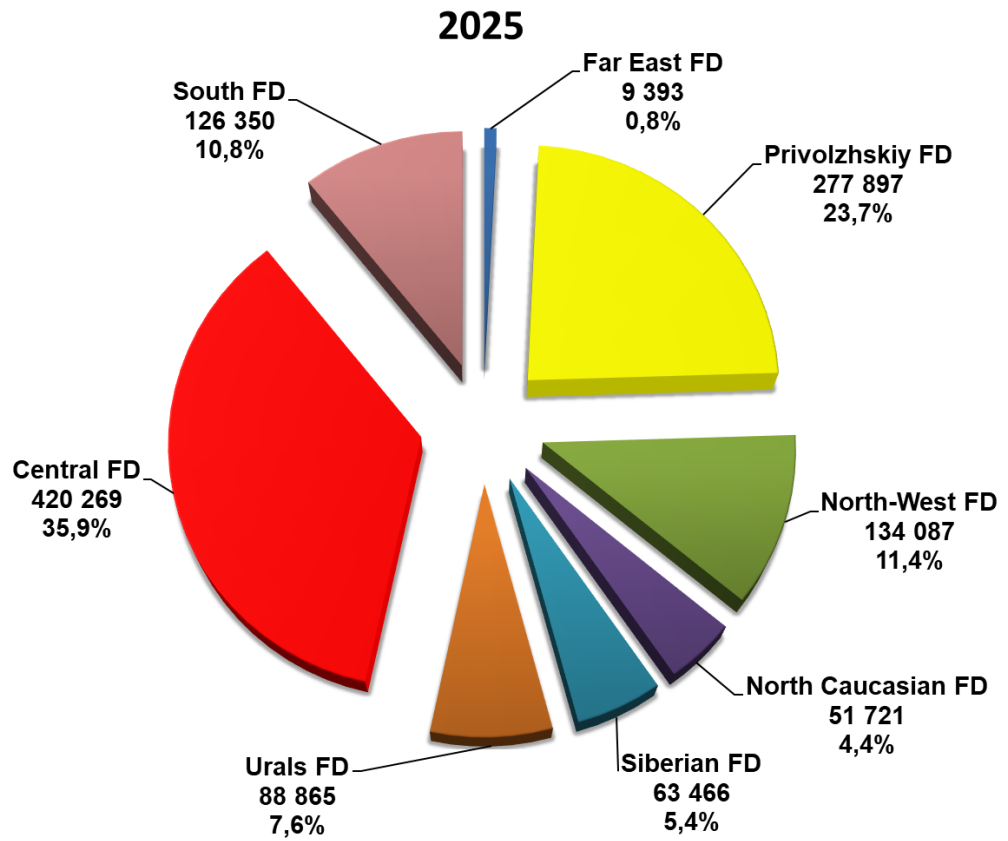
904 units **23%**





PASSENGER CARS

Structure of new car sales in Russia in 11 months 2025 by Federal District





LIGHT COMMERCIAL VEHICLES

Sales of new light commercial vehicles in Russia Including light trucks (N1 category) and minibuses (M2 category) in November and 11 months 2025 by brand (without pickups)

Brand	November 2025	November 2024	11 months 2025	11 months 2024	Change November 2025 vs 2024, %	Change 11 months 2025 vs 2024, %
GAZ	3 527	6 301	35 974	54 558	-44,0	-34,1
LADA	766	1 803	13 388	8 541	-57,5	56,7
UAZ	744	1 581	9 860	16 340	-52,9	-39,7
SOLLERS	653	883	6 705	9 332	-26,0	-28,2
MERCEDES	189	138	1 827	1 269	37,0	44,0
FOTON	122	46	1 611	654	165,2	146,3
KAMAZ	412	122	1 146	1 159	237,7	-1,1
DONGFENG	67	188	894	2 087	-64,4	-57,2
FORD	77	71	745	727	8,5	2,5
FIAT	33	33	397	255	0,0	55,7
PEUGEOT	20	26	260	348	-23,1	-25,3
CHANGAN	7	12	138	224	-41,7	-38,4
VOLKSWAGEN	14	37	132	351	-62,2	-62,4
LANDWIND JIANGLING - JMC	111	0	131	3		4 266,7
IVECO	18	34	129	289	-47,1	-55,4
RENAULT	8	22	129	173	-63,6	-25,4
CITROEN	8	16	105	155	-50,0	-32,3
AVIOR	16	0	78	1		7 700,0
HYUNDAI	6	6	47	70	0,0	-32,9
KIA	5	8	45	154	-37,5	-70,8
AVRORA	0	0	43	0		
TOYOTA	3	9	37	81	-66,7	-54,3
MAXUS	2	0	33	32		3,1
SUZUKI	0	3	33	132	-100,0	-75,0
SHANQI	3	13	29	30	-76,9	-3,3
KAMA	12	0	26	0		
FAW	2	0	25	10		150,0
NISSAN	5	1	24	10	400,0	140,0
MAZ	3	13	23	26	-76,9	-11,5
SHAANXI	0	0	21	0		
WULING	3	4	20	31	-25,0	-35,5
OPEL	1	1	17	21	0,0	-19,0
MAN	1	1	13	6	0,0	116,7
SOVA	3	0	12	0		
MITSUBISHI	0	2	10	5	-100,0	100,0
BAW	0	7	9	92	-100,0	-90,2
LINXYS	0	0	8	0		
JAC	0	3	7	84	-100,0	-91,7
EVM	3	0	6	10		-40,0
GMC	1	0	6	3		100,0
FORTHING	0	1	4	15	-100,0	-73,3



LIGHT COMMERCIAL VEHICLES

Brand	November 2025	November 2024	11 months 2025	11 months 2024	Change November 2025 vs 2024, %	Change 11 months 2025 vs 2024, %
SHINERAY	0	0	4	6		-33,3
DAIHATSU	1	0	3	4		-25,0
FARIZON	0	0	3	4		-25,0
BESTUNE	0	1	2	1	-100,0	100,0
GEELY	0	0	2	0		
JINBEI	0	0	2	3		-33,3
LOGEM	0	0	2	0		
DFSK	0	0	1	9		-88,9
HOWO	0	0	1	1		0,0
KAMAG	0	0	1	1		0,0
KANGAROO ELEKTRO	1	0	1	0		
NORMAX	0	0	1	1		0,0
QILING	0	0	1	0		
SRM	0	0	1	0		
BRILLIANCE	0	0	0	1		-100,0
CHERY	0	0	0	1		-100,0
CHUSHENG	0	0	0	1		-100,0
JENHOO	0	0	0	1		-100,0
RUIYASHENG	0	0	0	1		-100,0
SAIC-GM-WULING	0	1	0	1	-100,0	-100,0
SDAC	0	0	0	14		-100,0
TOTAL	6 847	11 387	74 172	97 328	-39,9	-23,8
TOTAL Russian brands	6 120	10 690	67 161	89 941	-42,8	-25,3
TOTAL foreign brands	727	697	7 011	7 387	4,3	-5,1



LIGHT COMMERCIAL VEHICLES

Top 25 model ranking of new LCV sales including light trucks (N1 category) and minibuses (M2 category) in Russia, in November and 11 months 2025 (without pickups)

Rank	Model	Brand	November 2025	November 2024	11 months 2025	11 months 2024	Change November 2025 vs 2024, %	Change 11 months 2025 vs 2024, %
1	GAZelle NEXT	GAZ	1 848	3 967	19 392	33 054	-53,4	-41,3
2	LARGUS FURGON	LADA	408	1 323	8 460	3 217	-69,2	163,0
3	3302 GAZelle	GAZ	389	760	5 485	7 215	-48,8	-24,0
4	ATLANT	SOLLERS	501	760	5 152	7 469	-34,1	-31,0
5	2349 WIS	LADA	329	425	4 504	4 845	-22,6	-7,0
6	3909	UAZ	311	787	4 173	7 260	-60,5	-42,5
7	2752 SOBOL	GAZ	283	557	3 577	5 457	-49,2	-34,5
8	PROFI	UAZ	216	440	2 781	4 507	-50,9	-38,3
9	GAZelle NN	GAZ	473	67	1 836	847	606,0	116,8
10	SOBOL NN	GAZ	145	386	1 769	2 102	-62,4	-15,8
11	V-CLASS	MERCEDES	169	104	1 596	1 009	62,5	58,2
12	2310 SOBOL	GAZ	103	203	1 556	1 717	-49,3	-9,4
13	TOANO	FOTON	105	46	1 552	652	128,3	138,0
14	ARGO	SOLLERS	74	123	1 151	1 863	-39,8	-38,2
15	KOMPAS 5 4X2	KAMAZ	412	122	1 146	1 159	237,7	-1,1
16	2206	UAZ	82	132	995	1 900	-37,9	-47,6
17	3221 GAZelle	GAZ	89	132	949	1 971	-32,6	-51,9
18	3741	UAZ	47	92	825	1 125	-48,9	-26,7
19	TRANSIT	FORD	74	71	701	706	4,2	-0,7
20	2217 SOBOL	GAZ	38	70	569	897	-45,7	-36,6
21	3962	UAZ	33	60	538	758	-45,0	-29,0
22	2705 GAZelle	GAZ	59	94	469	853	-37,2	-45,0
23	CAPTAIN T	DONGFENG	35	120	413	1 255	-70,8	-67,1
24	SF1	SOLLERS	78	0	402	0		
25	GAZelle CITY	GAZ	100	65	372	445	53,8	-16,4

11 months 2025

GAZelle NEXT

19 392 units **-41,3%**

LADA LARGUS FURGON

8 460 units **163%**

GAZ GAZelle 3302

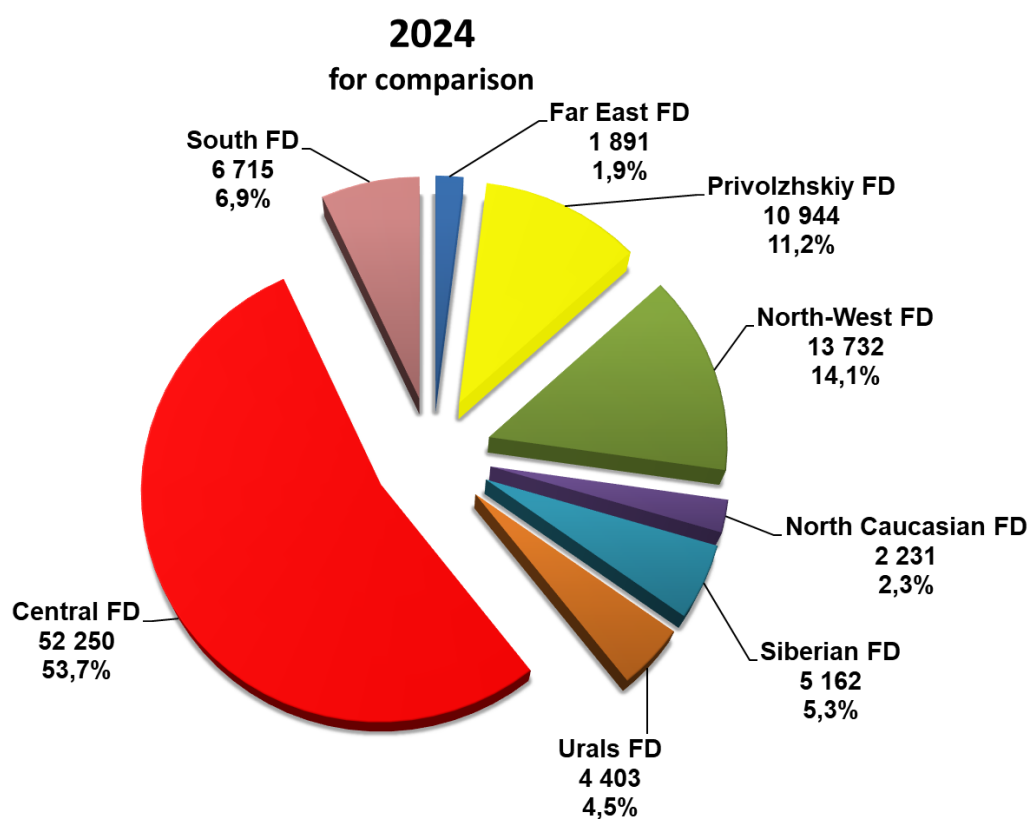
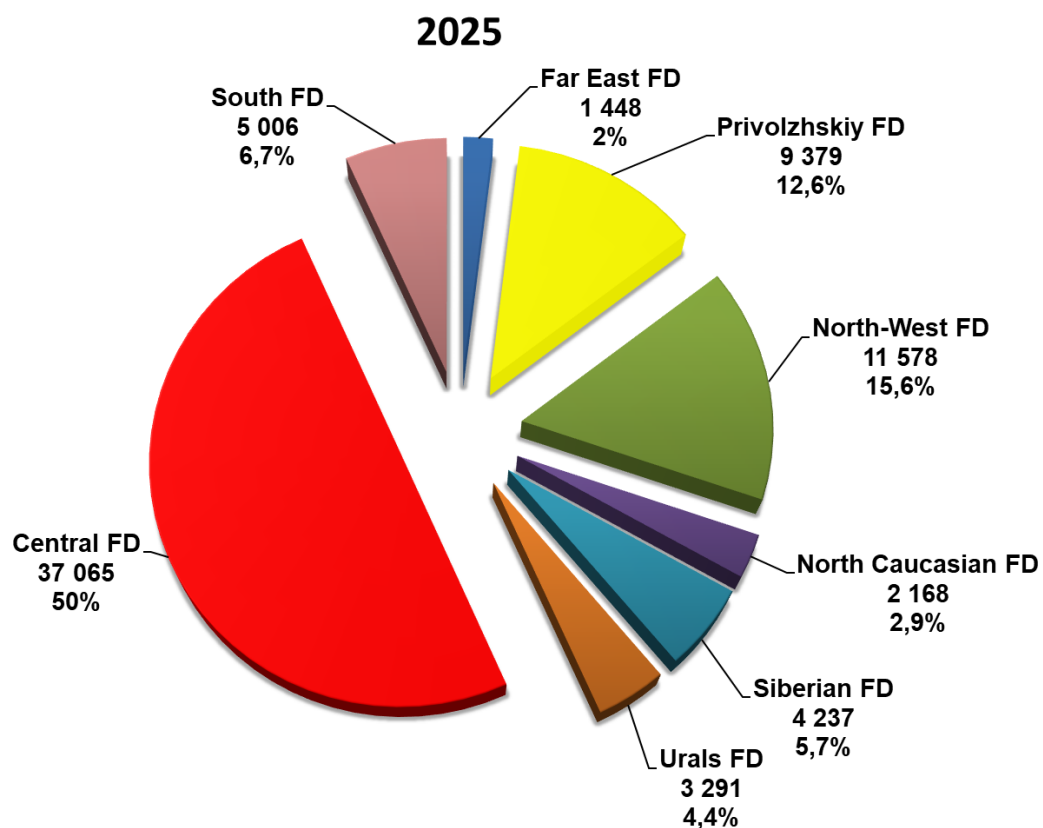
5 485 units **-24%**





LIGHT COMMERCIAL VEHICLES

Structure of new LCV sales including light trucks (N1 category) and minibuses (M2 category) in Russia in 11 months 2025 by Federal District

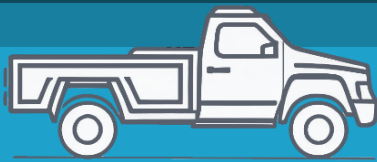




PICKUPS

Sales of new pickups in Russia in November and 11 months 2025 by brand

Brand	November 2025	November 2024	11 months 2025	11 months 2024	Change November 2025 vs 2024, %	Change 11 months 2025 vs 2024, %
JAC	371	649	4 548	5 301	-42,8	-14,2
GREAT WALL	317	539	3 247	6 426	-41,2	-49,5
SOLLERS	241	327	2 277	2 700	-26,3	-15,7
UAZ	187	330	2 202	3 675	-43,3	-40,1
CHANGAN	273	320	1 868	2 851	-14,7	-34,5
RAM	231	96	1 648	1 542	140,6	6,9
FOTON	104	60	1 481	647	73,3	128,9
FORD	58	60	521	400	-3,3	30,2
MITSUBISHI	60	69	502	1 055	-13,0	-52,4
TOYOTA	37	61	330	885	-39,3	-62,7
LANDWIND JIANGLING - JMC	32	7	290	98	357,1	195,9
DONGFENG	28	37	264	459	-24,3	-42,5
ISUZU	16	22	165	303	-27,3	-45,5
GMC	5	3	45	59	66,7	-23,7
TESLA	3	5	43	12	-40,0	258,3
NISSAN	6	1	28	16	500,0	75,0
HUANGHAI	5	0	27	7		285,7
CHEVROLET	2	1	12	20	100,0	-40,0
VOLKSWAGEN	4	1	12	24	300,0	-50,0
HYUNDAI	2	1	8	11	100,0	-27,3
MAXUS	0	0	8	9		-11,1
JEEP	3	1	7	20	200,0	-65,0
GEELY	0	0	6	28		-78,6
ZX-AUTO	0	0	2	0		
HOWO	0	0	1	0		
KIA	1	0	1	0		
QINGLING	0	0	1	0		
SUBARU	0	0	1	0		
KAICENE	0	0	0	2		-100,0
LADA	0	0	0	1		-100,0
OTING	0	0	0	1		-100,0
RIVIAN	0	1	0	2	-100,0	-100,0
VGW	0	0	0	2		-100,0
TOTAL	1 986	2 591	19 545	26 556	-23,4	-26,4
TOTAL Russian brands	428	657	4 479	6 376	-34,9	-29,8
TOTAL foreign brands	1 558	1 934	15 066	20 180	-19,4	-25,3



PICKUPS

Top 15 model ranking of new pickup sales in Russia in November and 11 months 2025

Rank	Model	Brand	November 2025	November 2024	11 months 2025	11 months 2024	Change November 2025 vs 2024, %	Change 11 months 2025 vs 2024, %
1	T9 HUNTER	JAC	319	476	3 113	2 376	-33,0	31,0
2	2363 PICKUP	UAZ	187	330	2 202	3 675	-43,3	-40,1
3	HUNTER PLUS	CHANGAN	272	318	1 862	2 832	-14,5	-34,3
4	POER	GREAT WALL	249	3	1 849	873	8 200,0	111,8
5	ST6	SOLLERS	115	327	1 736	2 700	-64,8	-35,7
6	RAM	PICKUP	231	96	1 648	1 542	140,6	6,9
7	POER KINGKONG	GREAT WALL	66	534	1 386	5 511	-87,6	-74,9
8	TUNLAND	FOTON	103	58	1 363	645	77,6	111,3
9	T8 PRO	JAC	47	137	1 080	2 318	-65,7	-53,4
10	L200	MITSUBISHI	59	69	500	1 054	-14,5	-52,6
11	ST8	SOLLERS	98	0	498	0		
12	RANGER	FORD	48	45	397	288	6,7	37,8
13	T8	JAC	4	24	336	193	-83,3	74,1
14	VIGUS	JMC	30	5	276	74	500,0	273,0
15	RICH	DONGFENG	28	37	259	457	-24,3	-43,3

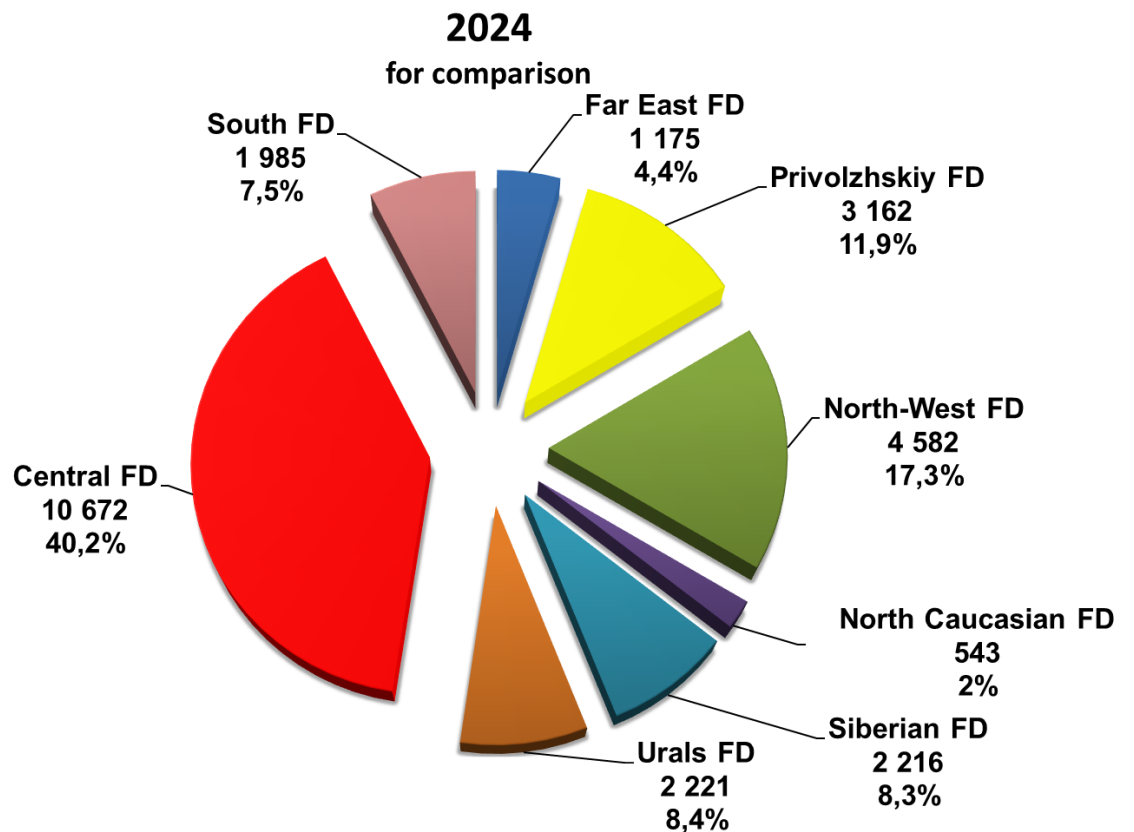
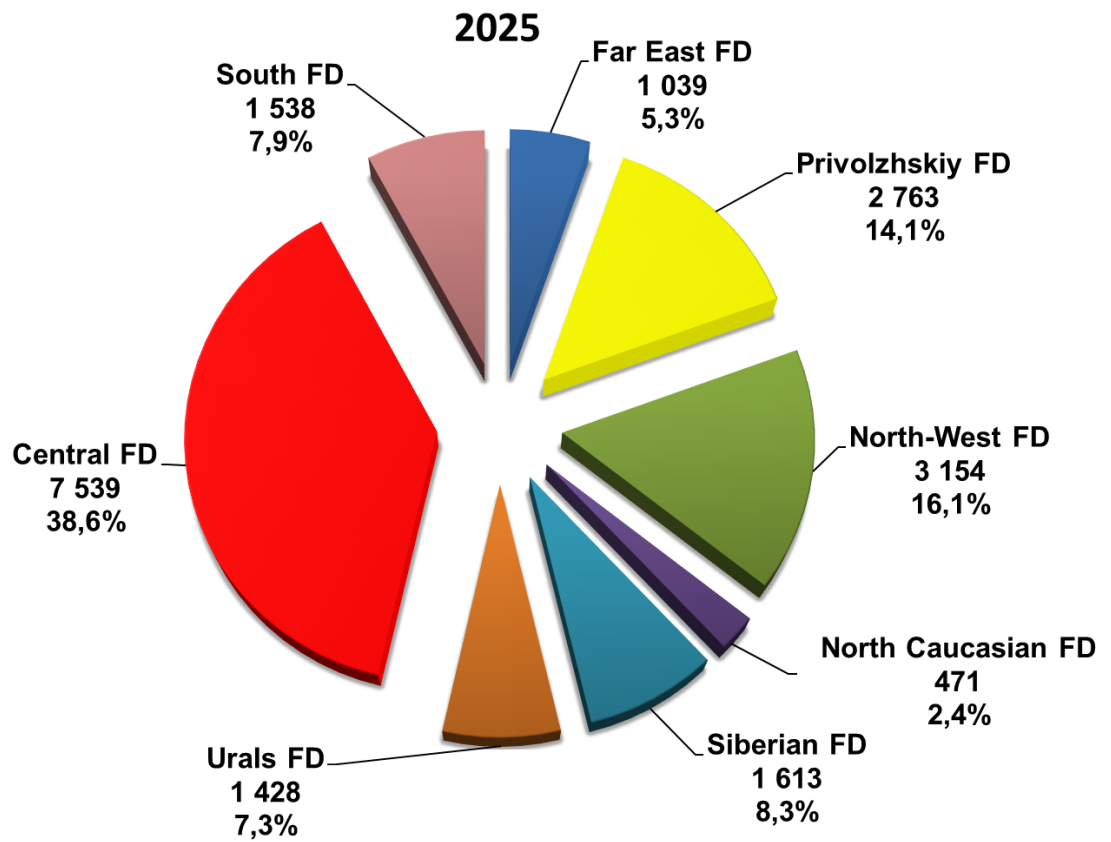
11 months 2025





PICKUPS

Structure of sales of new pickups in Russia in 11 months 2025 by Federal District



OUR CONTACTS



ASM Holding, OAO

21/5, Entrance 6, Kuznetsky Most Street, Moscow 107031

Contract Department, tel.: +7 495 626 0944

e-mail: inf@asm-holding.ru

Head of Market Research Centre – **VASILY SEIN**

e-mail: vasein@asm-holding.ru

Telegram: [@marketASM](https://www.instagram.com/@marketASM)

Project Manager – **ALEXANDER STERLIKOV**

Mobile: +7 905 747 2431

e-mail: sterlikov@asm-holding.ru

Website: www.asm-holding.ru

Telegram: [@ASMHOLDING](https://www.instagram.com/@ASMHOLDING)

Vkontakte: [oaoasmholding](https://vk.com/oaoasmholding)



Association of Russian Automakers (OAR)

8, Novovladykinsky Proezd, bldg. 5, POB 81, Moscow 127106

Tel.: +7 495 739 7095

e-mail: info_oar@mail.ru

Adviser for International Cooperation – **YURI KRAVTSOV**

e-mail: kravtsov_oar@mail.ru

Website: www.oar-info.ru