



12 NOVEMBER 2025

AUTOMOBILE MARKET OF RUSSIA IN OCTOBER AND JANUARY-OCTOBER 2025 NEW PASSENGER CARS, LIGHT COMMERCIAL VEHICLES AND PICKUPS

In October 2025, sales of new passenger cars, light commercial vehicles and pickups in Russia fell by 5.1% year-on-year to 174 699 vehicles. The total sales in the first ten months of 2025 were 1 130 805 units, down 20.4% year-on-year.*

Sales results by type of motor vehicles:

- Passenger cars – 163 522 units in October 2025, down 2.8% YOY; 1 045 921 units in January-October 2025, down 20.2% YOY. Among them electric vehicles (BEVs) – 1 618 units in October 2025, up 16.7% YOY; 9 643 units in January-October 2025, down 38.6% YOY.
- Light commercial vehicles including light trucks (N1 category, without pickups) and minibuses (M2 category) – 8 838 units in October 2025, down 28.9% YOY; 67 325 units in January-October 2025, down 21.7% YOY.
- Pickups – 2 339 units in October 2025, down 32.8% YOY; 17 559 units in January-October 2025, down 26.7% YOY.

*(without sales to military, law enforcement and diplomatic agencies in the RF)

COMMENT:

Vasily Sein, Head of the Market Research Centre at ASM Holding, commented:

According to the ASM Holding's data, sales of new passenger cars in October 2025 were 163 522 units and fell by 2.8% as compared to October 2024. The car sales in January-October 2025 were 1 045 921 units, down 20.2% year-over-year. The sales results in October showed a record growth, by 35% over September 2025, caused by implementation of higher scrappage rates from 1st December. The sales of foreign-branded cars in the first ten months of 2025 fell by 22% YOY to 703 129 units, while sales of Russian brands were down 16% to 342 792 cars. The top-3 best-selling car brands in January-October 2025 include LADA with 271 379 vehicles sold (down 25%), followed by HAVAL with 135 985 units (down 16%) and CHERY with 94 565 units (down 30%). Sales of battery electric vehicles (BEVs) in January-October 2025 fell by 39% YOY to 9 643 units, while BEV sales in October 2025 (1 618 units) were 17% more than those in October 2024 and up 28% from September 2025. The top-3 best-selling BEVs include two Russian brands – EVOLUTE and MOSKVICH.

In the segment of LCVs, the sales in October 2025 were up 21% from September 2025 (7 327 units) and down 29% from October 2024. Totally, in the first ten months of this year, LCV sales were 67 325 units, down 22% YOY. Sales of foreign-branded LCVs declined slightly (down 6% to 6 285 units), while sales of domestic brands fell by 23% to 61 040 units. The best sales results in January-October 2025 were shown by Russian brands: GAZ – 32 447 units (down 33%), LADA – 12 622 units (growth by 1.9 times), and UAZ – 9 116 units (down 38%). The share of GAZ brand was 48% of the new LCV market. The best-selling LCV model in January-October 2025 is GAZelle NEXT (17 544 units sold, down 40%).

Sales of pickups in October 2025 have shown a fall by 33% vs. October 2024, while the sales in January-October 2025 fell by 27% year-on-year to 17 559 units. Sales of Russian-branded pickups were 4 051 units (down 29%), while sales of foreign brands fell by 26% to 13 508 units. The top-3 best-selling pickup brands include JAC – 4 177 units (down 10%), GREAT WALL – 2 930 units (down 50%), and SOLLERS – 2 036 units (down 14%). The share of foreign brands is 77% of the pickup market. The best-selling pickup model is JAC T9 HUNTER – 2 794 units (up 47%).

OUR CONTACTS:

ASM Holding, OAO

21/5, Kuznetsky Most St., 107031, Moscow, Russia

Tel: +7 (495) 626-09-44

e-mail: inf@asm-holding.ru

Association of Russian Automakers (OAR)

8, Novovladykinsky Proezd, bldg 5, POB 81, 127106, Moscow, Russia

Tel: +7 (495) 739 70 95

e-mail: info_oar@mail.ru



Developed by specialists of
AVTOSTAT-INFO



PASSENGER CARS

Sales of new passenger cars in Russia in October and 10 months 2025 by brand

| Brand | October 2025 | October 2024 | 10 months 2025 | 10 months 2024 | Change October 2025 vs 2024, % | Change 10 months 2025 vs 2024, % |
|------------|--------------|--------------|----------------|----------------|--------------------------------|----------------------------------|
| LADA | 33 281 | 45 025 | 271 379 | 364 115 | -26,1 | -25,5 |
| HAVAL | 26 135 | 23 885 | 135 985 | 161 153 | 9,4 | -15,6 |
| CHERY | 6 560 | 15 168 | 94 565 | 134 348 | -56,8 | -29,6 |
| GEELY | 14 222 | 17 202 | 76 597 | 130 748 | -17,3 | -41,4 |
| CHANGAN | 6 089 | 10 482 | 55 382 | 91 930 | -41,9 | -39,8 |
| BELGEE | 10 784 | 4 352 | 51 303 | 29 450 | 147,8 | 74,2 |
| JETOUR | 3 136 | 4 027 | 30 855 | 29 784 | -22,1 | 3,6 |
| SOLARIS | 5 805 | 2 145 | 27 324 | 11 990 | 170,6 | 127,9 |
| OMODA | 3 423 | 4 197 | 25 697 | 44 037 | -18,4 | -41,6 |
| TOYOTA | 4 114 | 3 423 | 21 090 | 16 242 | 20,2 | 29,8 |
| EXEED | 2 862 | 3 428 | 17 328 | 36 955 | -16,5 | -53,1 |
| JAECOO | 2 062 | 2 991 | 16 036 | 22 173 | -31,1 | -27,7 |
| GAC | 1 843 | 2 228 | 14 991 | 14 257 | -17,3 | 5,1 |
| TANK | 2 295 | 2 777 | 14 751 | 24 332 | -17,4 | -39,4 |
| MOSKVICH | 1 631 | 2 840 | 12 814 | 17 615 | -42,6 | -27,3 |
| BMW | 2 338 | 1 616 | 12 072 | 10 031 | 44,7 | 20,3 |
| TENET | 8 636 | 0 | 11 353 | 0 | | |
| XCITE | 1 687 | 1 061 | 11 105 | 4 132 | 59,0 | 168,8 |
| LI XIANG | 1 433 | 2 393 | 9 725 | 19 394 | -40,1 | -49,9 |
| KIA | 1 742 | 2 463 | 8 033 | 15 273 | -29,3 | -47,4 |
| HYUNDAI | 1 810 | 1 899 | 7 613 | 13 722 | -4,7 | -44,5 |
| HONGQI | 1 694 | 860 | 7 515 | 5 582 | 97,0 | 34,6 |
| MERCEDES | 1 256 | 867 | 6 815 | 5 777 | 44,9 | 18,0 |
| VOYAH | 1 576 | 548 | 6 683 | 7 742 | 187,6 | -13,7 |
| KAIYI | 396 | 1 037 | 6 458 | 6 727 | -61,8 | -4,0 |
| BAIC | 730 | 590 | 5 467 | 8 690 | 23,7 | -37,1 |
| UAZ | 708 | 979 | 5 089 | 7 872 | -27,7 | -35,4 |
| VOLKSWAGEN | 1 136 | 423 | 5 021 | 4 150 | 168,6 | 21,0 |
| KNEWSTAR | 573 | 473 | 4 979 | 473 | 21,1 | 952,6 |
| SKODA | 1 061 | 400 | 4 613 | 2 901 | 165,2 | 59,0 |
| MAZDA | 1 075 | 441 | 4 536 | 4 063 | 143,8 | 11,6 |
| SWM | 119 | 88 | 4 149 | 1 243 | 35,2 | 233,8 |
| JAC | 451 | 789 | 3 502 | 6 104 | -42,8 | -42,6 |
| LEXUS | 800 | 539 | 3 502 | 4 302 | 48,4 | -18,6 |
| SOUEAST | 559 | 12 | 3 462 | 91 | 4 558,3 | 3 704,4 |
| LIVAN | 714 | 420 | 3 032 | 3 293 | 70,0 | -7,9 |
| AUDI | 772 | 387 | 2 808 | 2 660 | 99,5 | 5,6 |
| BESTUNE | 688 | 280 | 2 743 | 4 568 | 145,7 | -40,0 |
| ZEEKR | 292 | 622 | 2 636 | 6 827 | -53,1 | -61,4 |
| TRUMPCHI | 675 | 350 | 2 460 | 1 816 | 92,9 | 35,5 |
| EVOLUTE | 484 | 89 | 2 386 | 1 216 | 443,8 | 96,2 |
| LAND ROVER | 337 | 303 | 2 251 | 1 884 | 11,2 | 19,5 |



PASSENGER CARS

| Brand | October 2025 | October 2024 | 10 months 2025 | 10 months 2024 | Change October 2025 vs 2024, % | Change 10 months 2025 vs 2024, % |
|-------------|--------------|--------------|----------------|----------------|--------------------------------|----------------------------------|
| HONDA | 454 | 299 | 2 218 | 2 307 | 51,8 | -3,9 |
| KGM | 848 | 10 | 2 197 | 64 | 8 380,0 | 3 332,8 |
| HUAWEI AITO | 422 | 459 | 1 983 | 1 655 | -8,1 | 19,8 |
| PORSCHE | 268 | 240 | 1 822 | 1 796 | 11,7 | 1,4 |
| WEY | 230 | 168 | 1 816 | 610 | 36,9 | 197,7 |
| BYD | 297 | 109 | 1 676 | 830 | 172,5 | 101,9 |
| JETTA | 81 | 351 | 1 545 | 3 454 | -76,9 | -55,3 |
| DONGFENG | 123 | 107 | 1 536 | 568 | 15,0 | 170,4 |
| NISSAN | 148 | 118 | 1 020 | 998 | 25,4 | 2,2 |
| AVATR | 141 | 51 | 977 | 628 | 176,5 | 55,6 |
| SUBARU | 172 | 145 | 797 | 1 511 | 18,6 | -47,3 |
| AEOLUS | 76 | 168 | 773 | 981 | -54,8 | -21,2 |
| LYNK AND CO | 341 | 19 | 773 | 321 | 1 694,7 | 140,8 |
| SUZUKI | 116 | 72 | 674 | 664 | 61,1 | 1,5 |
| AMBERAVTO | 358 | 31 | 667 | 126 | 1 054,8 | 429,4 |
| DENZA | 76 | 6 | 574 | 59 | 1 166,7 | 872,9 |
| VOLVO | 139 | 41 | 569 | 311 | 239,0 | 83,0 |
| MITSUBISHI | 117 | 323 | 550 | 3 004 | -63,8 | -81,7 |
| AVRORA | 75 | 5 | 532 | 5 | 1 400,0 | 10 540,0 |
| DFSK | 23 | 81 | 483 | 261 | -71,6 | 85,1 |
| CHEVROLET | 56 | 273 | 435 | 2 391 | -79,5 | -81,8 |
| JEEP | 76 | 72 | 428 | 576 | 5,6 | -25,7 |
| XIAOMI | 106 | 37 | 371 | 119 | 186,5 | 211,8 |
| ORA | 24 | 74 | 366 | 342 | -67,6 | 7,0 |
| ROX | 68 | 20 | 343 | 385 | 240,0 | -10,9 |
| OTING | 73 | 118 | 341 | 570 | -38,1 | -40,2 |
| CADILLAC | 45 | 45 | 330 | 414 | 0,0 | -20,3 |
| TESLA | 41 | 25 | 293 | 616 | 64,0 | -52,4 |
| GENESIS | 58 | 47 | 292 | 269 | 23,4 | 8,6 |
| PEUGEOT | 48 | 32 | 285 | 189 | 50,0 | 50,8 |
| MG | 15 | 60 | 242 | 405 | -75,0 | -40,2 |
| FORD | 49 | 46 | 223 | 345 | 6,5 | -35,4 |
| VGV | 18 | 60 | 219 | 115 | -70,0 | 90,4 |
| INFINITI | 37 | 21 | 204 | 145 | 76,2 | 40,7 |
| MINI | 38 | 19 | 204 | 133 | 100,0 | 53,4 |
| ROLLS ROYCE | 26 | 8 | 191 | 107 | 225,0 | 78,5 |
| OSHAN | 38 | 4 | 179 | 41 | 850,0 | 336,6 |
| BENTLEY | 13 | 17 | 169 | 145 | -23,5 | 16,6 |
| CITROEN | 34 | 24 | 166 | 213 | 41,7 | -22,1 |
| AURUS | 2 | 8 | 141 | 104 | -75,0 | 35,6 |
| FORTHING | 7 | 81 | 135 | 415 | -91,4 | -67,5 |
| LAMBORGHINI | 13 | 15 | 125 | 126 | -13,3 | -0,8 |
| SSANGYONG | 0 | 0 | 79 | 0 | | |
| BAW | 11 | 6 | 69 | 27 | 83,3 | 155,6 |



PASSENGER CARS

| Brand | October 2025 | October 2024 | 10 months 2025 | 10 months 2024 | Change October 2025 vs 2024, % | Change 10 months 2025 vs 2024, % |
|----------------|--------------|--------------|----------------|----------------|--------------------------------|----------------------------------|
| FERRARI | 5 | 3 | 65 | 37 | 66,7 | 75,7 |
| GMC | 15 | 19 | 63 | 133 | -21,1 | -52,6 |
| HAIMA | 7 | 7 | 56 | 51 | 0,0 | 9,8 |
| NIO | 11 | 4 | 51 | 59 | 175,0 | -13,6 |
| VENUCIA | 11 | 7 | 46 | 26 | 57,1 | 76,9 |
| HIPHI | 5 | 9 | 44 | 108 | -44,4 | -59,3 |
| LOTUS | 6 | 5 | 43 | 196 | 20,0 | -78,1 |
| YANGWANG | 3 | 12 | 37 | 147 | -75,0 | -74,8 |
| JAGUAR | 7 | 3 | 33 | 54 | 133,3 | -38,9 |
| ACURA | 11 | 2 | 30 | 42 | 450,0 | -28,6 |
| LINCOLN | 5 | 5 | 30 | 52 | 0,0 | -42,3 |
| DAIHATSU | 3 | 13 | 27 | 85 | -76,9 | -68,2 |
| SKYWELL | 5 | 29 | 24 | 194 | -82,8 | -87,6 |
| DODGE | 5 | 10 | 22 | 117 | -50,0 | -81,2 |
| ASTON MARTIN | 3 | 0 | 21 | 8 | | 162,5 |
| BUICK | 5 | 12 | 21 | 77 | -58,3 | -72,7 |
| ALFA ROMEO | 0 | 6 | 20 | 42 | -100,0 | -52,4 |
| FIAT | 6 | 2 | 14 | 6 | 200,0 | 133,3 |
| LEAPMOTOR | 4 | 0 | 14 | 28 | | -50,0 |
| RENAULT | 3 | 12 | 13 | 210 | -75,0 | -93,8 |
| LUXEED | 0 | 0 | 12 | 0 | | |
| HOZON | 0 | 1 | 10 | 19 | -100,0 | -47,4 |
| ALPINA | 2 | 4 | 9 | 11 | -50,0 | -18,2 |
| SAIC-GM-WULING | 0 | 10 | 9 | 78 | -100,0 | -88,5 |
| XIAOPENG | 0 | 1 | 8 | 12 | -100,0 | -33,3 |
| ZOTYE | 0 | 0 | 8 | 4 | | 100,0 |
| MASERATI | 2 | 6 | 7 | 32 | -66,7 | -78,1 |
| WULING | 2 | 0 | 7 | 8 | | -12,5 |
| BAOJUN | 0 | 1 | 6 | 8 | -100,0 | -25,0 |
| MCLAREN | 1 | 0 | 6 | 5 | | 20,0 |
| SAMSUNG | 1 | 2 | 6 | 5 | -50,0 | 20,0 |
| MAXUS | 0 | 1 | 5 | 4 | -100,0 | 25,0 |
| SMART | 0 | 0 | 5 | 6 | | -16,7 |
| XPENG | 5 | 0 | 5 | 0 | | |
| ZHIJI | 2 | 0 | 4 | 8 | | -50,0 |
| DACIA | 0 | 0 | 3 | 21 | | -85,7 |
| INEOS | 0 | 0 | 3 | 1 | | 200,0 |
| IRAN KHODRO | 1 | 1 | 3 | 11 | 0,0 | -72,7 |
| ISUZU | 0 | 0 | 2 | 5 | | -60,0 |
| OPEL | 1 | 0 | 2 | 1 | | 100,0 |
| STELATO | 0 | 0 | 2 | 0 | | |
| ARCFOX | 0 | 0 | 1 | 5 | | -80,0 |
| CHENGLIWEI | 0 | 0 | 1 | 0 | | |
| CHRYSLER | 0 | 1 | 1 | 3 | -100,0 | -66,7 |



PASSENGER CARS

| Brand | October 2025 | October 2024 | 10 months 2025 | 10 months 2024 | Change October 2025 vs 2024, % | Change 10 months 2025 vs 2024, % |
|-----------------------------|----------------|----------------|------------------|------------------|--------------------------------|----------------------------------|
| GAZ | 0 | 0 | 1 | 24 | | -95,8 |
| IM MOTORS | 0 | 0 | 1 | 1 | | 0,0 |
| JIDU | 0 | 0 | 1 | 0 | | |
| KAMA | 0 | 0 | 1 | 4 | | -75,0 |
| LUCID | 0 | 0 | 1 | 1 | | 0,0 |
| COWIN | 0 | 0 | 0 | 1 | | -100,0 |
| CUPRA | 0 | 0 | 0 | 3 | | -100,0 |
| DAEWOO | 0 | 0 | 0 | 5 | | -100,0 |
| DAYUN | 0 | 0 | 0 | 1 | | -100,0 |
| ENOVATE | 0 | 0 | 0 | 1 | | -100,0 |
| FAW | 0 | 0 | 0 | 6 | | -100,0 |
| FISKER | 0 | 1 | 0 | 1 | -100,0 | -100,0 |
| POLESTAR | 0 | 0 | 0 | 1 | | -100,0 |
| RIVIAN | 0 | 0 | 0 | 3 | | -100,0 |
| ROEWE | 0 | 1 | 0 | 11 | -100,0 | -100,0 |
| SEAT | 0 | 0 | 0 | 1 | | -100,0 |
| SEHOL | 0 | 0 | 0 | 1 | | -100,0 |
| SOKON | 0 | 0 | 0 | 3 | | -100,0 |
| WELTMEISTER | 0 | 0 | 0 | 4 | | -100,0 |
| TOTAL | 163 522 | 168 204 | 1 045 921 | 1 309 998 | -2,8 | -20,2 |
| TOTAL Russian brands | 52 667 | 52 183 | 342 792 | 407 203 | 0,9 | -15,8 |
| TOTAL foreign brands | 110 855 | 116 021 | 703 129 | 902 795 | -4,5 | -22,1 |

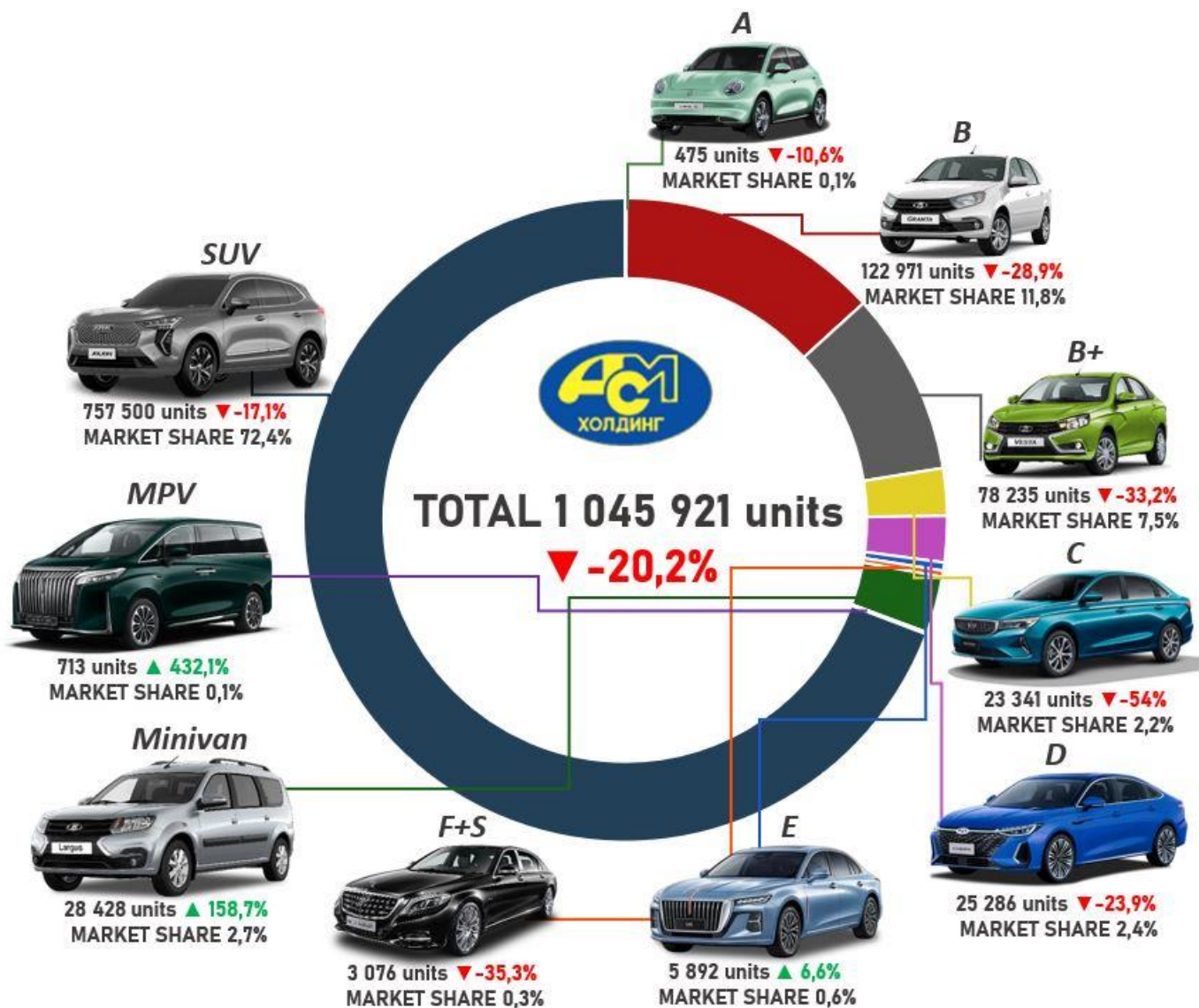


PASSENGER CARS

Sales of new passenger cars in Russia in October and 10 months 2025 by class

| Class | October 2025 | October 2024 | 10 months 2025 | 10 months 2024 | Market share October 2025, % | Market share 10 months 2025, % | Change October 2025 vs 2024, % | Change 10 months 2025 vs 2024, % |
|----------------|----------------|----------------|------------------|------------------|------------------------------|--------------------------------|--------------------------------|----------------------------------|
| A | 41 | 74 | 475 | 531 | 0,0 | 0,1 | -44,6 | -10,6 |
| B | 15 951 | 21 496 | 122 971 | 172 971 | 9,8 | 11,8 | -25,8 | -28,9 |
| B+ | 8 229 | 13 446 | 78 235 | 117 136 | 5,0 | 7,5 | -38,8 | -33,2 |
| C | 3 082 | 5 783 | 23 341 | 50 775 | 1,9 | 2,2 | -46,7 | -54,0 |
| D | 4 854 | 4 542 | 25 286 | 33 235 | 3,0 | 2,4 | 6,9 | -23,9 |
| E | 1 310 | 756 | 5 892 | 5 530 | 0,8 | 0,6 | 73,3 | 6,6 |
| F+S | 464 | 551 | 3 076 | 4 757 | 0,3 | 0,3 | -15,8 | -35,3 |
| Minivan | 3 599 | 3 066 | 28 428 | 10 991 | 2,2 | 2,7 | 17,4 | 158,7 |
| MPV | 62 | 29 | 713 | 134 | 0,0 | 0,1 | 113,8 | 432,1 |
| SUV | 125 928 | 118 461 | 757 500 | 913 913 | 77,0 | 72,4 | 6,3 | -17,1 |
| Not identified | 2 | 0 | 4 | 25 | 0,0 | 0,0 | 0,0 | -84,0 |
| TOTAL | 163 522 | 168 204 | 1 045 921 | 1 309 998 | 100,0 | 100,0 | -2,8 | -20,2 |

10 months 2025





PASSENGER CARS

Top 25 model ranking of new passenger car sales in Russia in October and 10 months 2025

| Rank | Model | Brand | October 2025 | October 2024 | 10 months 2025 | 10 months 2024 | Change October 2025 vs 2024, % | Change 10 months 2025 vs 2024, % |
|------|-----------------|----------|--------------|--------------|----------------|----------------|--------------------------------|----------------------------------|
| 1 | GRANTA | LADA | 15 219 | 21 358 | 121 514 | 171 820 | -28,7 | -29,3 |
| 2 | VESTA | LADA | 7 445 | 11 369 | 69 341 | 105 649 | -34,5 | -34,4 |
| 3 | JOLION | HAVAL | 9 231 | 11 419 | 53 209 | 73 929 | -19,2 | -28,0 |
| 4 | TIGGO 7 PRO MAX | CHERY | 2 251 | 6 621 | 35 408 | 52 794 | -66,0 | -32,9 |
| 5 | X50 | BELGEE | 4 211 | 3 225 | 30 553 | 27 529 | 30,6 | 11,0 |
| 6 | MONJARO | GEELY | 6 250 | 4 954 | 29 661 | 41 008 | 26,2 | -27,7 |
| 7 | NIVA LEGEND | LADA | 3 826 | 4 947 | 28 253 | 39 412 | -22,7 | -28,3 |
| 8 | M6 | HAVAL | 6 204 | 3 665 | 27 407 | 31 786 | 69,3 | -13,8 |
| 9 | NIVA TRAVEL | LADA | 3 190 | 5 016 | 26 822 | 42 139 | -36,4 | -36,3 |
| 10 | UNI-S | CHANGAN | 2 920 | 2 291 | 25 513 | 2 291 | 27,5 | 1 013,6 |
| 11 | LARGUS | LADA | 2 789 | 2 332 | 23 556 | 4 921 | 19,6 | 378,7 |
| 12 | C5 | OMODA | 2 425 | 3 393 | 19 568 | 34 186 | -28,5 | -42,8 |
| 13 | X70 | BELGEE | 5 402 | 1 127 | 19 542 | 1 921 | 379,3 | 917,3 |
| 14 | F7 | HAVAL | 3 421 | 3 065 | 18 406 | 16 498 | 11,6 | 11,6 |
| 15 | TIGGO 4 PRO | CHERY | 343 | 5 334 | 17 767 | 43 502 | -93,6 | -59,2 |
| 16 | TIGGO 4 | CHERY | 800 | 6 | 17 609 | 47 | 13 233,3 | 37 366,0 |
| 17 | DASHING | JETOUR | 649 | 1 733 | 14 891 | 13 045 | -62,6 | 14,2 |
| 18 | ATLAS | GEELY | 2 798 | 3 070 | 14 700 | 16 907 | -8,9 | -13,1 |
| 19 | H3 | HAVAL | 2 126 | 2 050 | 12 807 | 6 682 | 3,7 | 91,7 |
| 20 | CS35 | CHANGAN | 1 230 | 2 136 | 11 721 | 18 499 | -42,4 | -36,6 |
| 21 | J7 | JAECOO | 1 238 | 1 927 | 10 983 | 16 050 | -35,8 | -31,6 |
| 22 | HC | SOLARIS | 3 040 | 74 | 10 962 | 507 | 4 008,1 | 2 062,1 |
| 23 | MOSKVICH 3 | MOSKVICH | 1 380 | 2 439 | 10 552 | 14 722 | -43,4 | -28,3 |
| 24 | X CROSS 7 | XCITE | 1 201 | 1 061 | 9 218 | 4 132 | 13,2 | 123,1 |
| 25 | TIGGO 8 PRO MAX | CHERY | 815 | 1 535 | 9 111 | 13 348 | -46,9 | -31,7 |

10 months 2025

LADA VESTA
69 341 units **-34,4%**



LADA GRANTA
121 514 units **-29,3%**



HAVAL JOLION
53 209 units **-28%**





PASSENGER CARS

Sales of new electric cars (BEV) in Russia in October and 10 months 2025 by brand

| Brand / electric cars | October 2025 | October 2024 | 10 months 2025 | 10 months 2024 | Change October 2025 vs 2024, % | Change 10 months 2025 vs 2024, % |
|-----------------------|--------------|--------------|----------------|----------------|--------------------------------|----------------------------------|
| ZEEKR | 292 | 622 | 2 636 | 6 827 | -53,1 | -61,4 |
| EVOLUTE | 256 | 31 | 1 360 | 1 077 | 725,8 | 26,3 |
| MOSKVICH | 26 | 196 | 806 | 1 274 | -86,7 | -36,7 |
| AVATR | 109 | 51 | 724 | 628 | 113,7 | 15,3 |
| AMBERAVTO | 358 | 31 | 667 | 126 | 1054,8 | 429,4 |
| BYD | 106 | 36 | 549 | 476 | 194,4 | 15,3 |
| XIAOMI | 106 | 37 | 371 | 119 | 186,5 | 211,8 |
| ORA | 24 | 74 | 366 | 342 | -67,6 | 7,0 |
| GEELY | 69 | 3 | 345 | 19 | 2200,0 | 1715,8 |
| TESLA | 41 | 25 | 293 | 616 | 64,0 | -52,4 |
| VOLKSWAGEN | 16 | 43 | 145 | 999 | -62,8 | -85,5 |
| BMW | 24 | 20 | 121 | 307 | 20,0 | -60,6 |
| VOYAH | 12 | 20 | 106 | 289 | -40,0 | -63,3 |
| MERCEDES | 15 | 7 | 105 | 113 | 114,3 | -7,1 |
| HONGQI | 12 | 14 | 92 | 140 | -14,3 | -34,3 |
| HONDA | 19 | 19 | 78 | 348 | 0,0 | -77,6 |
| PORSCHE | 10 | 3 | 78 | 71 | 233,3 | 9,9 |
| LEXUS | 11 | 0 | 62 | 30 | | 106,7 |
| TOYOTA | 14 | 13 | 59 | 125 | 7,7 | -52,8 |
| CHERY | 8 | 2 | 57 | 24 | 300,0 | 137,5 |
| AUDI | 14 | 8 | 57 | 59 | 75,0 | -3,4 |
| LI XIANG | 6 | 29 | 55 | 190 | -79,3 | -71,1 |
| NIO | 11 | 4 | 51 | 59 | 175,0 | -13,6 |
| HIPHI | 5 | 9 | 44 | 108 | -44,4 | -59,3 |
| LOTUS | 6 | 4 | 40 | 194 | 50,0 | -79,4 |
| KIA | 4 | 4 | 31 | 32 | 0,0 | -3,1 |
| HUAWEI AITO | 2 | 20 | 29 | 63 | -90,0 | -54,0 |
| ROLLS ROYCE | 3 | 2 | 29 | 24 | 50,0 | 20,8 |
| DENZA | 2 | 0 | 26 | 20 | | 30,0 |
| MG | 2 | 5 | 25 | 35 | -60,0 | -28,6 |
| HYUNDAI | 1 | 4 | 22 | 28 | -75,0 | -21,4 |
| NISSAN | 1 | 12 | 15 | 67 | -91,7 | -77,6 |
| GAC | 1 | 0 | 14 | 12 | | 16,7 |
| SKYWELL | 5 | 18 | 14 | 124 | -72,2 | -88,7 |
| XIAOPENG | 5 | 1 | 13 | 12 | 400,0 | 8,3 |
| MINI | 2 | 1 | 12 | 5 | 100,0 | 140,0 |
| CHANGAN | 2 | 2 | 10 | 41 | 0,0 | -75,6 |
| MAZDA | 3 | 0 | 10 | 0 | | |
| YANGWANG | 2 | 0 | 10 | 3 | | 233,3 |
| SAIC-GM-WULING | 0 | 10 | 9 | 76 | -100,0 | -88,2 |
| BAW | 0 | 2 | 8 | 4 | -100,0 | 100,0 |
| HOZON | 0 | 0 | 8 | 13 | | -38,5 |



PASSENGER CARS

| Brand / electric cars | October 2025 | October 2024 | 10 months 2025 | 10 months 2024 | Change October 2025 vs 2024, % | Change 10 months 2025 vs 2024, % |
|-----------------------|--------------|--------------|----------------|----------------|--------------------------------|----------------------------------|
| CADILLAC | 1 | 1 | 7 | 10 | 0,0 | -30,0 |
| EXEED | 3 | 0 | 6 | 3 | | 100,0 |
| BAOJUN | 0 | 1 | 6 | 8 | -100,0 | -25,0 |
| BESTUNE | 1 | 1 | 5 | 454 | 0,0 | -98,9 |
| VOLVO | 0 | 1 | 5 | 5 | -100,0 | 0,0 |
| FORD | 0 | 0 | 5 | 6 | | -16,7 |
| LEAPMOTOR | 2 | 0 | 5 | 15 | | -66,7 |
| LUXEED | 0 | 0 | 5 | 0 | | |
| SMART | 0 | 0 | 5 | 6 | | -16,7 |
| KAIYI | 0 | 0 | 4 | 0 | | |
| FORTHING | 0 | 0 | 4 | 5 | | -20,0 |
| ZHIJI | 2 | 0 | 4 | 8 | | -50,0 |
| LYNK AND CO | 1 | 0 | 3 | 0 | | |
| ROX | 0 | 0 | 3 | 5 | | -40,0 |
| BAIC | 1 | 0 | 2 | 1 | | 100,0 |
| ŠKODA | 0 | 0 | 2 | 0 | | |
| JAC | 0 | 0 | 2 | 0 | | |
| DONGFENG | 1 | 0 | 2 | 2 | | 0,0 |
| WULING | 1 | 0 | 2 | 1 | | 100,0 |
| STELATO | 0 | 0 | 2 | 0 | | |
| LADA | 0 | 0 | 1 | 3 | | -66,7 |
| HAVAL | 0 | 0 | 1 | 3 | | -66,7 |
| JETOUR | 0 | 0 | 1 | 1 | | 0,0 |
| JAECOO | 0 | 0 | 1 | 0 | | |
| CHEVROLET | 0 | 0 | 1 | 3 | | -66,7 |
| GENESIS | 0 | 0 | 1 | 2 | | -50,0 |
| ACURA | 0 | 0 | 1 | 0 | | |
| LUCID | 0 | 0 | 1 | 1 | | 0,0 |
| KAMA | 0 | 0 | 1 | 4 | | -75,0 |
| ARCFOX | 0 | 0 | 1 | 5 | | -80,0 |
| IM | 0 | 0 | 1 | 0 | | |
| JIDU | 0 | 0 | 1 | 0 | | |
| BELGEE | 0 | 0 | 0 | 2 | | -100,0 |
| OMODA | 0 | 0 | 0 | 1 | | -100,0 |
| TANK | 0 | 0 | 0 | 1 | | -100,0 |
| LIVAN | 0 | 0 | 0 | 2 | | -100,0 |
| WEY | 0 | 0 | 0 | 1 | | -100,0 |
| MITSUBISHI | 0 | 0 | 0 | 5 | | -100,0 |
| PEUGEOT | 0 | 0 | 0 | 1 | | -100,0 |
| JAGUAR | 0 | 0 | 0 | 6 | | -100,0 |
| FIAT | 0 | 0 | 0 | 1 | | -100,0 |
| DACIA | 0 | 0 | 0 | 1 | | -100,0 |
| FISKER | 0 | 1 | 0 | 1 | -100,0 | -100,0 |
| ROEWE | 0 | 0 | 0 | 1 | | -100,0 |



PASSENGER CARS

| Brand / electric cars | October 2025 | October 2024 | 10 months 2025 | 10 months 2024 | Change October 2025 vs 2024, % | Change 10 months 2025 vs 2024, % |
|-----------------------------|--------------|--------------|----------------|----------------|--------------------------------|----------------------------------|
| SOKON | 0 | 0 | 0 | 1 | | -100,0 |
| POLESTAR | 0 | 0 | 0 | 1 | | -100,0 |
| WELTMEISTER | 0 | 0 | 0 | 4 | | -100,0 |
| ENOVATE | 0 | 0 | 0 | 1 | | -100,0 |
| RIVIAN | 0 | 0 | 0 | 3 | | -100,0 |
| IM MOTORS | 0 | 0 | 0 | 1 | | -100,0 |
| TOTAL | 1 618 | 1 387 | 9 643 | 15 704 | 16,7 | -38,6 |
| TOTAL Russian brands | 640 | 258 | 2 835 | 2 484 | 148,1 | 14,1 |
| TOTAL foreign brands | 978 | 1 129 | 6 808 | 13 220 | -13,4 | -48,5 |

10 months 2025

ZEEKR 001

1 388 units **-69,3%**

EVOLUTE I-PRO

883 units **32,4%**

MOSKVICH 3E

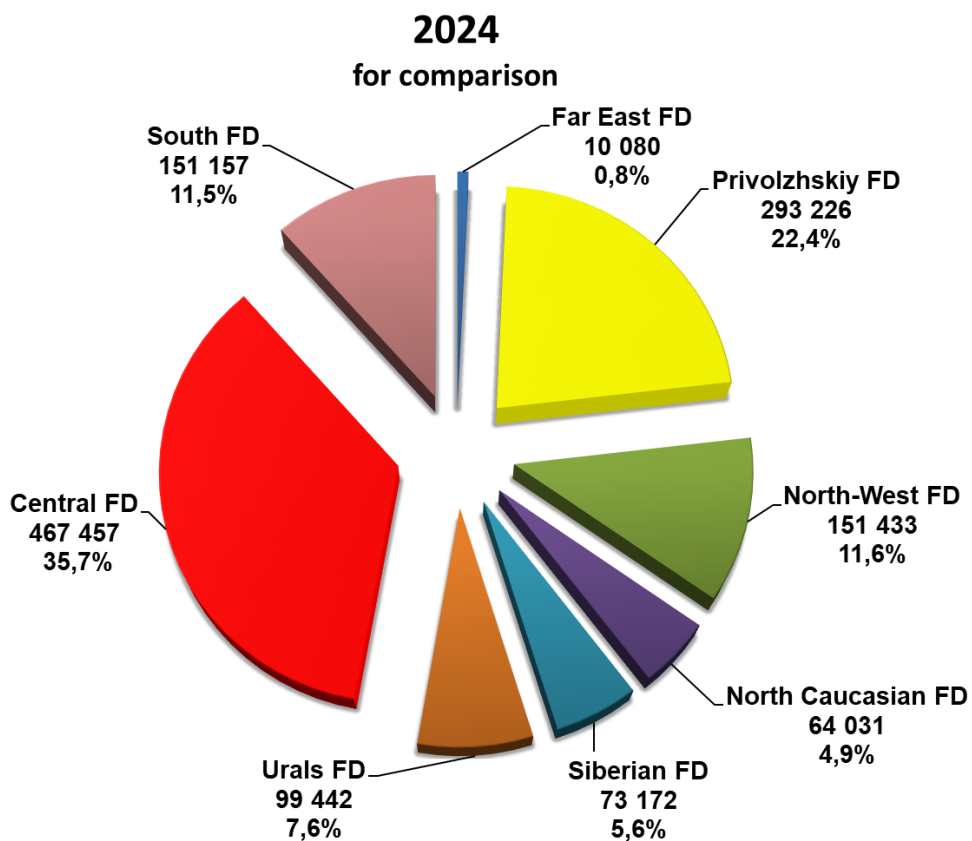
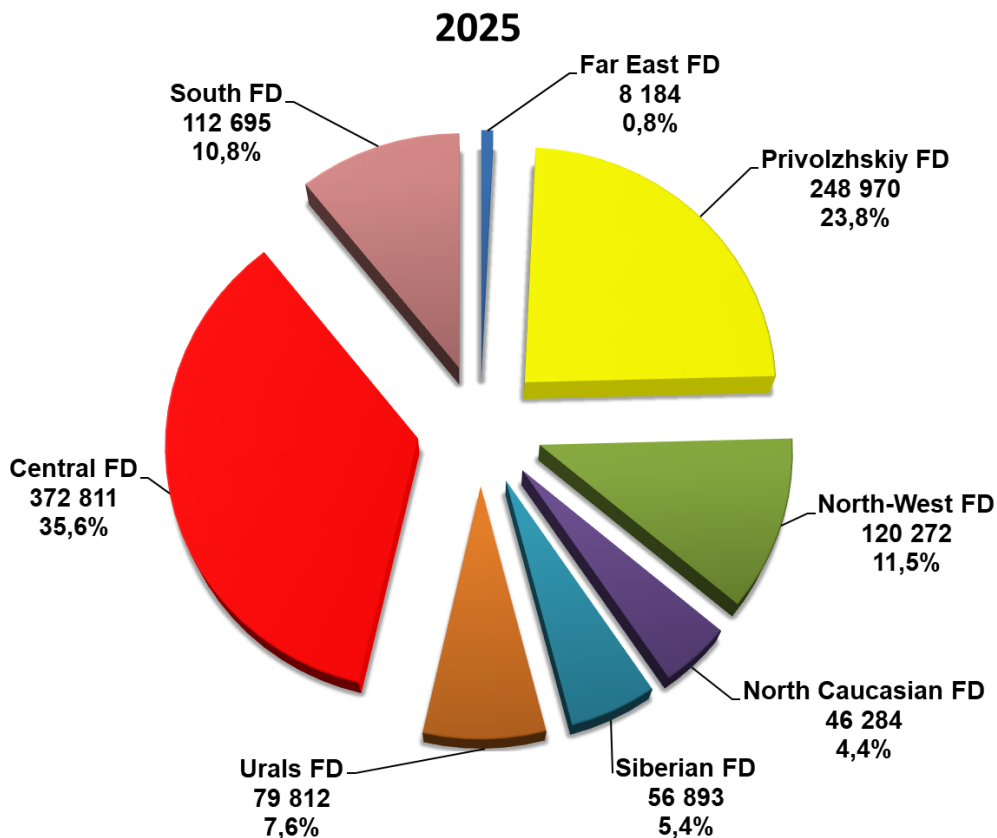
806 units **-36,7%**





PASSENGER CARS

Structure of new car sales in Russia in 10 months 2025 by Federal District





LIGHT COMMERCIAL VEHICLES

Sales of new light commercial vehicles in Russia Including light trucks (N1 category) and minibuses (M2 category) in October and 10 months 2025 by brand (without pickups)

| Brand | October 2025 | October 2024 | 10 months 2025 | 10 months 2024 | Change October 2025 vs 2024, % | Change 10 months 2025 vs 2024, % |
|--------------------------|--------------|--------------|----------------|----------------|--------------------------------|----------------------------------|
| GAZ | 4 543 | 7 192 | 32 447 | 48 257 | -36,8 | -32,8 |
| LADA | 1 351 | 1 384 | 12 622 | 6 738 | -2,4 | 87,3 |
| UAZ | 995 | 1 694 | 9 116 | 14 759 | -41,3 | -38,2 |
| SOLLERS | 918 | 1 077 | 6 052 | 8 449 | -14,8 | -28,4 |
| MERCEDES | 252 | 169 | 1 638 | 1 131 | 49,1 | 44,8 |
| FOTON | 240 | 76 | 1 489 | 608 | 215,8 | 144,9 |
| DONGFENG | 81 | 256 | 827 | 1 899 | -68,4 | -56,5 |
| KAMAZ | 91 | 183 | 734 | 1 037 | -50,3 | -29,2 |
| FORD | 119 | 83 | 668 | 656 | 43,4 | 1,8 |
| FIAT | 73 | 35 | 364 | 222 | 108,6 | 64,0 |
| PEUGEOT | 33 | 56 | 240 | 322 | -41,1 | -25,5 |
| CHANGAN | 12 | 14 | 131 | 212 | -14,3 | -38,2 |
| RENAULT | 13 | 27 | 121 | 151 | -51,9 | -19,9 |
| VOLKSWAGEN | 15 | 27 | 118 | 314 | -44,4 | -62,4 |
| IVECO | 10 | 32 | 111 | 255 | -68,8 | -56,5 |
| CITROEN | 12 | 29 | 97 | 139 | -58,6 | -30,2 |
| AVIOR | 18 | 0 | 62 | 1 | | 6 100,0 |
| AVRORA | 0 | 0 | 43 | 0 | | |
| HYUNDAI | 5 | 11 | 41 | 64 | -54,5 | -35,9 |
| KIA | 12 | 18 | 40 | 146 | -33,3 | -72,6 |
| TOYOTA | 5 | 5 | 34 | 72 | 0,0 | -52,8 |
| SUZUKI | 4 | 8 | 33 | 129 | -50,0 | -74,4 |
| MAXUS | 9 | 8 | 31 | 32 | 12,5 | -3,1 |
| SHANQI | 7 | 17 | 26 | 17 | -58,8 | 52,9 |
| FAW | 0 | 3 | 23 | 10 | -100,0 | 130,0 |
| SHAANXI | 2 | 0 | 21 | 0 | | |
| LANDWIND JIANGLING - JMC | 1 | 0 | 20 | 3 | | 566,7 |
| MAZ | 4 | 3 | 20 | 13 | 33,3 | 53,8 |
| NISSAN | 2 | 3 | 19 | 9 | -33,3 | 111,1 |
| WULING | 1 | 3 | 17 | 27 | -66,7 | -37,0 |
| OPEL | 2 | 1 | 16 | 20 | 100,0 | -20,0 |
| KAMA | 6 | 0 | 14 | 0 | | |
| MAN | 0 | 3 | 12 | 5 | -100,0 | 140,0 |
| MITSUBISHI | 1 | 0 | 10 | 3 | | 233,3 |
| BAW | 0 | 3 | 9 | 85 | -100,0 | -89,4 |
| SOVA | 0 | 0 | 9 | 0 | | |
| LINXYS | 0 | 0 | 8 | 0 | | |
| JAC | 1 | 4 | 7 | 81 | -75,0 | -91,4 |
| GMC | 0 | 0 | 5 | 3 | | 66,7 |
| FORTHING | 0 | 1 | 4 | 14 | -100,0 | -71,4 |
| SHINERAY | 0 | 0 | 4 | 6 | | -33,3 |



LIGHT COMMERCIAL VEHICLES

| Brand | October 2025 | October 2024 | 10 months 2025 | 10 months 2024 | Change October 2025 vs 2024, % | Change 10 months 2025 vs 2024, % |
|-----------------------------|--------------|---------------|----------------|----------------|--------------------------------|----------------------------------|
| EVM | 0 | 6 | 3 | 10 | -100,0 | -70,0 |
| FARIZON | 0 | 0 | 3 | 4 | | -25,0 |
| BESTUNE | 0 | 0 | 2 | 0 | | |
| DAIHATSU | 0 | 0 | 2 | 4 | | -50,0 |
| GEELY | 0 | 0 | 2 | 0 | | |
| JINBEI | 0 | 0 | 2 | 3 | | -33,3 |
| LOGEM | 0 | 0 | 2 | 0 | | |
| DFSK | 0 | 1 | 1 | 9 | -100,0 | -88,9 |
| HOWO | 0 | 1 | 1 | 1 | -100,0 | 0,0 |
| KAMAG | 0 | 0 | 1 | 1 | | 0,0 |
| NORMAX | 0 | 0 | 1 | 1 | | 0,0 |
| QILING | 0 | 0 | 1 | 0 | | |
| SRM | 0 | 0 | 1 | 0 | | |
| BRILLIANCE | 0 | 0 | 0 | 1 | | -100,0 |
| CHERY | 0 | 0 | 0 | 1 | | -100,0 |
| CHUSHENG | 0 | 0 | 0 | 1 | | -100,0 |
| JENHOO | 0 | 0 | 0 | 1 | | -100,0 |
| RUIYASHENG | 0 | 0 | 0 | 1 | | -100,0 |
| SDAC | 0 | 0 | 0 | 14 | | -100,0 |
| TOTAL | 8 838 | 12 433 | 67 325 | 85 941 | -28,9 | -21,7 |
| TOTAL Russian brands | 7 904 | 11 536 | 61 040 | 79 250 | -31,5 | -23,0 |
| TOTAL foreign brands | 934 | 897 | 6 285 | 6 691 | 4,1 | -6,1 |



LIGHT COMMERCIAL VEHICLES

Top 25 model ranking of new LCV sales including light trucks (N1 category) and minibuses (M2 category) in Russia, in October and 10 months 2025 (without pickups)

| Rank | Model | Brand | October 2025 | October 2024 | 10 months 2025 | 10 months 2024 | Change October 2025 vs 2024, % | Change 10 months 2025 vs 2024, % |
|------|---------------|----------|--------------|--------------|----------------|----------------|--------------------------------|----------------------------------|
| 1 | GAZelle NEXT | GAZ | 2 500 | 4 561 | 17 544 | 29 087 | -45,2 | -39,7 |
| 2 | LARGUS FURGON | LADA | 878 | 801 | 8 052 | 1 894 | 9,6 | 325,1 |
| 3 | 3302 GAZelle | GAZ | 563 | 808 | 5 096 | 6 455 | -30,3 | -21,1 |
| 4 | ATLANT | SOLLERS | 624 | 868 | 4 651 | 6 709 | -28,1 | -30,7 |
| 5 | 2349 WIS | LADA | 436 | 534 | 4 175 | 4 420 | -18,4 | -5,5 |
| 6 | 3909 | UAZ | 479 | 781 | 3 862 | 6 473 | -38,7 | -40,3 |
| 7 | 2752 SOBOL | GAZ | 268 | 661 | 3 294 | 4 900 | -59,5 | -32,8 |
| 8 | PROFI | UAZ | 270 | 470 | 2 565 | 4 067 | -42,6 | -36,9 |
| 9 | SOBOL NN | GAZ | 187 | 343 | 1 624 | 1 716 | -45,5 | -5,4 |
| 10 | 2310 SOBOL | GAZ | 89 | 172 | 1 453 | 1 514 | -48,3 | -4,0 |
| 11 | TOANO | FOTON | 202 | 74 | 1 447 | 606 | 173,0 | 138,8 |
| 12 | V-CLASS | MERCEDES | 227 | 151 | 1 427 | 905 | 50,3 | 57,7 |
| 13 | GAZelle NN | GAZ | 722 | 112 | 1 363 | 780 | 544,6 | 74,7 |
| 14 | ARGO | SOLLERS | 98 | 209 | 1 077 | 1 740 | -53,1 | -38,1 |
| 15 | 2206 | UAZ | 82 | 178 | 913 | 1 768 | -53,9 | -48,4 |
| 16 | 3221 GAZelle | GAZ | 73 | 248 | 860 | 1 839 | -70,6 | -53,2 |
| 17 | 3741 | UAZ | 62 | 111 | 778 | 1 033 | -44,1 | -24,7 |
| 18 | KOMPAS 5 4X2 | KAMAZ | 91 | 183 | 734 | 1 037 | -50,3 | -29,2 |
| 19 | TRANSIT | FORD | 110 | 78 | 627 | 635 | 41,0 | -1,3 |
| 20 | 2217 SOBOL | GAZ | 50 | 71 | 531 | 827 | -29,6 | -35,8 |
| 21 | 3962 | UAZ | 37 | 68 | 505 | 698 | -45,6 | -27,7 |
| 22 | 2705 GAZelle | GAZ | 42 | 119 | 410 | 759 | -64,7 | -46,0 |
| 23 | CAPTAIN T | DONGFENG | 37 | 96 | 378 | 1 135 | -61,5 | -66,7 |
| 24 | 2346 WIS | LADA | 31 | 49 | 337 | 418 | -36,7 | -19,4 |
| 25 | SF1 | SOLLERS | 196 | 0 | 324 | 0 | | |

10 months 2025

GAZelle NEXT

17 544 units **-39,7%**

LADA LARGUS FURGON

8 052 units **325,1%**

GAZ GAZelle 3302

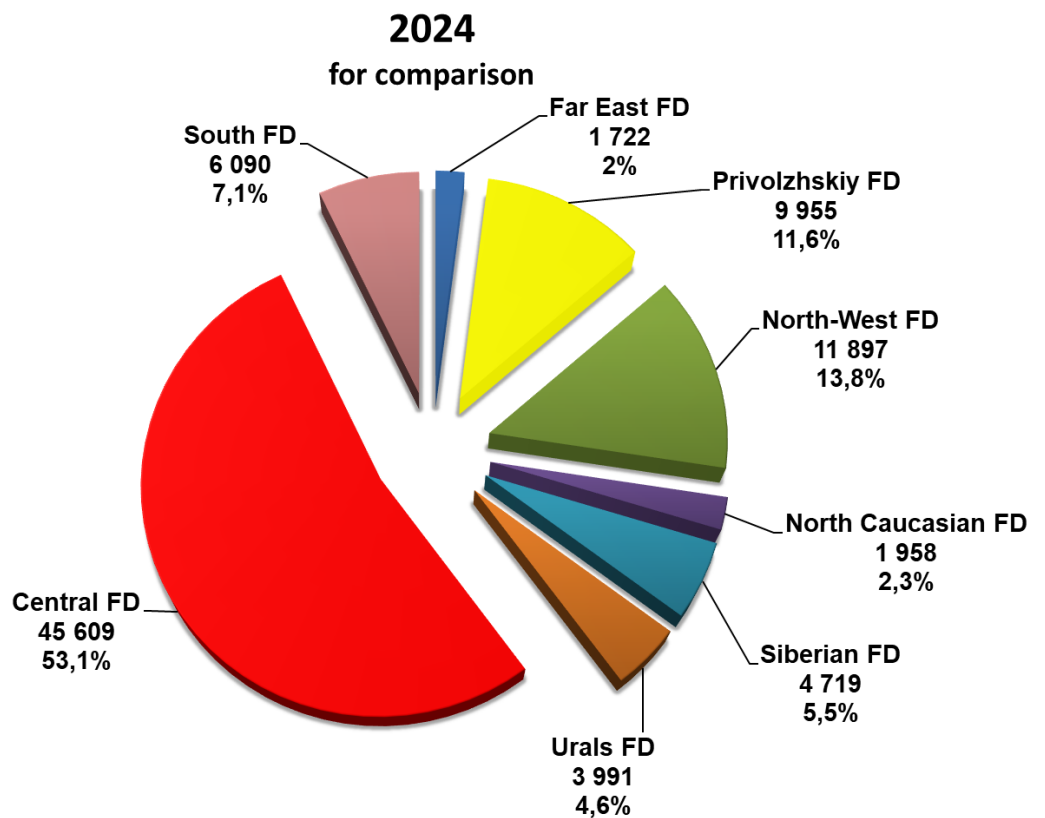
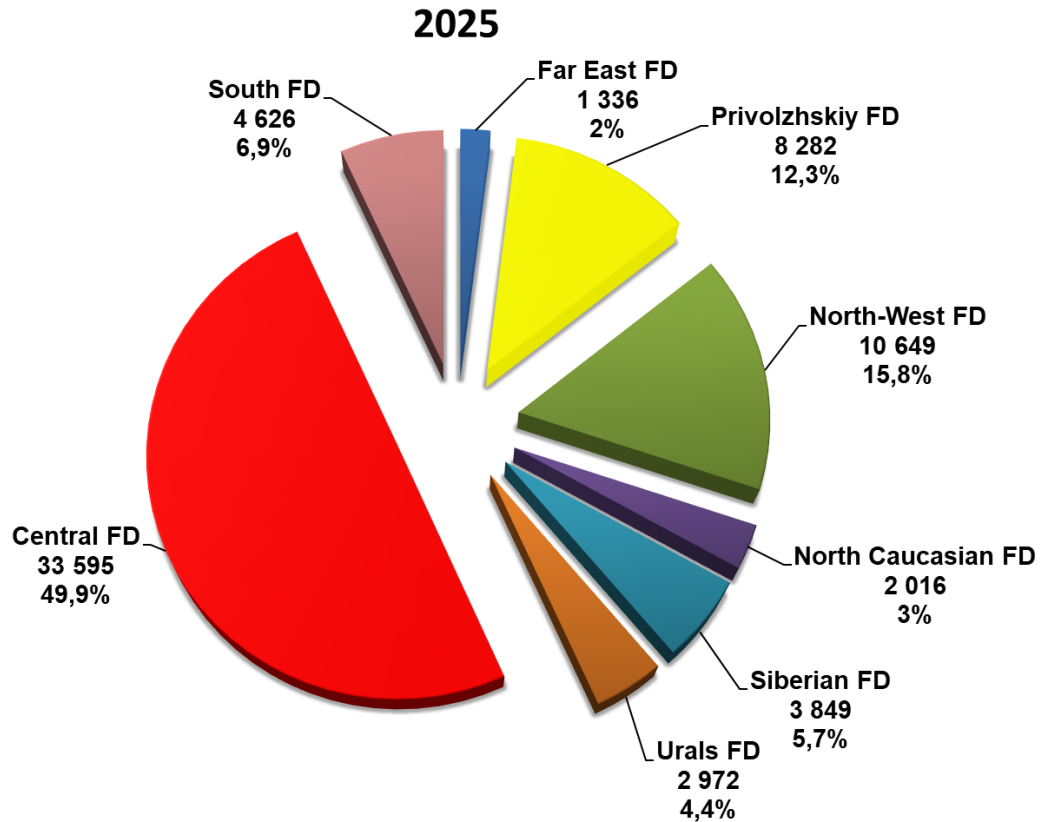
5 096 units **-21,1%**





LIGHT COMMERCIAL VEHICLES

Structure of new LCV sales including light trucks (N1 category) and minibuses (M2 category) in Russia in 10 months 2025 by Federal District

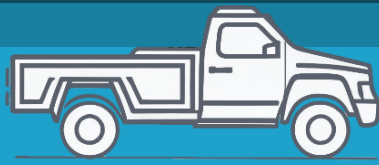




PICKUPS

Sales of new pickups in Russia in October and 10 months 2025 by brand

| Brand | October 2025 | October 2024 | 10 months 2025 | 10 months 2024 | Change October 2025 vs 2024, % | Change 10 months 2025 vs 2024, % |
|-----------------------------|--------------|--------------|----------------|----------------|--------------------------------|----------------------------------|
| JAC | 600 | 833 | 4 177 | 4 652 | -28,0 | -10,2 |
| GREAT WALL | 346 | 619 | 2 930 | 5 887 | -44,1 | -50,2 |
| SOLLERS | 241 | 361 | 2 036 | 2 373 | -33,2 | -14,2 |
| UAZ | 206 | 433 | 2 015 | 3 345 | -52,4 | -39,8 |
| CHANGAN | 277 | 512 | 1 595 | 2 531 | -45,9 | -37,0 |
| DODGE | 232 | 193 | 1 417 | 1 446 | 20,2 | -2,0 |
| FOTON | 107 | 94 | 1 377 | 587 | 13,8 | 134,6 |
| FORD | 74 | 82 | 463 | 340 | -9,8 | 36,2 |
| MITSUBISHI | 80 | 112 | 442 | 986 | -28,6 | -55,2 |
| TOYOTA | 45 | 93 | 293 | 824 | -51,6 | -64,4 |
| LANDWIND JIANGLING - JMC | 46 | 16 | 258 | 91 | 187,5 | 183,5 |
| DONGFENG | 42 | 63 | 236 | 422 | -33,3 | -44,1 |
| ISUZU | 15 | 46 | 149 | 281 | -67,4 | -47,0 |
| GMC | 4 | 10 | 40 | 56 | -60,0 | -28,6 |
| TESLA | 4 | 3 | 40 | 7 | 33,3 | 471,4 |
| HUANGHAI | 9 | 0 | 22 | 7 | | 214,3 |
| NISSAN | 5 | 0 | 22 | 15 | | 46,7 |
| CHEVROLET | 0 | 3 | 10 | 19 | -100,0 | -47,4 |
| MAXUS | 1 | 1 | 8 | 9 | 0,0 | -11,1 |
| VOLKSWAGEN | 1 | 3 | 8 | 23 | -66,7 | -65,2 |
| GEELY | 1 | 3 | 6 | 28 | -66,7 | -78,6 |
| HYUNDAI | 2 | 0 | 6 | 10 | | -40,0 |
| JEEP | 1 | 2 | 4 | 19 | -50,0 | -78,9 |
| ZX-AUTO | 0 | 0 | 2 | 0 | | |
| HOWO | 0 | 0 | 1 | 0 | | |
| QINGLING | 0 | 0 | 1 | 0 | | |
| SUBARU | 0 | 0 | 1 | 0 | | |
| KAICENE | 0 | 0 | 0 | 2 | | -100,0 |
| LADA | 0 | 0 | 0 | 1 | | -100,0 |
| OTING | 0 | 0 | 0 | 1 | | -100,0 |
| RIVIAN | 0 | 0 | 0 | 1 | | -100,0 |
| VGX | 0 | 0 | 0 | 2 | | -100,0 |
| TOTAL | 2 339 | 3 482 | 17 559 | 23 965 | -32,8 | -26,7 |
| TOTAL Russian brands | 447 | 794 | 4 051 | 5 719 | -43,7 | -29,2 |
| TOTAL foreign brands | 1 892 | 2 688 | 13 508 | 18 246 | -29,6 | -26,0 |




PICKUPS

Top 15 model ranking of new pickup sales in Russia in October and 10 months 2025

| Rank | Model | Brand | October 2025 | October 2024 | 10 months 2025 | 10 months 2024 | Change October 2025 vs 2024, % | Change 10 months 2025 vs 2024, % |
|------|---------------|------------|--------------|--------------|----------------|----------------|--------------------------------|----------------------------------|
| 1 | T9 HUNTER | JAC | 478 | 588 | 2 794 | 1 900 | -18,7 | 47,1 |
| 2 | 2363 PICKUP | UAZ | 206 | 433 | 2 015 | 3 345 | -52,4 | -39,8 |
| 3 | ST6 | SOLLERS | 113 | 361 | 1 621 | 2 373 | -68,7 | -31,7 |
| 4 | POER | GREAT WALL | 266 | 10 | 1 600 | 870 | 2 560,0 | 83,9 |
| 5 | HUNTER PLUS | CHANGAN | 277 | 512 | 1 590 | 2 514 | -45,9 | -36,8 |
| 6 | RAM | PICKUP | 232 | 193 | 1 417 | 1 446 | 20,2 | -2,0 |
| 7 | POER KINGKONG | GREAT WALL | 78 | 603 | 1 320 | 4 977 | -87,1 | -73,5 |
| 8 | TUNLAND | FOTON | 5 | 94 | 1 260 | 587 | -94,7 | 114,7 |
| 9 | T8 PRO | JAC | 96 | 183 | 1 033 | 2 181 | -47,5 | -52,6 |
| 10 | L200 | MITSUBISHI | 80 | 112 | 441 | 985 | -28,6 | -55,2 |
| 11 | ST8 | SOLLERS | 114 | 0 | 400 | 0 | | |
| 12 | RANGER | FORD | 55 | 62 | 349 | 243 | -11,3 | 43,6 |
| 13 | T8 | JAC | 24 | 49 | 332 | 169 | -51,0 | 96,4 |
| 14 | VIGUS | JMC | 44 | 13 | 246 | 69 | 238,5 | 256,5 |
| 15 | RICH | DONGFENG | 42 | 63 | 231 | 420 | -33,3 | -45,0 |

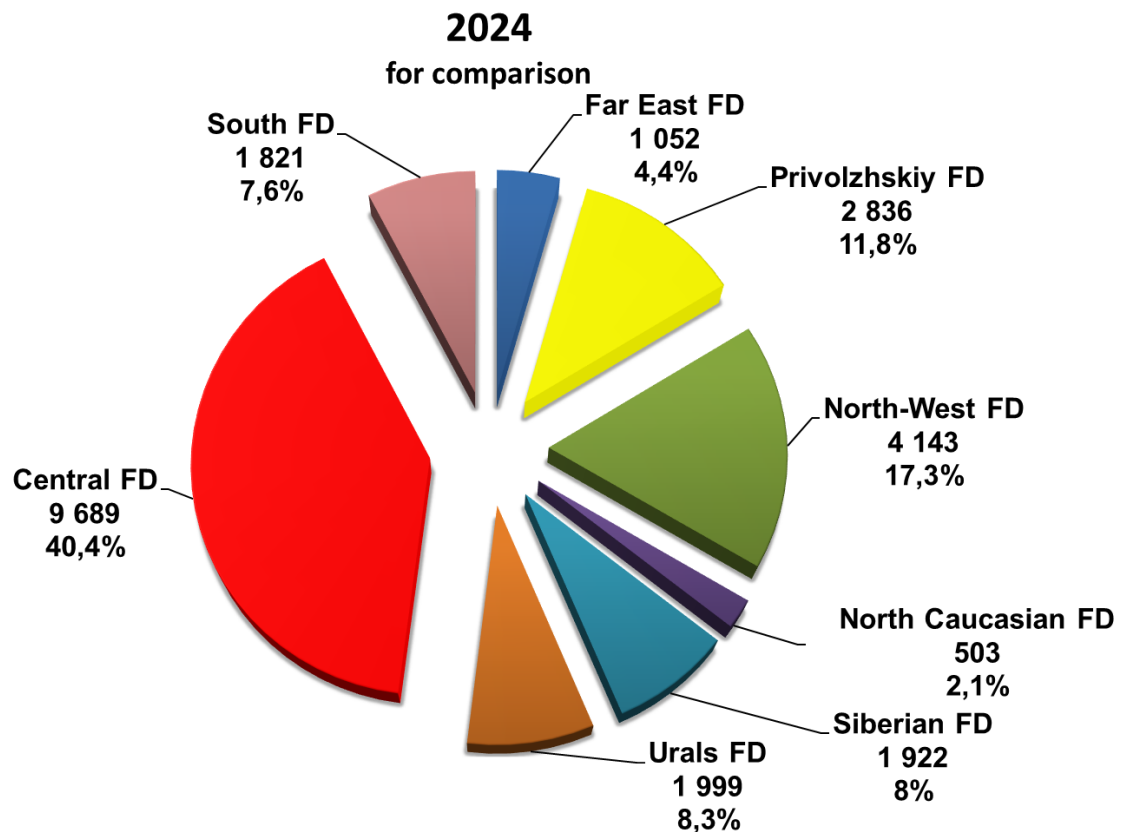
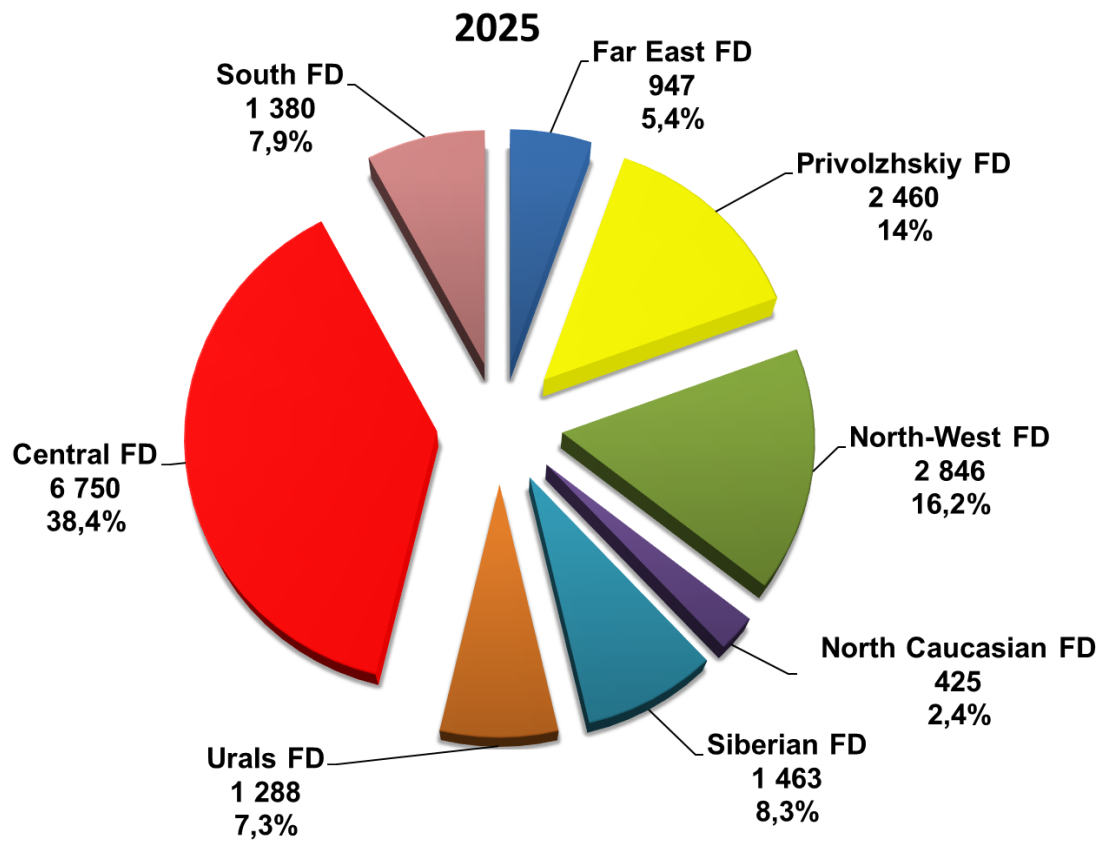
10 months 2025





PICKUPS

Structure of sales of new pickups in Russia in 10 months 2025 by Federal District



OUR CONTACTS



ASM Holding, OAO

21/5, Entrance 6, Kuznetsky Most Street, Moscow 107031

Contract Department, tel.: +7 495 626 0944

e-mail: inf@asm-holding.ru

Head of Market Research Centre – **VASILY SEIN**

e-mail: vasein@asm-holding.ru

Telegram: [@marketASM](https://www.instagram.com/marketASM)

Project Manager – **ALEXANDER STERLIKOV**

Mobile: +7 905 747 2431

e-mail: sterlikov@asm-holding.ru

Website: www.asm-holding.ru

Telegram: [@ASMHOLDING](https://www.instagram.com/ASMHOLDING)

Vkontakte: [oaoasmholding](https://vk.com/oaoasmholding)



Association of Russian Automakers (OAR)

8, Novovladykinsky Proezd, bldg. 5, POB 81, Moscow 127106

Tel.: +7 495 739 7095

e-mail: info_oar@mail.ru

Adviser for International Cooperation – **YURI KRAVTSOV**

e-mail: kravtsov_oar@mail.ru

Website: www.oar-info.ru