



11 SEPTEMBER 2025

AUTOMOBILE MARKET OF RUSSIA IN AUGUST AND JANUARY-AUGUST 2025 NEW PASSENGER CARS, LIGHT COMMERCIAL VEHICLES AND PICKUPS

In August 2025, sales of new passenger cars, light commercial vehicles and pickups in Russia fell by 18.1% year-on-year to 128 894 vehicles. The total sales in the first eight months of 2025 were 826 001 units, down 23.3% year-on-year.*

Sales results by type of motor vehicles:

- Passenger cars – 120 662 units in August 2025, down 17.1% YOY; 761 285 units in January-August 2025, down 23.4% YOY. Among them electric vehicles (BEVs) – 1 086 units in August 2025, down 17.4% YOY; 6 765 units in January-August 2025, down 48.1% YOY.
- Light commercial vehicles including light trucks (N1 category, without pickups) and minibuses (M2 category) – 6 564 units in August 2025, down 27.4% YOY; 51 160 units in January-August 2025, down 21.1% YOY.
- Pickups – 1 668 units in August 2025, down 39.1% YOY; 13 556 units in January-August 2025, down 23.6% YOY.

*(without sales to military, law enforcement and diplomatic agencies in the RF)

COMMENT:

Vasily Sein, Head of the Market Research Centre at ASM Holding, commented:

According to the ASM Holding's data, sales of new passenger cars in August 2025 were 120 662 units and fell by 17.1% as compared to August 2024. The car sales in January-August 2025 were 761 285 units, down 24.5% year-over-year. The sales results in July and August lead us to hope that the second half-year will show further growth of new car sales. The sales of foreign-branded cars in the first eight months of 2025 fell by 25.3% YOY to 508 051 units, while sales of Russian brands were down 19% to 253 234 cars. The top-3 best-selling passenger car brands in January-August 2025 include LADA with 211 729 vehicles sold (down 25.5%), followed by HAVAL with 93 181 vehicles sold (down 20.7%) and CHERY with 79 984 vehicles sold (down 22.3%). Sales of battery electric vehicles (BEVs) in January-August 2025 fell by 48.1% year-over-year (vs. 11 720 units), and BEV sales in August were 13.5% less than those in July 2025 (1 256 units).

In the segment of light commercial vehicles, the sales in August 2025 were down 9% from July 2025 (7 200 units) and down 27% from August 2024. Totally, in the first eight months of this year, LCV sales were 51 160 units, down 21% YOY. Sales of foreign-branded LCVs declined slightly (down 9% to 4 608 units), while sales of domestic brands fell by 22% to 46 552 units. The best sales results in January-August 2025 were shown by Russian brands: GAZ – 24 111 units (down 34%), LADA – 9 929 units (growth by 2.3 times), and UAZ – 7 405 units (down 37%). The share of GAZ brand was 47% of the new LCV market. The best-selling LCV model in January-August 2025 is GAZelle NEXT (12 909 units sold, down 40%).

Sales of pickups in August 2025 have shown a sharp fall by 39% vs. August 2024, while the sales in January-August 2025 fell by 23.6% year-on-year to 13 556 units. Sales of Russian-branded pickups were 3 304 units (down 23.1%), while sales of foreign brands fell by 23.7% to 10 252 units. The top-3 best-selling pickup brands include JAC – 3 148 units (down 1%), GREAT WALL – 2 337 units (down 51%), and UAZ – 1 678 units (down 36%). The share of foreign brands is 76% of the pickup market. The best-selling pickup model is JAC T9 HUNTER – 1 988 units.

OUR CONTACTS:

ASM Holding, OAO

21/5, Kuznetsky Most St., 107031, Moscow, Russia

Tel: +7 (495) 626-09-44

e-mail: inf@asm-holding.ru

Association of Russian Automakers (OAR)

8, Novovladykinsky Proezd, bldg 5, POB 81, 127106, Moscow, Russia

Tel: +7 (495) 739 70 95

e-mail: info_oar@mail.ru



Developed by specialists of
AVTOSTAT-INFO



PASSENGER CARS

Sales of new passenger cars in Russia in August and 8 months 2025 by brand

Brand	August 2025	August 2024	8 months 2025	8 months 2024	Change August 2025 vs 2024, %	Change 8 months 2025 vs 2024, %
LADA	27 622	38 637	211 729	284 045	-28,5	-25,5
HAVAL	16 026	18 550	93 181	117 548	-13,6	-20,7
CHERY	11 110	16 536	79 981	102 966	-32,8	-22,3
GEELY	8 676	14 484	52 642	97 499	-40,1	-46,0
CHANGAN	6 834	11 064	43 646	70 337	-38,2	-37,9
BELGEE	7 804	3 482	32 172	21 439	124,1	50,1
JETOUR	4 486	3 707	24 630	21 838	21,0	12,8
OMODA	2 981	4 648	19 096	35 333	-35,9	-46,0
SOLARIS	3 669	2 128	17 492	7 852	72,4	122,8
TOYOTA	2 960	1 430	13 705	10 692	107,0	28,2
EXEED	1 604	3 534	12 819	29 925	-54,6	-57,2
JAECOO	1 297	2 844	12 632	16 170	-54,4	-21,9
GAC	2 044	1 907	11 503	10 081	7,2	14,1
TANK	1 254	2 782	10 929	18 542	-54,9	-41,1
MOSKVICH	1 249	1 648	9 957	12 821	-24,2	-22,3
BMW	1 327	813	7 994	7 272	63,2	9,9
XCITE	2 339	845	7 830	2 054	176,8	281,2
LI XIANG	1 021	1 442	7 154	15 160	-29,2	-52,8
KAIYI	895	641	5 457	5 052	39,6	8,0
KIA	1 030	1 389	5 069	10 857	-25,8	-53,3
HYUNDAI	882	1 549	4 761	9 537	-43,1	-50,1
MERCEDES	768	519	4 668	4 338	48,0	7,6
HONGQI	1 183	784	4 629	4 008	50,9	15,5
BAIC	397	1 151	4 275	7 624	-65,5	-43,9
VOYAH	755	540	4 190	6 584	39,8	-36,4
KNEWSTAR	515	0	3 938	0		
SWM	316	147	3 880	1 039	115,0	273,4
UAZ	445	895	3 861	5 967	-50,3	-35,3
VOLKSWAGEN	661	321	3 094	3 398	105,9	-8,9
JAC	288	748	2 767	4 526	-61,5	-38,9
SKODA	661	453	2 748	2 114	45,9	30,0
MAZDA	696	328	2 619	3 256	112,2	-19,6
SOUEAST	702	14	2 366	68	4 914,3	3 379,4
LEXUS	448	398	2 186	3 278	12,6	-33,3
ZEEKR	270	605	2 042	5 621	-55,4	-63,7
LIVAN	585	351	1 689	2 441	66,7	-30,8
EVOLUTE	198	140	1 676	1 024	41,4	63,7
LAND ROVER	255	197	1 647	1 381	29,4	19,3
AUDI	271	237	1 594	2 003	14,3	-20,4
DONGFENG	182	151	1 515	699	20,5	116,7
WEY	157	41	1 457	373	282,9	290,6
BESTUNE	341	262	1 427	4 035	30,2	-64,6



PASSENGER CARS

Brand	August 2025	August 2024	8 months 2025	8 months 2024	Change August 2025 vs 2024, %	Change 8 months 2025 vs 2024, %
HONDA	321	268	1 413	1 741	19,8	-18,8
JETTA	42	451	1 402	2 696	-90,7	-48,0
PORSCHE	204	164	1 323	1 373	24,4	-3,6
HUAWEI AITO	166	205	1 301	890	-19,0	46,2
TRUMPCHI	462	362	1 208	1 112	27,6	8,6
BYD	218	68	1 098	640	220,6	71,6
KGM (SSANGYONG)	356	6	915	44	5 833,3	1 979,5
AVATR	143	44	753	538	225,0	40,0
NISSAN	151	87	740	800	73,6	-7,5
AEOLUS	81	101	646	675	-19,8	-4,3
SUBARU	94	182	520	1 214	-48,4	-57,2
SUZUKI	100	75	460	512	33,3	-10,2
DFSK	20	23	443	152	-13,0	191,4
DENZA	69	4	423	50	1 625,0	746,0
AVRORA	42	0	347	0		
VOLVO	72	35	346	220	105,7	57,3
CHEVROLET	47	166	343	1 922	-71,7	-82,2
MITSUBISHI	76	153	339	2 499	-50,3	-86,4
ORA	22	46	325	195	-52,2	66,7
JEEP	36	53	307	453	-32,1	-32,2
LYNK AND CO	74	21	264	274	252,4	-3,6
CADILLAC	52	32	247	341	62,5	-27,6
ROX	27	39	237	344	-30,8	-31,1
PEUGEOT	25	39	217	142	-35,9	52,8
MG	26	45	209	297	-42,2	-29,6
TESLA	40	27	202	561	48,1	-64,0
GENESIS	28	31	194	191	-9,7	1,6
XIAOMI	29	29	180	55	0,0	227,3
VGX	31	1	168	1	3 000,0	16 700,0
AMBERAVTO	90	19	156	72	373,7	116,7
ROLLS ROYCE	19	12	146	89	58,3	64,0
FORD	22	43	144	254	-48,8	-43,3
AURUS	5	15	137	77	-66,7	77,9
INFINITI	26	13	137	106	100,0	29,2
MINI	29	11	136	102	163,6	33,3
BENTLEY	18	15	133	112	20,0	18,8
FORTHING	10	49	121	240	-79,6	-49,6
CITROEN	12	24	120	165	-50,0	-27,3
LAMBORGHINI	11	15	95	102	-26,7	-6,9
OSHAN	28	4	78	32	600,0	143,8
FERRARI	4	5	55	28	-20,0	96,4
BAW	8	0	48	19		152,6
TENET	44	0	47	0		
HAIMA	7	6	42	39	16,7	7,7



PASSENGER CARS

Brand	August 2025	August 2024	8 months 2025	8 months 2024	Change August 2025 vs 2024, %	Change 8 months 2025 vs 2024, %
GMC	6	12	40	102	-50,0	-60,8
HIPHI	9	11	37	87	-18,2	-57,5
LOTUS	6	11	33	183	-45,5	-82,0
VENUCIA	1	6	32	16	-83,3	100,0
NIO	7	6	31	52	16,7	-40,4
YANGWANG	2	14	27	128	-85,7	-78,9
DAIHATSU	0	14	23	59	-100,0	-61,0
LINCOLN	6	4	23	43	50,0	-46,5
JAGUAR	2	4	20	46	-50,0	-56,5
ALFA ROMEO	5	10	19	33	-50,0	-42,4
ASTON MARTIN	2	1	17	8	100,0	112,5
SKYWELL	3	36	17	119	-91,7	-85,7
ACURA	4	3	16	34	33,3	-52,9
DODGE	2	10	15	97	-80,0	-84,5
BUICK	4	8	10	44	-50,0	-77,3
HOZON	2	1	9	11	100,0	-18,2
FIAT	1	0	8	3		166,7
LEAPMOTOR	1	2	8	26	-50,0	-69,2
SAIC-GM-WULING	1	5	8	59	-80,0	-86,4
ZOTYE	0	0	8	3		166,7
ALPINA	0	0	7	7		0,0
RENAULT	1	9	7	195	-88,9	-96,4
LUXEED	0	0	6	0		
BAOJUN	2	0	5	7		-28,6
MASERATI	1	2	5	25	-50,0	-80,0
MCLAREN	0	0	5	5		0,0
WULING	0	3	5	8	-100,0	-37,5
MAXUS	0	0	4	2		100,0
SAMSUNG	1	0	4	2		100,0
DACIA	0	2	3	20	-100,0	-85,0
SMART	0	0	3	5		-40,0
XIAOPENG	0	2	3	11	-100,0	-72,7
INEOS	0	0	2	1		100,0
IRAN KHODRO	0	0	2	10		-80,0
ISUZU	1	0	2	5		-60,0
STELATO	0	0	2	0		
ARCFOX	0	2	1	5	-100,0	-80,0
CHRYSLER	0	0	1	2		-50,0
GAZ	0	4	1	22	-100,0	-95,5
IM	0	0	1	0		
JIDU	0	0	1	0		
KAMA	1	0	1	4		-75,0
LUCID	0	0	1	1		0,0
COWIN	0	1	0	1	-100,0	-100,0



PASSENGER CARS

Brand	August 2025	August 2024	8 months 2025	8 months 2024	Change August 2025 vs 2024, %	Change 8 months 2025 vs 2024, %
CUPRA	0	1	0	3	-100,0	-100,0
DAEWOO	0	1	0	5	-100,0	-100,0
DAYUN	0	0	0	1		-100,0
ENOVATE	0	0	0	1		-100,0
FAW	0	0	0	6		-100,0
IM MOTORS	0	0	0	1		-100,0
OPEL	0	0	0	1		-100,0
POLESTAR	0	0	0	1		-100,0
RIVIAN	0	0	0	3		-100,0
ROEWE	0	0	0	9		-100,0
SEAT	0	0	0	1		-100,0
SEHOL	0	0	0	1		-100,0
SOKON	0	0	0	3		-100,0
WELTMEISTER	0	0	0	3		-100,0
ZHIJI	0	0	0	6		-100,0
TOTAL	120 662	145 515	761 285	993 702	-17,1	-23,4
TOTAL Russian brands	35 704	44 331	253 234	313 938	-19,5	-19,3
TOTAL foreign brands	84 958	101 184	508 051	679 764	-16,0	-25,3

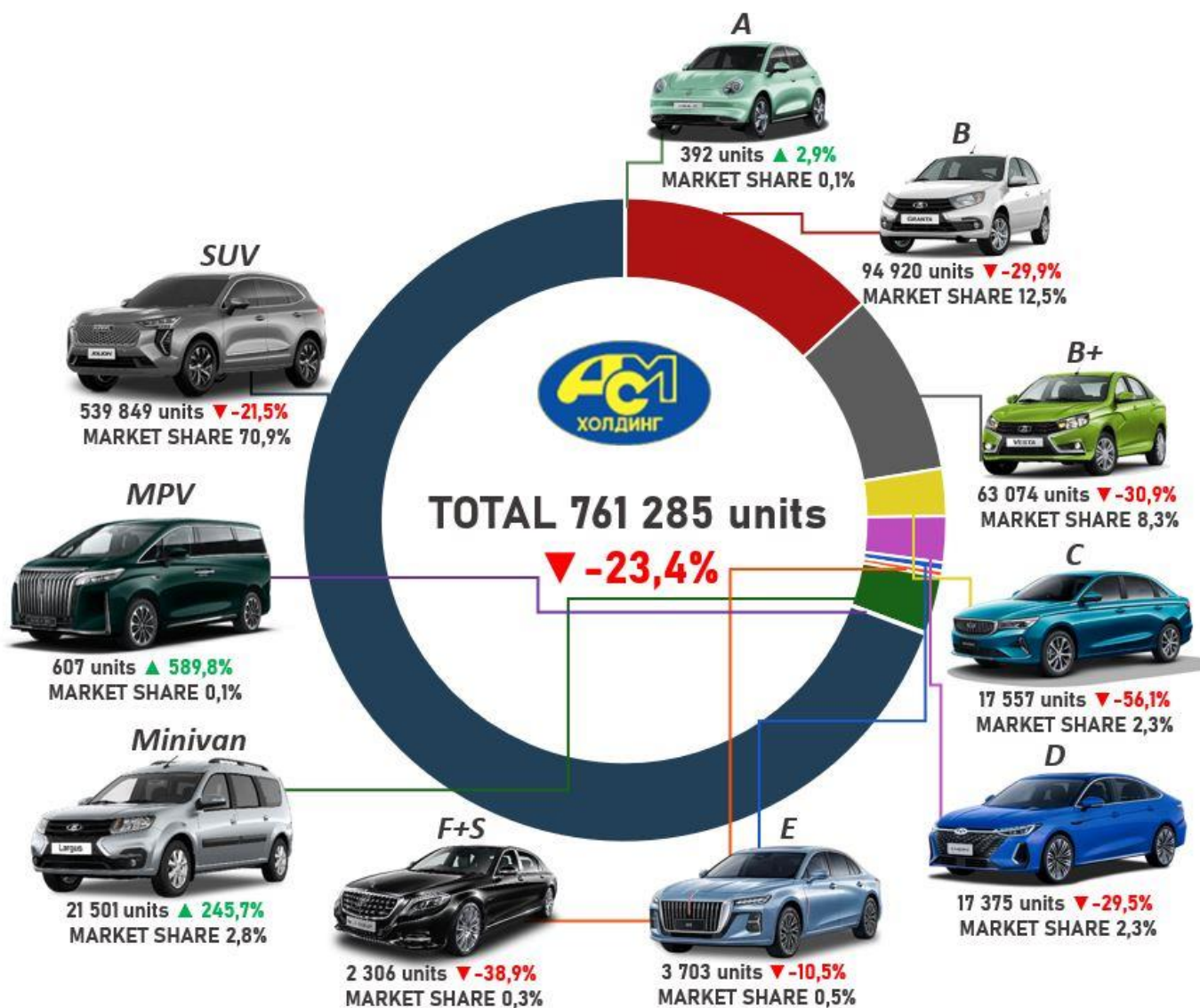


PASSENGER CARS

Sales of new passenger cars in Russia in August and 8 months 2025 by class

Class	August 2025	August 2024	8 months 2025	8 months 2024	Market share August 2025, %	Market share 8 months 2025, %	Change August 2025 vs 2024, %	Change 8 months 2025 vs 2024, %
A	40	56	392	381	0,0	0,1	-28,6	2,9
B	13 014	19 065	94 920	135 360	10,8	12,5	-31,7	-29,9
B+	7 357	13 291	63 074	91 213	6,1	8,3	-44,7	-30,9
C	2 621	5 574	17 557	39 974	2,2	2,3	-53,0	-56,1
D	2 639	3 346	17 375	24 637	2,2	2,3	-21,1	-29,5
E	872	643	3 703	4 136	0,7	0,5	35,6	-10,5
F+S	348	422	2 306	3 773	0,3	0,3	-17,5	-38,9
Minivan	3 160	1 265	21 501	6 220	2,6	2,8	149,8	245,7
MPV	53	22	607	88	0,0	0,1	140,9	589,8
SUV	90 558	101 830	539 849	687 896	75,1	70,9	-11,1	-21,5
Not identified	0	1	1	24	0,0	0,0	-100,0	-95,8
TOTAL	120 662	145 515	761 285	993 702	100,0	100,0	-17,1	-23,4

8 months 2025





PASSENGER CARS

Top 25 model ranking of new passenger car sales in Russia in August and 8 months 2025

Rank	Model	Brand	August 2025	August 2024	8 months 2025	8 months 2024	Change August 2025 vs 2024, %	Change 8 months 2025 vs 2024, %
1	GRANTA	LADA	12 924	18 928	94 357	134 455	-31,7	-29,8
2	VESTA	LADA	6 328	11 273	55 909	83 744	-43,9	-33,2
3	JOLION	HAVAL	6 640	8 952	37 828	52 831	-25,8	-28,4
4	TIGGO 7 PRO MAX	CHERY	4 145	7 972	30 242	38 714	-48,0	-21,9
5	NIVA LEGEND	LADA	3 050	3 709	21 369	30 803	-17,8	-30,6
6	NIVA TRAVEL	LADA	2 540	3 993	21 232	33 395	-36,4	-36,4
7	X50	BELGEE	5 099	3 195	20 792	21 081	59,6	-1,4
8	UNI-S	CHANGAN	3 488	0	19 986	0		
9	MONJARO	GEELY	3 135	3 805	19 551	31 287	-17,6	-37,5
10	LARGUS	LADA	2 604	733	18 022	1 479	255,3	1 118,5
11	M6	HAVAL	3 141	3 970	17 498	24 523	-20,9	-28,6
12	TIGGO 4 PRO	CHERY	1 991	5 532	16 437	32 622	-64,0	-49,6
13	TIGGO 4	CHERY	2 430	0	15 188	39		38 843,6
14	C5	OMODA	2 156	3 640	14 921	27 016	-40,8	-44,8
15	DASHING	JETOUR	2 422	1 443	13 176	9 848	67,8	33,8
16	F7	HAVAL	2 039	761	12 876	11 929	167,9	7,9
17	X70	BELGEE	2 705	287	11 380	358	842,5	3 078,8
18	ATLAS	GEELY	1 706	2 982	10 026	10 565	-42,8	-5,1
19	CS35	CHANGAN	1 317	2 256	9 129	13 879	-41,6	-34,2
20	H3	HAVAL	1 393	1 514	9 066	3 041	-8,0	198,1
21	J7	JAECOO	817	1 720	8 885	12 248	-52,5	-27,5
22	MOSKVICH 3	MOSKVICH	1 059	1 291	8 155	10 670	-18,0	-23,6
23	TIGGO 8 PRO MAX	CHERY	1 241	1 403	7 372	10 254	-11,5	-28,1
24	X CROSS 7	XCITE	2 068	845	6 707	2 054	144,7	226,5
25	DARGO	HAVAL	997	2 410	6 461	15 720	-58,6	-58,9

8 months 2025

LADA VESTA
55 909 units **-33,2%**



LADA GRANTA
94 357 units **-29,8%**



HAVAL JOLION
37 828 units **-28,4%**





PASSENGER CARS

Sales of new electric cars (BEV) in Russia in August and 8 months 2025 by brand

Brand / electric cars	August 2025	August 2024	8 months 2025	8 months 2024	Change August 2025 vs 2024, %	Change 8 months 2025 vs 2024, %
ZEEKR	270	605	2 042	5 621	-55,4	-63,7
EVOLUTE	147	107	938	990	37,4	-5,3
MOSKVICH	88	132	687	921	-33,3	-25,4
AVATR	117	44	556	538	165,9	3,3
BYD	88	30	345	410	193,3	-15,9
ORA	22	46	325	195	-52,2	66,7
GEELY	22	1	228	15	2100,0	1420,0
TESLA	40	27	202	561	48,1	-64,0
XIAOMI	29	29	180	55	0,0	227,3
AMBERAVTO	90	19	156	72	373,7	116,7
VOLKSWAGEN	14	60	113	920	-76,7	-87,7
VOYAH	7	22	87	249	-68,2	-65,1
BMW	19	17	77	264	11,8	-70,8
MERCEDES	7	8	75	94	-12,5	-20,2
HONGQI	9	18	71	107	-50,0	-33,6
PORSCHE	12	5	59	63	140,0	-6,3
HONDA	8	20	51	314	-60,0	-83,8
LEXUS	6	1	49	29	500,0	69,0
LI XIANG	4	12	41	147	-66,7	-72,1
CHERY	11	1	40	22	1000,0	81,8
HIPHI	9	11	37	87	-18,2	-57,5
TOYOTA	7	10	33	105	-30,0	-68,6
AUDI	8	3	32	50	166,7	-36,0
LOTUS	6	10	31	182	-40,0	-83,0
NIO	7	6	31	52	16,7	-40,4
HUAWEI AITO	2	6	25	23	-66,7	8,7
ROLLS ROYCE	3	4	25	21	-25,0	19,0
KIA	4	2	22	28	100,0	-21,4
MG	2	2	22	27	0,0	-18,5
DENZA	1	0	21	20		5,0
HYUNDAI	5	2	17	23	150,0	-26,1
GAC	2	0	13	11		18,2
NISSAN	4	8	12	47	-50,0	-74,5
MINI	0	0	9	4		125,0
BAW	0	0	8	1		700,0
HOZON	2	1	8	10	100,0	-20,0
SAIC-GM-WULING	1	5	8	59	-80,0	-86,4
SKYWELL	0	26	7	73	-100,0	-90,4
CHANGAN	1	4	6	39	-75,0	-84,6
MAZDA	1	0	5	0		
CADILLAC	1	0	5	9		-44,4
BAOJUN	2	0	5	7		-28,6



PASSENGER CARS

Brand / electric cars	August 2025	August 2024	8 months 2025	8 months 2024	Change August 2025 vs 2024, %	Change 8 months 2025 vs 2024, %
KAIYI	0	0	4	0		
BESTUNE	1	0	4	452		-99,1
FORTHING	1	2	4	5	-50,0	-20,0
EXEED	2	0	3	3		0,0
VOLVO	0	0	3	4		-25,0
ROX	0	0	3	4		-25,0
FORD	1	2	3	6	-50,0	-50,0
YANGWANG	1	0	3	3		0,0
LEAPMOTOR	0	1	3	14	-100,0	-78,6
LUXEED	0	0	3	0		
SMART	0	0	3	5		-40,0
XIAOPENG	0	2	3	11	-100,0	-72,7
JAC	0	0	2	0		
ŠKODA	0	0	2	0		
LYNK AND CO	1	0	2	0		
STELATO	0	0	2	0		
LADA	0	0	1	3		-66,7
JETOUR	0	0	1	1		0,0
JAECOO	0	0	1	0		
BAIC	0	0	1	1		0,0
DONGFENG	0	0	1	2		-50,0
CHEVROLET	0	1	1	3	-100,0	-66,7
GENESIS	0	0	1	2		-50,0
ACURA	0	0	1	0		
WULING	0	0	1	1		0,0
LUCID	0	0	1	1		0,0
KAMA	1	0	1	4		-75,0
ARCFOX	0	2	1	5	-100,0	-80,0
IM	0	0	1	0		
JIDU	0	0	1	0		
HAVAL	0	0	0	3		-100,0
BELGEE	0	0	0	2		-100,0
OMODA	0	0	0	1		-100,0
TANK	0	0	0	1		-100,0
WEY	0	0	0	1		-100,0
MITSUBISHI	0	0	0	5		-100,0
PEUGEOT	0	0	0	1		-100,0
JAGUAR	0	0	0	6		-100,0
FIAT	0	0	0	1		-100,0
DACIA	0	0	0	1		-100,0
ROEWE	0	0	0	1		-100,0
SOKON	0	0	0	1		-100,0
POLESTAR	0	0	0	1		-100,0
WELTMEISTER	0	0	0	3		-100,0



PASSENGER CARS

Brand / electric cars	August 2025	August 2024	8 months 2025	8 months 2024	Change August 2025 vs 2024, %	Change 8 months 2025 vs 2024, %
ENOVATE	0	0	0	1		-100,0
RIVIAN	0	0	0	3		-100,0
ZHIJI	0	0	0	6		-100,0
IM MOTORS	0	0	0	1		-100,0
TOTAL	1 086	1 314	6 765	13 034	-17,4	-48,1
TOTAL Russian brands	326	258	1 783	1 990	26,4	-10,4
TOTAL foreign brands	760	1 056	4 982	11 044	-28,0	-54,9

8 months 2025

ZEEKR 001

1 105 units **-69,5%**

EVOLUTE I-PRO

727 units **10,3%**

MOSKVICH 3E

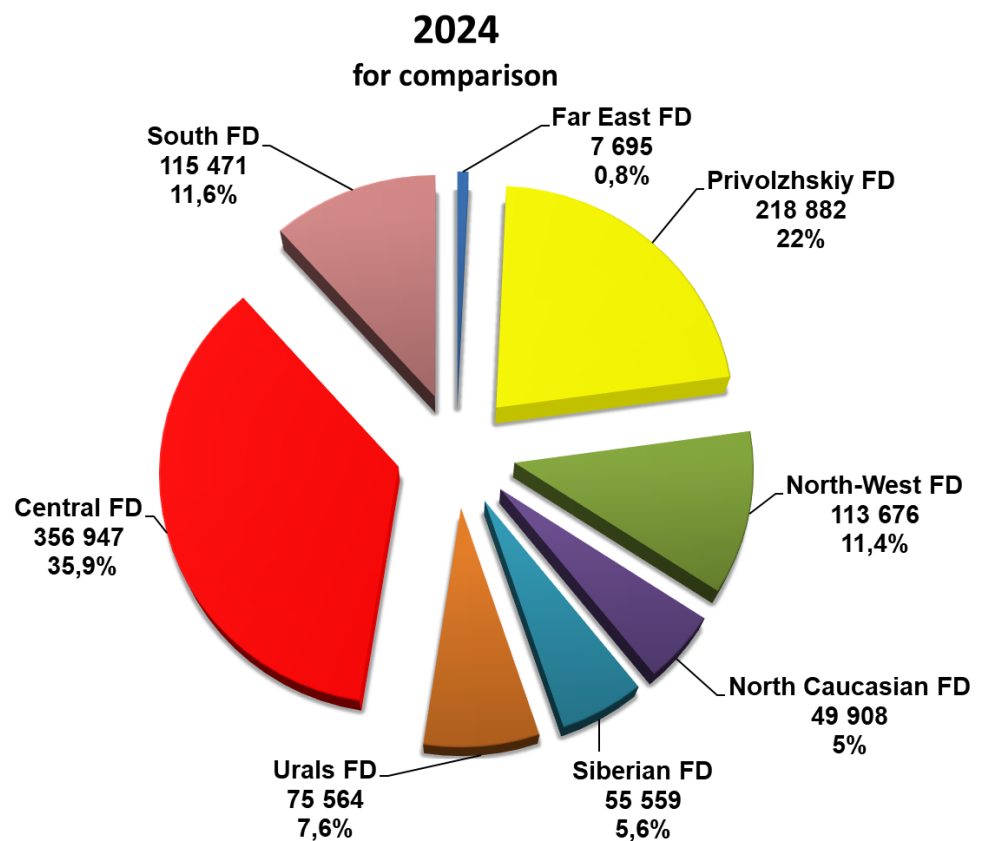
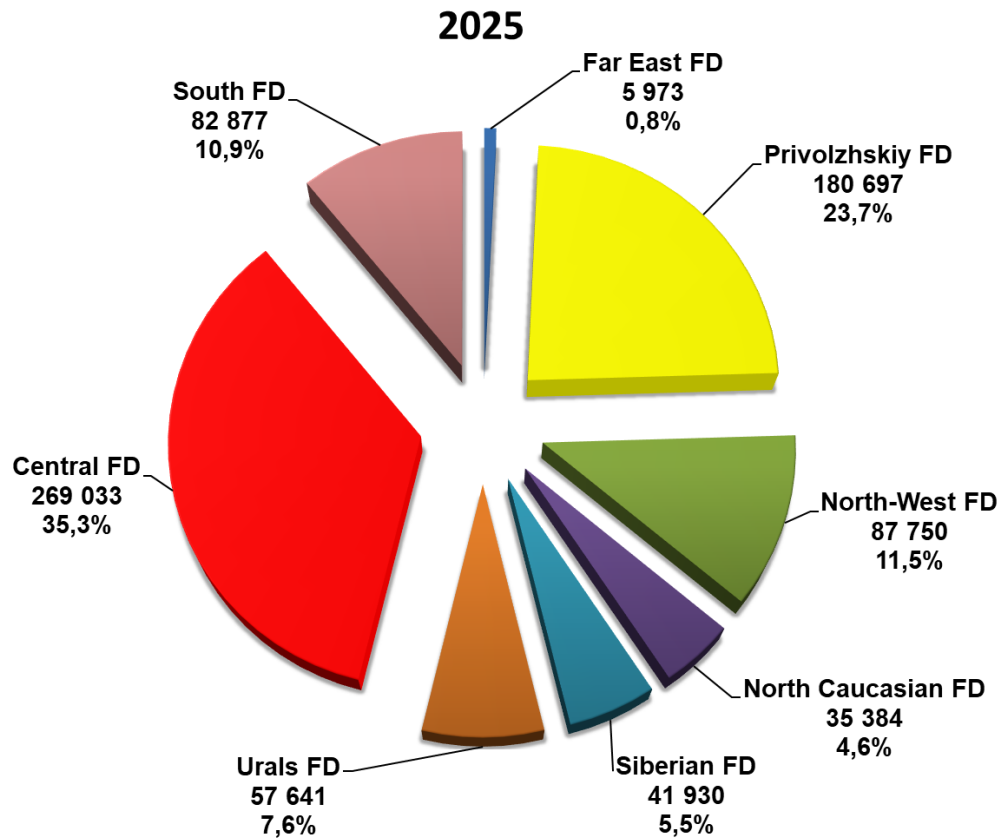
687 units **-25,4%**





PASSENGER CARS

Structure of new car sales in Russia in 8 months 2025 by Federal District





LIGHT COMMERCIAL VEHICLES

Sales of new light commercial vehicles in Russia Including light trucks (N1 category) and minibuses (M2 category) in August and 8 months 2025 by brand (without pickups)

Brand	August 2025	August 2024	8 months 2025	8 months 2024	Change August 2025 vs 2024, %	Change 8 months 2025 vs 2024, %
GAZ	3 194	4 700	24 111	36 338	-32,0	-33,6
LADA	1 302	884	9 929	4 396	47,3	125,9
UAZ	729	1 404	7 405	11 729	-48,1	-36,9
SOLLERS	628	1 160	4 465	6 527	-45,9	-31,6
MERCEDES	151	130	1 189	836	16,2	42,2
FOTON	176	70	1 046	464	151,4	125,4
DONGFENG	78	241	649	1 397	-67,6	-53,5
KAMAZ	56	132	586	767	-57,6	-23,6
FORD	62	55	464	502	12,7	-7,6
FIAT	27	19	254	151	42,1	68,2
PEUGEOT	24	31	185	231	-22,6	-19,9
CHANGAN	10	21	108	186	-52,4	-41,9
VOLKSWAGEN	11	33	93	270	-66,7	-65,6
RENAULT	8	12	90	100	-33,3	-10,0
IVECO	12	29	88	190	-58,6	-53,7
CITROEN	12	10	77	100	20,0	-23,0
AVRORA	0	0	43	0		
AVIOR	13	0	35	0		
HYUNDAI	3	12	31	49	-75,0	-36,7
SUZUKI	12	11	26	107	9,1	-75,7
KIA	2	13	24	120	-84,6	-80,0
TOYOTA	4	15	24	60	-73,3	-60,0
FAW	11	3	23	6	266,7	283,3
MAXUS	2	2	22	24	0,0	-8,3
LANDWIND JIANGLING - JMC	8	1	19	3	700,0	533,3
SHAANXI	4	0	17	0		
SHANQI	4	0	17	0		
NISSAN	0	0	16	5		220,0
WULING	1	4	16	22	-75,0	-27,3
MAZ	2	2	13	7	0,0	85,7
OPEL	2	4	13	19	-50,0	-31,6
MAN	5	0	11	2		450,0
BAW	0	18	9	81	-100,0	-88,9
LINXYS	1	0	8	0		
MITSUBISHI	2	0	8	3		166,7
SOVA	2	0	8	0		
JAC	1	4	6	68	-75,0	-91,2
GMC	2	0	5	3		66,7
EVM	0	1	3	4	-100,0	-25,0
FARIZON	2	0	3	4		-25,0
SHINERAY	0	0	3	5		-40,0



LIGHT COMMERCIAL VEHICLES

Brand	August 2025	August 2024	8 months 2025	8 months 2024	Change August 2025 vs 2024, %	Change 8 months 2025 vs 2024, %
FORTHING	0	1	2	11	-100,0	-81,8
GEELY	0	0	2	0		
JINBEI	0	0	2	3		-33,3
KAMA	0	0	2	0		
LOGEM	0	0	2	0		
BESTUNE	0	0	1	0		
DAIHATSU	0	1	1	2	-100,0	-50,0
DFSK	0	0	1	7		-85,7
HOWO	0	0	1	0		
KAMAG	0	0	1	1		0,0
NORMAX	1	0	1	0		
QILING	0	0	1	0		
SRM	0	0	1	0		
BRILLIANCE	0	0	0	1		-100,0
CHERY	0	0	0	1		-100,0
CHUSHENG	0	0	0	1		-100,0
JENHOO	0	0	0	1		-100,0
RUIYASHENG	0	0	0	1		-100,0
SDAC	0	14	0	14	-100,0	-100,0
TOTAL	6 564	9 037	51 160	64 819	-27,4	-21,1
TOTAL Russian brands	5 911	8 281	46 552	59 761	-28,6	-22,1
TOTAL foreign brands	653	756	4 608	5 058	-13,6	-8,9



LIGHT COMMERCIAL VEHICLES

Top 25 model ranking of new LCV sales including light trucks (N1 category) and minibuses (M2 category) in Russia, in August and 8 months 2025 (without pickups)

Rank	Model	Brand	August 2025	August 2024	8 months 2025	8 months 2024	Change August 2025 vs 2024, %	Change 8 months 2025 vs 2024, %
1	GAZelle NEXT	GAZ	1 696	2 892	12 909	21 514	-41,4	-40,0
2	LARGUS FURGON	LADA	924	337	6 220	589	174,2	956,0
3	3302 GAZelle	GAZ	478	594	3 956	5 046	-19,5	-21,6
4	ATLANT	SOLLERS	539	931	3 484	5 155	-42,1	-32,4
5	2349 WIS	LADA	351	492	3 389	3 471	-28,7	-2,4
6	3909	GAZ	314	630	3 061	5 172	-50,2	-40,8
7	2752 SOBOL	GAZ	311	397	2 696	3 828	-21,7	-29,6
8	PROFI	UAZ	231	420	2 102	3 231	-45,0	-34,9
9	SOBOL NN	GAZ	186	184	1 200	1 196	1,1	0,3
10	2310 SOBOL	GAZ	134	112	1 192	1 211	19,6	-1,6
11	TOANO	FOTON	176	70	1 044	464	151,4	125,0
12	V-CLASS	MERCEDES	130	113	1 022	645	15,0	58,4
13	ARGO	SOLLERS	87	229	895	1 372	-62,0	-34,8
14	2206	UAZ	72	138	767	1 341	-47,8	-42,8
15	3221 GAZelle	GAZ	119	190	665	1 441	-37,4	-53,9
16	3741	UAZ	39	126	665	824	-69,0	-19,3
17	KOMPAS 5 4X2	KAMAZ	56	132	586	767	-57,6	-23,6
18	GAZelle NN	GAZ	99	128	541	623	-22,7	-13,2
19	TRANSIT	FORD	59	52	438	492	13,5	-11,0
20	2217 SOBOL	GAZ	74	98	434	687	-24,5	-36,8
21	3962	UAZ	8	18	432	587	-55,6	-26,4
22	2705 GAZelle	GAZ	61	65	333	569	-6,2	-41,5
23	CAPTAIN T	DONGFENG	27	141	306	917	-80,9	-66,6
24	2346 WIS	LADA	23	49	279	330	-53,1	-15,5
25	3303	UAZ	30	39	229	263	-23,1	-12,9

8 months 2025

GAZelle NEXT

12 909 units **-40%**

LADA LARGUS FURGON

6 220 units **956%**

GAZ GAZelle 3302

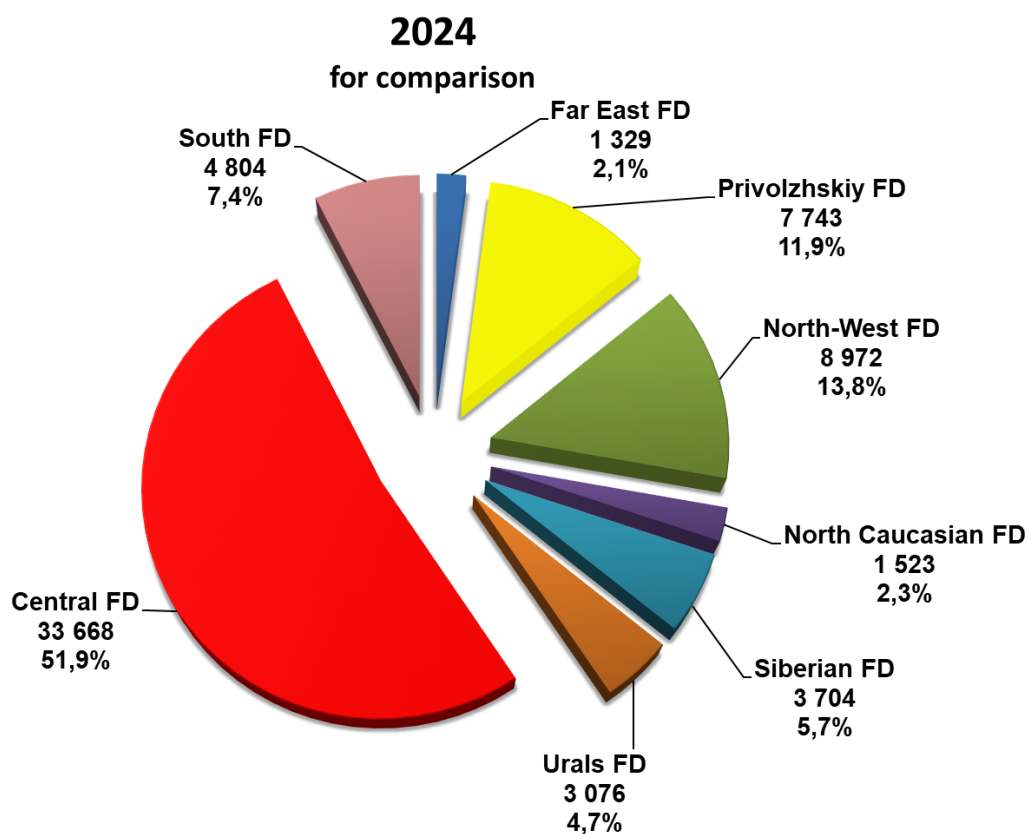
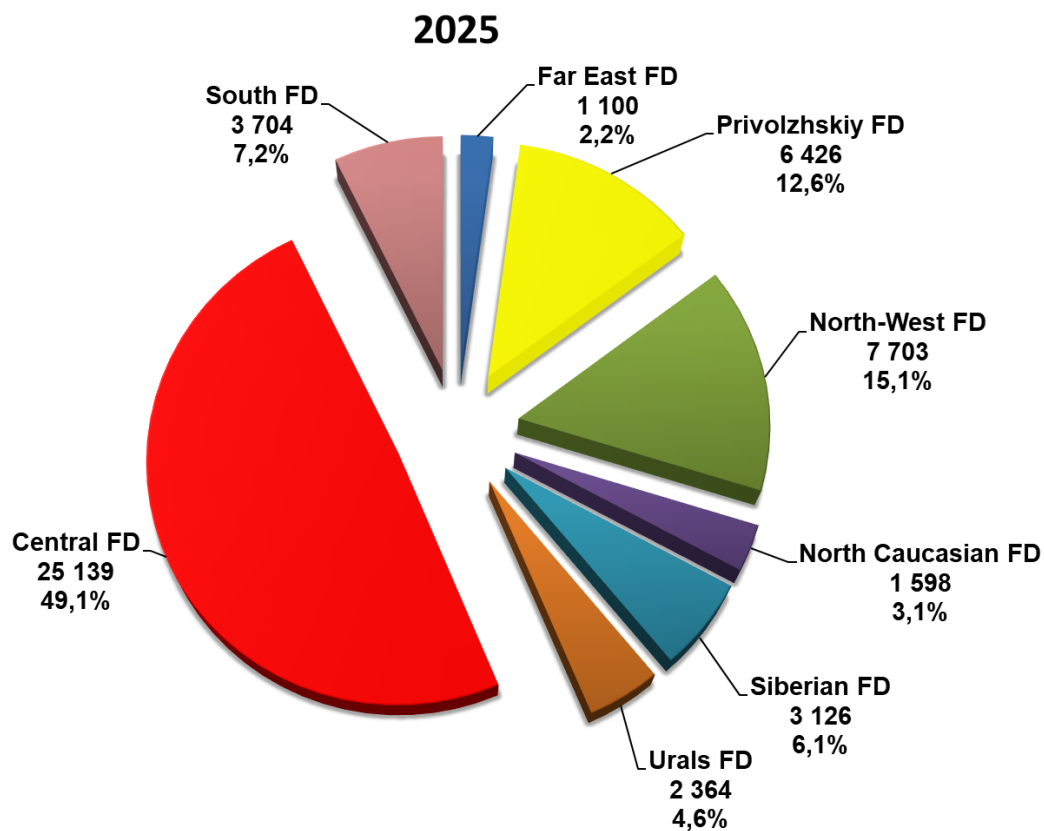
3 956 units **-21,6%**





LIGHT COMMERCIAL VEHICLES

Structure of new LCV sales including light trucks (N1 category) and minibuses (M2 category) in Russia in 8 months 2025 by Federal District

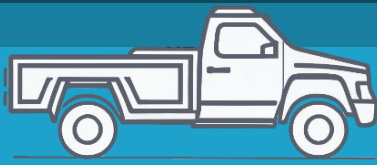




PICKUPS

Sales of new pickups in Russia in August and 8 months 2025 by brand

Brand	August 2025	August 2024	8 months 2025	8 months 2024	Change August 2025 vs 2024, %	Change 8 months 2025 vs 2024, %
JAC	312	634	3 148	3 182	-50,8	-1,1
GREAT WALL	351	593	2 337	4 738	-40,8	-50,7
UAZ	197	323	1 678	2 610	-39,0	-35,7
SOLLERS	190	293	1 626	1 684	-35,2	-3,4
FOTON	83	67	1 190	437	23,9	172,3
CHANGAN	164	349	1 139	1 609	-53,0	-29,2
DODGE	163	107	981	1 117	52,3	-12,2
FORD	51	49	329	203	4,1	62,1
MITSUBISHI	34	122	313	780	-72,1	-59,9
TOYOTA	36	92	213	643	-60,9	-66,9
LANDWIND JIANGLING - JMC	24	9	189	62	166,7	204,8
DONGFENG	27	45	165	323	-40,0	-48,9
ISUZU	13	42	122	189	-69,0	-35,4
TESLA	3	0	34	3		1 033,3
GMC	6	4	32	39	50,0	-17,9
NISSAN	1	1	16	13	0,0	23,1
HUANGHAI	4	0	9	7		28,6
CHEVROLET	0	2	7	15	-100,0	-53,3
MAXUS	1	0	6	8		-25,0
VOLKSWAGEN	3	0	6	18		-66,7
GEELY	1	3	5	22	-66,7	-77,3
HYUNDAI	2	1	4	9	100,0	-55,6
JEEP	0	3	2	17	-100,0	-88,2
ZX-AUTO	0	0	2	0		
HOWO	0	0	1	0		
QINGLING	1	0	1	0		
SUBARU	1	0	1	0		
KAICENE	0	0	0	2		-100,0
LADA	0	0	0	1		-100,0
RIVIAN	0	0	0	1		-100,0
VGX	0	0	0	2		-100,0
TOTAL	1 668	2 739	13 556	17 734	-39,1	-23,6
TOTAL Russian brands	387	616	3 304	4 295	-37,2	-23,1
TOTAL foreign brands	1 281	2 123	10 252	13 439	-39,7	-23,7



PICKUPS

Top 15 model ranking of new pickup sales in Russia in August and 8 months 2025

Rank	Model	Brand	August 2025	August 2024	8 months 2025	8 months 2024	Change August 2025 vs 2024, %	Change 8 months 2025 vs 2024, %
1	T9 HUNTER	JAC	197	328	1 988	931	-39,9	113,5
2	2363 PICKUP	UAZ	197	323	1 678	2 610	-39,0	-35,7
3	ST6	SOLLERS	122	293	1 421	1 684	-58,4	-15,6
4	POER	GREAT WALL	141	413	1 248	853	-65,9	46,3
5	TUNLAND	FOTON	81	67	1 179	437	20,9	169,8
6	HUNTER PLUS	CHANGAN	164	348	1 135	1 595	-52,9	-28,8
7	POER KINGKONG	GREAT WALL	210	178	1 084	3 855	18,0	-71,9
8	RAM	PICKUP	163	107	981	1 117	52,3	-12,2
9	T8 PRO	JAC	96	287	848	1 814	-66,6	-53,3
10	L200	MITSUBISHI	34	121	312	779	-71,9	-59,9
11	T8	JAC	18	0	296	67		341,8
12	RANGER	FORD	39	39	249	133	0,0	87,2
13	ST8	SOLLERS	68	0	205	0		
14	VIGUS	JMC	24	8	179	43	200,0	316,3
15	RICH	DONGFENG	26	45	160	321	-42,2	-50,2

8 months 2025

UAZ 2363 PICKUP
1 678 units **-35,7%**



JAC T9 HUNTER
1 988 units **113,5%**



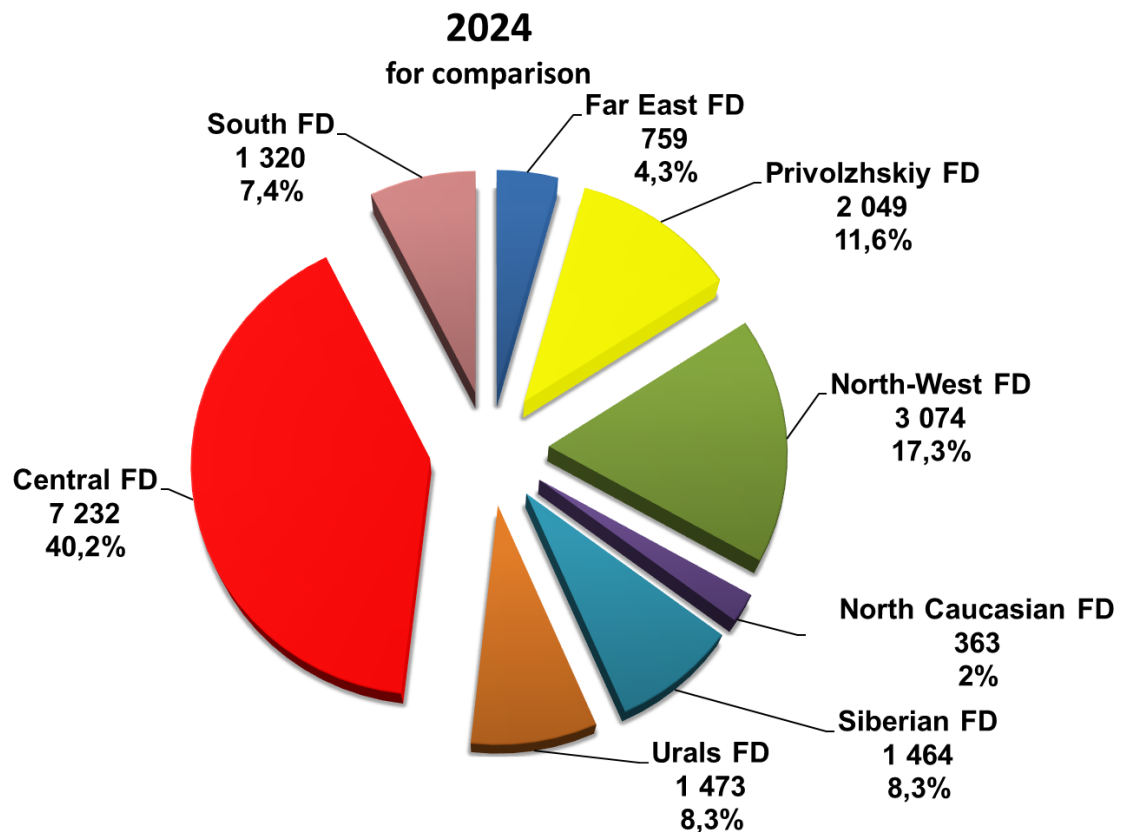
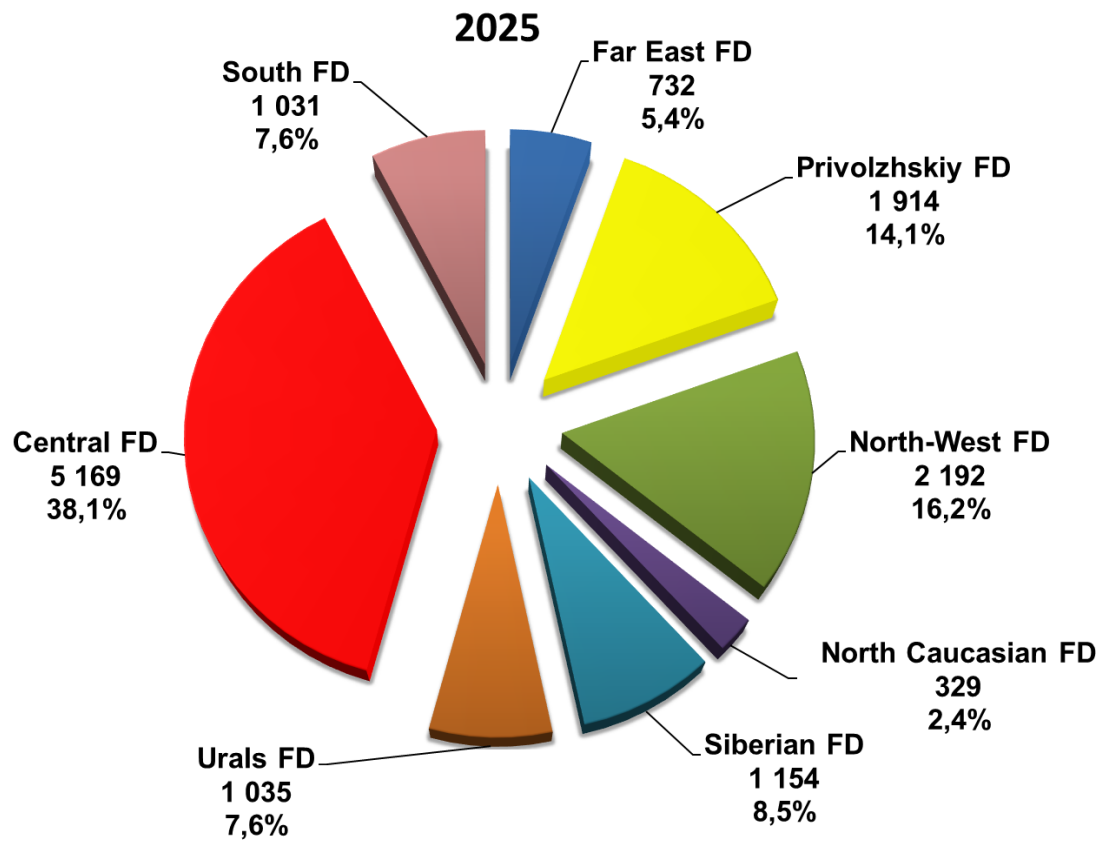
SOLLERS ST6
1 421 units **-15,6%**





PICKUPS

Structure of sales of new pickups in Russia in 8 months 2025 by Federal District



OUR CONTACTS



ASM Holding, OAO

21/5, Entrance 6, Kuznetsky Most Street, Moscow 107031

Contract Department, tel.: +7 495 626 0944

e-mail: inf@asm-holding.ru

Head of Market Research Centre – **VASILY SEIN**

e-mail: vasein@asm-holding.ru

Telegram: [@marketASM](https://www.instagram.com/@marketASM)

Project Manager – **ALEXANDER STERLIKOV**

Mobile: +7 905 747 2431

e-mail: sterlikov@asm-holding.ru

Website: www.asm-holding.ru

Telegram: [@ASMHOLDING](https://www.instagram.com/@ASMHOLDING)

Vkontakte: [oaoasmholding](https://vk.com/oaoasmholding)



Association of Russian Automakers (OAR)

8, Novovladykinsky Proezd, bldg. 5, POB 81, Moscow 127106

Tel.: +7 495 739 7095

e-mail: info_oar@mail.ru

Adviser for International Cooperation – **YURI KRAVTSOV**

e-mail: kravtsov_oar@mail.ru

Website: www.oar-info.ru