



11 AUGUST 2025

AUTOMOBILE MARKET OF RUSSIA IN JULY AND JANUARY-JULY 2025 NEW PASSENGER CARS, LIGHT COMMERCIAL VEHICLES AND PICKUPS

In July 2025, sales of new passenger cars, light commercial vehicles and pickups in Russia fell by 12.3% year-on-year to 127 978 vehicles. The total sales in the first seven months of 2025 were 697 107 units, down 24.1% year-on-year.*

Sales results by type of motor vehicles:

- Passenger cars – 118 971 units in July 2025, down 11.7% YOY; 640 623 units in January-July 2025, down 24.5% YOY.
Among them electric vehicles (BEVs) – 1 256 units in July 2025, up 12.2% YOY; 5 679 units in January-July 2025, down 51.5% YOY.
- Light commercial vehicles including light trucks (N1 category, without pickups) and minibuses (M2 category) – 7 200 units in July 2025, down 15.1% YOY; 44 596 units in January-July 2025, down 20.1% YOY.
- Pickups – 1 807 units in July 2025, down 30.7% YOY; 11 888 units in January-July 2025, down 20.6% YOY.

*(without sales to military, law enforcement and diplomatic agencies in the RF)

COMMENT:

Vasily Sein, Head of the Market Research Centre at ASM Holding, commented:

According to the ASM Holding's data, sales of new passenger cars in July 2025 were 118 971 units and fell by 11.7% as compared to July 2024. The car sales in January-July 2025 were 640 623 units, which is 24.5% less than those in the same period of the last year. The sales results in July lead us to hope that the second half-year will bring more success in new car sales. The sales of foreign-branded cars in the first seven months of 2025 fell by 27% year-on-year to 423 096 units, while sales of Russian brands were down 19% to 217 527 cars. The top-3 best-selling passenger car brands in January-July 2025 include LADA with 184 107 vehicles sold (down 25%), followed by HAVAL with 77 155 vehicles sold (down 22%) and CHERY with 68 874 vehicles sold (down 20%). Sales of battery electric vehicles (BEVs) in January-July 2025 fell by 51.5% year-over-year (vs. 11 720 units), however BEV sales in July were 30% more than those in June 2025 (963 units).

In the segment of light commercial vehicles, the sales in July 2025 were up 31% from June 2025 (5 506 units). Totally, in the first seven months of this year, LCV sales were 44 596 units, down 20% year-on-year. Sales of foreign-branded LCVs in January-July 2025 declined slightly (down 8% to 3 955 units), while sales of domestic brands fell by 21% to 40 641 units. The best sales results in January-July 2025 were shown by the Russian brands: GAZ – 20 917 units (down 34%), LADA – 8 627 units (growth by 2.5 times), and UAZ – 6 676 units (down 35%). The share of GAZ brand in January-July 2025 was 47% of the new LCV market. The best-selling LCV model in January-July 2025 is GAZelle NEXT (11 213 units sold, down 40%).

Sales of pickups in July 2025 have also shown growth by 27% vs. June 2025, but the sales in January-July 2025 fell by 21% year-on-year. Sales of Russian-branded pickups were 2 917 units (down 21%), while sales of foreign brands fell by 21% to 8 971 units. The top-3 best-selling pickup brands include JAC – 2 836 units (up 11%), GREAT WALL – 1 986 units (down 52%), and UAZ – 1 481 units (down 35%). The best-selling pickup model is JAC T9 HUNTER – 1 791 units. The share of foreign brands is 75% of the pickup market.

OUR CONTACTS:

ASM Holding, OAO

21/5, Kuznetsky Most St., 107031, Moscow, Russia

Tel: +7 (495) 626-09-44

e-mail: inf@asm-holding.ru

Association of Russian Automakers (OAR)

8, Novovladykinsky Proezd, bldg 5, POB 81, 127106, Moscow, Russia

Tel: +7 (495) 739 70 95

e-mail: info_oar@mail.ru



Developed by specialists of
AVTOSTAT-INFO



PASSENGER CARS

Sales of new passenger cars in Russia in July and 7 months 2025 by brand

Brand	July 2025	July 2024	7 months 2025	7 months 2024	Change July 2025 vs 2024, %	Change 7 months 2025 vs 2024, %
LADA	28 257	35 982	184 107	245 408	-21,5	-25,0
HAVAL	13 112	16 797	77 155	98 998	-21,9	-22,1
CHERY	13 532	14 329	68 874	86 430	-5,6	-20,3
GEELY	8 374	13 198	43 966	83 015	-36,6	-47,0
CHANGAN	7 693	11 127	36 812	59 273	-30,9	-37,9
BELGEE	6 511	3 742	24 368	17 957	74,0	35,7
JETOUR	4 408	3 563	20 144	18 131	23,7	11,1
OMODA	2 762	5 334	16 115	30 685	-48,2	-47,5
SOLARIS	3 324	1 985	13 823	5 724	67,5	141,5
JAECOO	1 517	2 508	11 335	13 326	-39,5	-14,9
EXEED	1 479	3 527	11 215	26 391	-58,1	-57,5
TOYOTA	2 719	1 144	10 745	9 262	137,7	16,0
TANK	1 458	2 506	9 675	15 760	-41,8	-38,6
GAC	2 508	1 434	9 459	8 174	74,9	15,7
MOSKVICH	1 340	1 429	8 708	11 173	-6,2	-22,1
BMW	1 387	647	6 667	6 459	114,4	3,2
LI XIANG	998	1 225	6 133	13 718	-18,5	-55,3
XCITE	1 962	742	5 491	1 209	164,4	354,2
KAIYI	1 218	710	4 562	4 411	71,5	3,4
KIA	1 006	1 173	4 039	9 468	-14,2	-57,3
MERCEDES	736	431	3 900	3 819	70,8	2,1
HYUNDAI	729	1 062	3 879	7 988	-31,4	-51,4
BAIC	519	1 289	3 878	6 473	-59,7	-40,1
SWM	412	285	3 564	892	44,6	299,6
HONGQI	743	640	3 446	3 224	16,1	6,9
VOYAH	680	561	3 435	6 044	21,2	-43,2
KNEWSTAR	591	0	3 423	0		
UAZ	642	752	3 416	5 072	-14,6	-32,6
JAC	333	818	2 479	3 778	-59,3	-34,4
VOLKSWAGEN	525	297	2 433	3 077	76,8	-20,9
SKODA	523	263	2 087	1 661	98,9	25,6
MAZDA	564	297	1 923	2 928	89,9	-34,3
ZEEKR	313	506	1 772	5 016	-38,1	-64,7
LEXUS	438	291	1 738	2 880	50,5	-39,7
SOUEAST	467	11	1 664	54	4 145,5	2 981,5
EVOLUTE	303	84	1 478	884	260,7	67,2
LAND ROVER	258	145	1 392	1 184	77,9	17,6
JETTA	48	378	1 360	2 245	-87,3	-39,4
DONGFENG	205	105	1 333	548	95,2	143,2
AUDI	287	204	1 323	1 766	40,7	-25,1
WEY	202	60	1 300	332	236,7	291,6
HUAWEI AITO	201	149	1 135	685	34,9	65,7



PASSENGER CARS

Brand	July 2025	July 2024	7 months 2025	7 months 2024	Change July 2025 vs 2024, %	Change 7 months 2025 vs 2024, %
PORSCHE	224	142	1 119	1 209	57,7	-7,4
LIVAN	360	390	1 104	2 090	-7,7	-47,2
HONDA	279	222	1 092	1 473	25,7	-25,9
FAW	321	338	1 086	3 779	-5,0	-71,3
BYD	203	62	880	572	227,4	53,8
TRUMPCHI	333	352	746	750	-5,4	-0,5
AVATR	124	57	610	494	117,5	23,5
NISSAN	125	81	589	713	54,3	-17,4
AEOLUS	95	113	565	574	-15,9	-1,6
SSANGYONG	353	6	559	38	5 783,3	1 371,1
SUBARU	108	140	426	1 032	-22,9	-58,7
DFSK	25	30	423	129	-16,7	227,9
SUZUKI	100	84	360	437	19,0	-17,6
DENZA	101	1	354	46	10 000,0	669,6
AVRORA	53	0	305	0		
ORA	10	31	303	149	-67,7	103,4
CHEVROLET	58	200	296	1 756	-71,0	-83,1
VOLVO	59	21	274	185	181,0	48,1
JEEP	44	52	271	400	-15,4	-32,2
MITSUBISHI	63	165	263	2 346	-61,8	-88,8
ROX	42	31	210	305	35,5	-31,1
CADILLAC	37	27	195	309	37,0	-36,9
PEUGEOT	34	12	192	103	183,3	86,4
LYNK AND CO	65	27	190	253	140,7	-24,9
MG	16	44	183	252	-63,6	-27,4
GENESIS	42	24	166	160	75,0	3,8
TESLA	39	32	162	534	21,9	-69,7
XIAOMI	24	18	151	26	33,3	480,8
VGV	27	0	137	0		
AURUS	3	8	132	62	-62,5	112,9
ROLLS ROYCE	27	14	127	77	92,9	64,9
FORD	23	32	122	211	-28,1	-42,2
BENTLEY	22	11	115	97	100,0	18,6
FORTHING	16	50	111	191	-68,0	-41,9
INFINITI	20	8	111	93	150,0	19,4
CITROEN	20	25	108	141	-20,0	-23,4
MINI	19	9	107	91	111,1	17,6
LAMBORGHINI	12	11	84	87	9,1	-3,4
AMBERAVTO	34	11	66	53	209,1	24,5
FERRARI	8	4	51	23	100,0	121,7
OSHAN	20	6	50	28	233,3	78,6
BAW	12	1	40	19	1 100,0	110,5
HAIMA	8	4	35	33	100,0	6,1
GMC	3	14	34	90	-78,6	-62,2



PASSENGER CARS

Brand	July 2025	July 2024	7 months 2025	7 months 2024	Change July 2025 vs 2024, %	Change 7 months 2025 vs 2024, %
VENUCIA	8	5	31	10	60,0	210,0
HIPHI	6	10	28	76	-40,0	-63,2
LOTUS	6	14	27	172	-57,1	-84,3
YANGWANG	3	10	25	114	-70,0	-78,1
NIO	7	3	24	46	133,3	-47,8
DAIHATSU	3	12	23	45	-75,0	-48,9
JAGUAR	3	4	18	42	-25,0	-57,1
LINCOLN	0	5	17	39	-100,0	-56,4
ASTON MARTIN	4	1	15	7	300,0	114,3
ALFA ROMEO	5	4	14	23	25,0	-39,1
SKYWELL	1	10	14	83	-90,0	-83,1
DODGE	3	14	13	87	-78,6	-85,1
ACURA	2	7	12	31	-71,4	-61,3
ZOTYE	0	0	8	3		166,7
ALPINA	1	0	7	7		0,0
FIAT	1	0	7	3		133,3
HOZON	2	0	7	10		-30,0
LEAPMOTOR	0	2	7	24	-100,0	-70,8
SAIC-GM-WULING	1	14	7	54	-92,9	-87,0
BUICK	6	4	6	36	50,0	-83,3
LUXEED	2	0	6	0		
RENAULT	3	8	6	186	-62,5	-96,8
MCLAREN	0	0	5	5		0,0
WULING	2	1	5	5	100,0	0,0
MASERATI	0	5	4	23	-100,0	-82,6
MAXUS	0	0	4	2		100,0
BAOJUN	0	1	3	7	-100,0	-57,1
DACIA	1	2	3	18	-50,0	-83,3
SAMSUNG	0	1	3	2	-100,0	50,0
SMART	1	2	3	5	-50,0	-40,0
XIAOPENG	1	0	3	9		-66,7
INEOS	1	0	2	1		100,0
IRAN KHODRO	0	0	2	10		-80,0
STELATO	0	0	2	0		
ARCFOX	0	0	1	3		-66,7
CHRYSLER	1	1	1	2	0,0	-50,0
GAZ	0	3	1	18	-100,0	-94,4
IM	0	0	1	0		
ISUZU	0	1	1	5	-100,0	-80,0
JIDU	1	0	1	0		
LUCID	1	0	1	1		0,0
CUPRA	0	0	0	2		-100,0
DAEWOO	0	1	0	4	-100,0	-100,0
DAYUN	0	0	0	1		-100,0



PASSENGER CARS

Brand	July 2025	July 2024	7 months 2025	7 months 2024	Change July 2025 vs 2024, %	Change 7 months 2025 vs 2024, %
ENOVATE	0	0	0	1		-100,0
IM MOTORS	0	0	0	1		-100,0
KAMA	0	0	0	4		-100,0
OPEL	0	1	0	1	-100,0	-100,0
POLESTAR	0	0	0	1		-100,0
RIVIAN	0	0	0	3		-100,0
ROEWE	0	1	0	9	-100,0	-100,0
SEAT	0	1	0	1	-100,0	-100,0
SEHOL	0	0	0	1		-100,0
SOKON	0	0	0	3		-100,0
WELTMEISTER	0	0	0	3		-100,0
ZHIJI	0	1	0	6	-100,0	-100,0
TOTAL	118 971	134 789	640 623	848 187	-11,7	-24,5
TOTAL Russian brands	35 918	40 996	217 527	269 607	-12,4	-19,3
TOTAL foreign brands	83 053	93 793	423 096	578 580	-11,5	-26,9

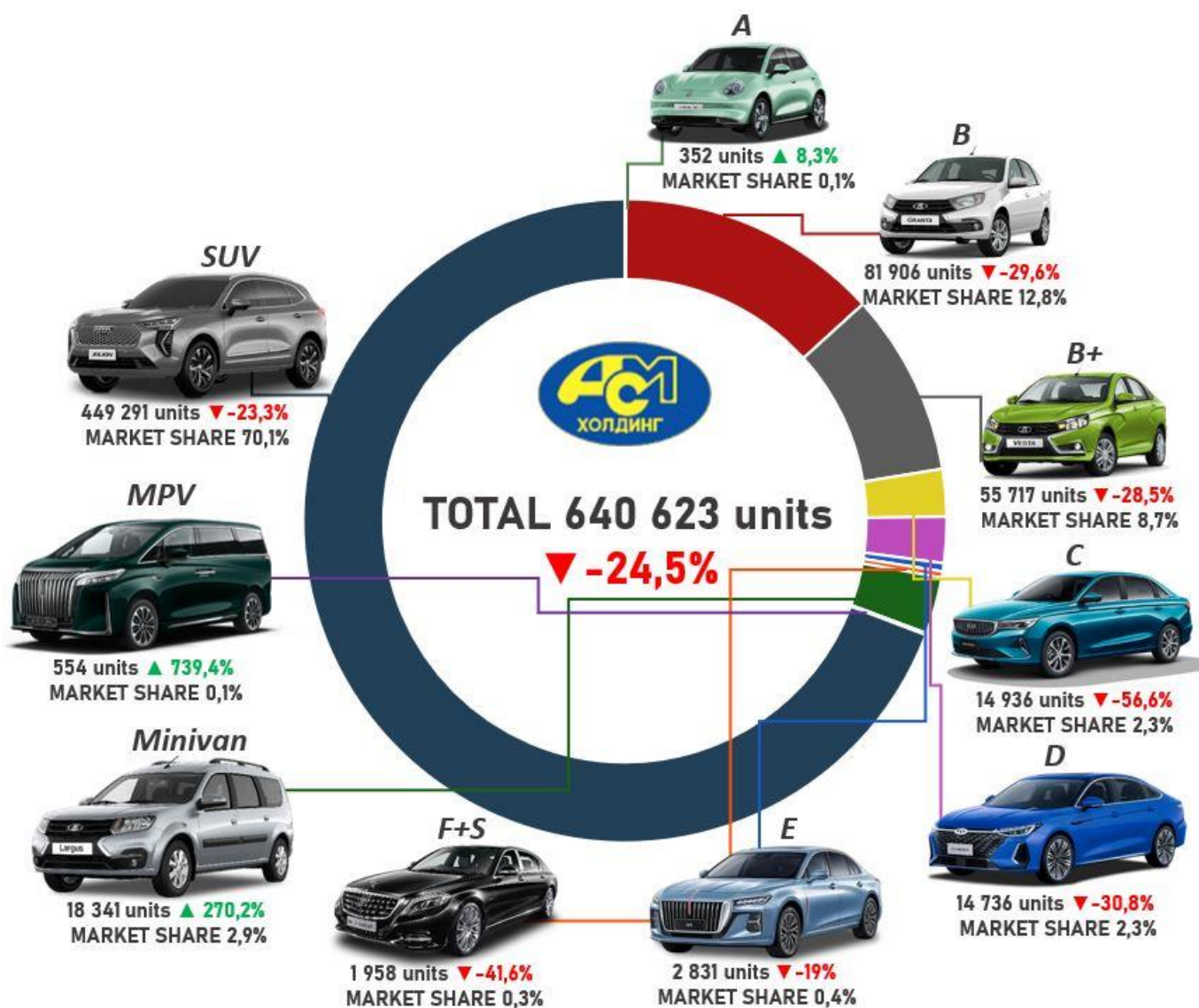


PASSENGER CARS

Sales of new passenger cars in Russia in July and 7 months 2025 by class

Class	July 2025	July 2024	7 months 2025	7 months 2024	Market share July 2025, %	Market share 7 months 2025, %	Change July 2025 vs 2024, %	Change 7 months 2025 vs 2024, %
A	28	47	352	325	0,0	0,1	-40,4	8,3
B	13 131	18 537	81 906	116 295	11,0	12,8	-29,2	-29,6
B+	7 880	11 796	55 717	77 922	6,6	8,7	-33,2	-28,5
C	2 512	5 342	14 936	34 400	2,1	2,3	-53,0	-56,6
D	2 670	3 276	14 736	21 291	2,2	2,3	-18,5	-30,8
E	693	481	2 831	3 493	0,6	0,4	44,1	-19,0
F+S	346	389	1 958	3 351	0,3	0,3	-11,1	-41,6
Minivan	3 463	1 139	18 341	4 955	2,9	2,9	204,0	270,2
MPV	75	16	554	66	0,1	0,1	368,8	739,4
SUV	88 173	93 761	449 291	586 066	74,1	70,1	-6,0	-23,3
Not identified	0	5	1	23	0,0	0,0	-100,0	-95,7
TOTAL	118 971	134 789	640 623	848 187	100,0	100,0	-11,7	-24,5

7 months 2025





PASSENGER CARS

Top 25 model ranking of new passenger car sales in Russia in July and 7 months 2025

Rank	Model	Brand	July 2025	July 2024	7 months 2025	7 months 2024	Change July 2025 vs 2024, %	Change 7 months 2025 vs 2024, %
1	GRANTA	LADA	13 041	18 394	81 433	115 527	-29,1	-29,5
2	VESTA	LADA	6 665	9 848	49 581	72 471	-32,3	-31,6
3	JOLION	HAVAL	5 549	8 357	31 188	43 879	-33,6	-28,9
4	TIGGO 7 PRO MAX	CHERY	4 843	6 124	26 097	30 742	-20,9	-15,1
5	NIVA TRAVEL	LADA	2 533	3 796	18 692	29 402	-33,3	-36,4
6	NIVA LEGEND	LADA	2 966	3 416	18 319	27 094	-13,2	-32,4
7	UNI-S	CHANGAN	3 746	0	16 498	0		
8	MONJARO	GEELY	3 158	3 795	16 416	27 482	-16,8	-40,3
9	X50	BELGEE	4 249	3 671	15 693	17 886	15,7	-12,3
10	LARGUS	LADA	2 849	525	15 418	746	442,7	1 966,8
11	TIGGO 4 PRO	CHERY	2 346	4 951	14 446	27 090	-52,6	-46,7
12	M6	HAVAL	2 305	3 405	14 357	20 553	-32,3	-30,1
13	C5	OMODA	2 085	3 860	12 765	23 376	-46,0	-45,4
14	TIGGO 4	CHERY	3 363	3	12 758	39	112 000,0	32 612,8
15	F7	HAVAL	1 592	719	10 837	11 168	121,4	-3,0
16	DASHING	JETOUR	2 827	1 239	10 754	8 405	128,2	27,9
17	X70	BELGEE	2 262	71	8 675	71	3 085,9	12 118,3
18	ATLAS	GEELY	1 693	2 383	8 320	7 583	-29,0	9,7
19	J7	JAECOO	990	1 498	8 068	10 528	-33,9	-23,4
20	CS35	CHANGAN	1 596	2 208	7 812	11 623	-27,7	-32,8
21	H3	HAVAL	904	947	7 673	1 527	-4,5	402,5
22	MOSKVICH 3	MOSKVICH	975	1 099	7 096	9 379	-11,3	-24,3
23	TIGGO 8 PRO MAX	CHERY	1 232	1 521	6 131	8 851	-19,0	-30,7
24	DARGO	HAVAL	935	2 473	5 464	13 310	-62,2	-58,9
25	COOLRAY	GEELY	1 005	2 104	5 067	15 628	-52,2	-67,6

7 months 2025

LADA VESTA
49 581 units **-31,6%**



LADA GRANTA
81 433 units **-29,5%**



HAVAL JOLION
31 188 units **-28,9%**





PASSENGER CARS

Sales of new electric cars (BEV) in Russia in July and 7 months 2025 by brand

Brand / electric cars	July 2025	July 2024	7 months 2025	7 months 2024	Change July 2025 vs 2024, %	Change 7 months 2025 vs 2024, %
ZEEKR	313	506	1 772	5 016	-38,1	-64,7
EVOLUTE	225	83	791	883	171,1	-10,4
MOSKVICH	249	77	599	789	223,4	-24,1
AVATR	87	57	439	494	52,6	-11,1
ORA	10	31	303	149	-67,7	103,4
BYD	66	31	257	380	112,9	-32,4
GEELY	29	1	206	14	2800,0	1371,4
TESLA	39	32	162	534	21,9	-69,7
XIAOMI	24	18	151	26	33,3	480,8
VOLKSWAGEN	18	70	99	860	-74,3	-88,5
VOYAH	5	19	80	227	-73,7	-64,8
MERCEDES	11	12	68	86	-8,3	-20,9
AMBERAVTO	34	11	66	53	209,1	24,5
HONGQI	16	9	62	89	77,8	-30,3
BMW	12	19	58	247	-36,8	-76,5
PORSCHE	9	3	47	58	200,0	-19,0
LEXUS	8	4	43	28	100,0	53,6
HONDA	8	19	43	294	-57,9	-85,4
LI XIANG	6	12	37	135	-50,0	-72,6
CHERY	10	3	29	21	233,3	38,1
HIPHI	6	10	28	76	-40,0	-63,2
TOYOTA	6	9	26	95	-33,3	-72,6
LOTUS	6	14	25	172	-57,1	-85,5
AUDI	6	5	24	47	20,0	-48,9
NIO	7	3	24	46	133,3	-47,8
HUAWEI AITO	1	6	23	17	-83,3	35,3
ROLLS ROYCE	4	4	22	17	0,0	29,4
DENZA	5	1	20	20	400,0	0,0
MG	4	1	20	25	300,0	-20,0
KIA	4	2	18	26	100,0	-30,8
HYUNDAI	4	3	12	21	33,3	-42,9
GAC	7	0	11	11		0,0
MINI	0	0	9	4		125,0
NISSAN	1	5	8	39	-80,0	-79,5
BAW	0	0	8	1		700,0
SKYWELL	0	5	7	47	-100,0	-85,1
SAIC-GM-WULING	1	14	7	54	-92,9	-87,0
HOZON	1	0	6	9		-33,3
CHANGAN	0	6	5	35	-100,0	-85,7
KAIYI	0	0	4	0		
MAZDA	1	0	4	0		
CADILLAC	0	0	4	9		-55,6



PASSENGER CARS

Brand / electric cars	July 2025	July 2024	7 months 2025	7 months 2024	Change July 2025 vs 2024, %	Change 7 months 2025 vs 2024, %
FAW	1	3	3	452	-66,7	-99,3
VOLVO	1	1	3	4	0,0	-25,0
ROX	1	0	3	4		-25,0
FORTHING	0	0	3	3		0,0
LEAPMOTOR	0	1	3	13	-100,0	-76,9
LUXEED	1	0	3	0		
SMART	1	2	3	5	-50,0	-40,0
XIAOPENG	1	0	3	9		-66,7
BAOJUN	0	1	3	7	-100,0	-57,1
JAC	0	0	2	0		
ŠKODA	1	0	2	0		
FORD	0	1	2	4	-100,0	-50,0
YANGWANG	1	0	2	3		-33,3
STELATO	0	0	2	0		
LADA	0	0	1	3		-66,7
JETOIR	1	0	1	1		0,0
JAECOO	0	0	1	0		
EXEED	0	0	1	3		-66,7
BAIC	0	0	1	1		0,0
DONGFENG	1	0	1	2		-50,0
CHEVROLET	1	0	1	2		-50,0
LYNK AND CO	0	0	1	0		
GENESIS	0	0	1	2		-50,0
ACURA	0	0	1	0		
WULING	0	1	1	1	-100,0	0,0
LUCID	1	0	1	1		0,0
ARCFOX	0	0	1	3		-66,7
IM	0	0	1	0		
JIDU	1	0	1	0		
HAVAL	0	0	0	3		-100,0
BELGEE	0	0	0	2		-100,0
OMODA	0	0	0	1		-100,0
TANK	0	0	0	1		-100,0
WEY	0	0	0	1		-100,0
MITSUBISHI	0	1	0	5	-100,0	-100,0
PEUGEOT	0	0	0	1		-100,0
JAGUAR	0	0	0	6		-100,0
FIAT	0	0	0	1		-100,0
DACIA	0	1	0	1	-100,0	-100,0
ROEWE	0	1	0	1	-100,0	-100,0
SOKON	0	0	0	1		-100,0
POLESTAR	0	0	0	1		-100,0
WELTMEISTER	0	0	0	3		-100,0
ENOVATE	0	0	0	1		-100,0



PASSENGER CARS

Brand / electric cars	July 2025	July 2024	7 months 2025	7 months 2024	Change July 2025 vs 2024, %	Change 7 months 2025 vs 2024, %
RIVIAN	0	0	0	3		-100,0
ZHIJI	0	1	0	6	-100,0	-100,0
KAMA	0	0	0	4		-100,0
IM MOTORS	0	0	0	1		-100,0
TOTAL	1 256	1 119	5 679	11 720	12,2	-51,5
TOTAL Russian brands	508	171	1 457	1 732	197,1	-15,9
TOTAL foreign brands	748	948	4 222	9 988	-21,1	-57,7

7 months 2025

ZEEKR 001

974 units **-69,6%**

EVOLUTE I-PRO

635 units **-1,9%**

MOSKVICH 3E

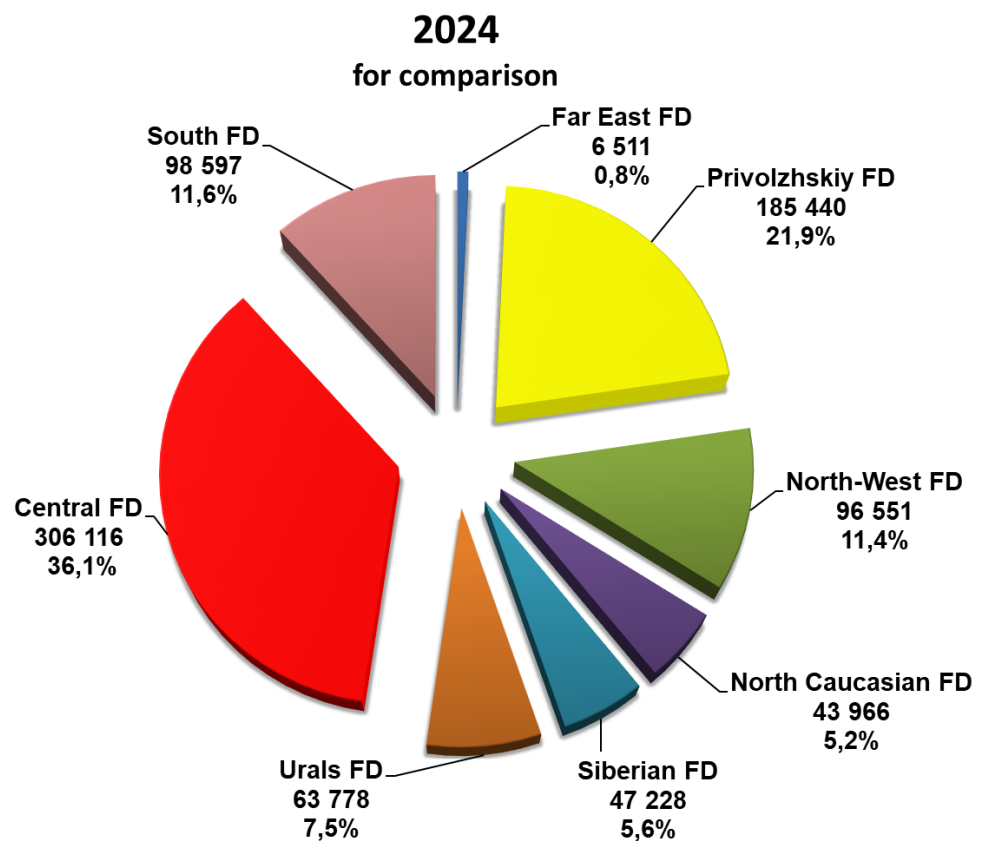
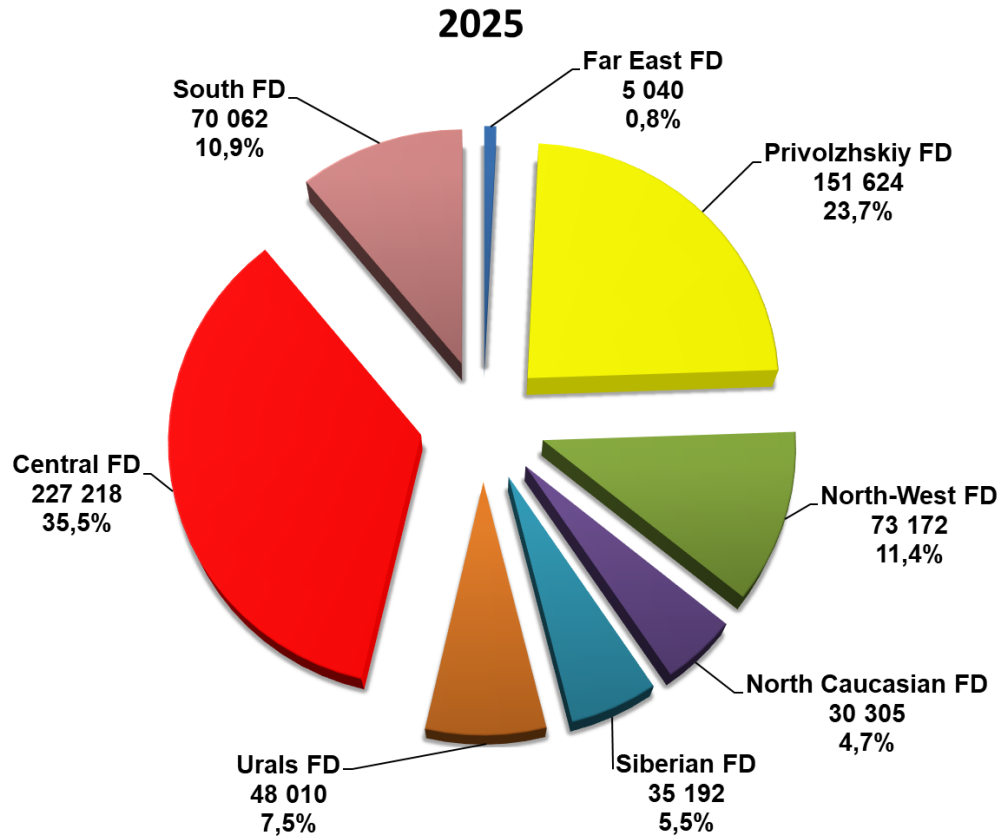
599 units **-24,1%**





PASSENGER CARS

Structure of new car sales in Russia in 7 months 2025 by Federal District





LIGHT COMMERCIAL VEHICLES

Sales of new light commercial vehicles in Russia Including light trucks (N1 category) and minibuses (M2 category) in July and 7 months 2025 by brand (without pickups)

Brand	July 2025	July 2024	7 months 2025	7 months 2024	Change July 2025 vs 2024, %	Change 7 months 2025 vs 2024, %
GAZ	3 418	4 529	20 917	31 638	-24,5	-33,9
LADA	1 568	765	8 627	3 512	105,0	145,6
UAZ	846	1 369	6 676	10 325	-38,2	-35,3
SOLLERS	638	1 019	3 837	5 367	-37,4	-28,5
MERCEDES	174	85	1 038	706	104,7	47,0
FOTON	156	69	870	394	126,1	120,8
DONGFENG	77	216	571	1 156	-64,4	-50,6
KAMAZ	79	132	530	635	-40,2	-16,5
FORD	63	42	402	447	50,0	-10,1
FIAT	36	24	227	132	50,0	72,0
PEUGEOT	29	50	161	200	-42,0	-19,5
CHANGAN	11	24	98	165	-54,2	-40,6
RENAULT	10	5	82	88	100,0	-6,8
VOLKSWAGEN	21	27	82	237	-22,2	-65,4
IVECO	10	29	76	161	-65,5	-52,8
CITROEN	8	11	65	90	-27,3	-27,8
AVRORA	1	0	43	0		
HYUNDAI	8	8	28	37	0,0	-24,3
AVIOR	6	0	22	0		
KIA	7	18	22	107	-61,1	-79,4
MAXUS	2	2	20	22	0,0	-9,1
TOYOTA	7	10	20	45	-30,0	-55,6
NISSAN	3	1	16	5	200,0	220,0
WULING	3	2	15	18	50,0	-16,7
SUZUKI	3	13	14	96	-76,9	-85,4
FAW	0	3	13	3	-100,0	333,3
SHAANXI	2	0	13	0		
SHANQI	1	0	13	0		
LANDWIND JIANGLING - JMC	0	1	11	2	-100,0	450,0
MAZ	3	0	11	5		120,0
OPEL	3	1	11	15	200,0	-26,7
BAW	0	14	9	63	-100,0	-85,7
LINXYS	0	0	7	0		
MAN	0	2	6	2	-100,0	200,0
MITSUBISHI	3	0	6	3		100,0
SOVA	2	0	6	0		
JAC	0	4	5	64	-100,0	-92,2
EVM	0	1	3	3	-100,0	0,0
GMC	1	0	3	3		0,0
SHINERAY	0	1	3	5	-100,0	-40,0



LIGHT COMMERCIAL VEHICLES

Brand	July 2025	July 2024	7 months 2025	7 months 2024	Change July 2025 vs 2024, %	Change 7 months 2025 vs 2024, %
FORTHING	0	2	2	10	-100,0	-80,0
GEELY	0	0	2	0		
JINBEI	0	0	2	3		-33,3
KAMA	1	0	2	0		
LOGEM	0	0	2	0		
DAIHATSU	0	0	1	1		0,0
DFSK	0	0	1	7		-85,7
FARIZON	0	0	1	4		-75,0
HOWO	0	0	1	0		
KAMAG	0	0	1	1		0,0
QILING	0	0	1	0		
SRM	0	0	1	0		
BRILLIANCE	0	0	0	1		-100,0
CHERY	0	0	0	1		-100,0
CHUSHENG	0	0	0	1		-100,0
JENHOO	0	0	0	1		-100,0
RUIYASHENG	0	0	0	1		-100,0
TOTAL	7 200	8 479	44 596	55 782	-15,1	-20,1
TOTAL Russian brands	6 553	7 815	40 641	51 480	-16,1	-21,1
TOTAL foreign brands	647	664	3 955	4 302	-2,6	-8,1



LIGHT COMMERCIAL VEHICLES

Top 25 model ranking of new LCV sales including light trucks (N1 category) and minibuses (M2 category) in Russia, in July and 7 months 2025 (without pickups)

Rank	Model	Brand	July 2025	July 2024	7 months 2025	7 months 2024	Change July 2025 vs 2024, %	Change 7 months 2025 vs 2024, %
1	GAZelle NEXT	GAZ	1 804	2 568	11 213	18 622	-29,8	-39,8
2	LARGUS FURGON	LADA	1 092	241	5 296	252	353,1	2 001,6
3	3302 GAZelle	GAZ	651	691	3 478	4 452	-5,8	-21,9
4	2349 WIS	LADA	417	475	3 038	2 979	-12,2	2,0
5	ATLANT	SOLLERS	477	797	2 945	4 224	-40,2	-30,3
6	3909	UAZ	358	602	2 747	4 542	-40,5	-39,5
7	2752 SOBOL	GAZ	393	474	2 385	3 431	-17,1	-30,5
8	PROFI	UAZ	280	403	1 871	2 811	-30,5	-33,4
9	2310 SOBOL	GAZ	166	146	1 058	1 099	13,7	-3,7
10	SOBOL NN	GAZ	152	148	1 014	1 012	2,7	0,2
11	V-CLASS	MERCEDES	151	64	892	532	135,9	67,7
12	TOANO	FOTON	156	69	868	394	126,1	120,3
13	ARGO	SOLLERS	130	222	808	1 143	-41,4	-29,3
14	2206	UAZ	68	134	695	1 203	-49,3	-42,2
15	3741	UAZ	63	111	626	698	-43,2	-10,3
16	3221 GAZelle	GAZ	83	204	546	1 251	-59,3	-56,4
17	KOMPAS 5 4X2	KAMAZ	79	132	530	635	-40,2	-16,5
18	GAZelle NN	GAZ	63	79	442	495	-20,3	-10,7
19	3962	UAZ	36	62	424	569	-41,9	-25,5
20	TRANSIT	FORD	58	42	379	440	38,1	-13,9
21	2217 SOBOL	GAZ	52	76	360	589	-31,6	-38,9
22	CAPTAIN T	DONGFENG	40	119	279	776	-66,4	-64,0
23	2705 GAZelle	GAZ	35	100	272	504	-65,0	-46,0
24	2346 WIS	LADA	31	49	256	281	-36,7	-8,9
25	3303	UAZ	26	38	199	224	-31,6	-11,2

7 months 2025

GAZelle NEXT

11 213 units **-39,8%**

LADA LARGUS FURGON

5 296 units **2001,6%**



GAZ GAZelle 3302

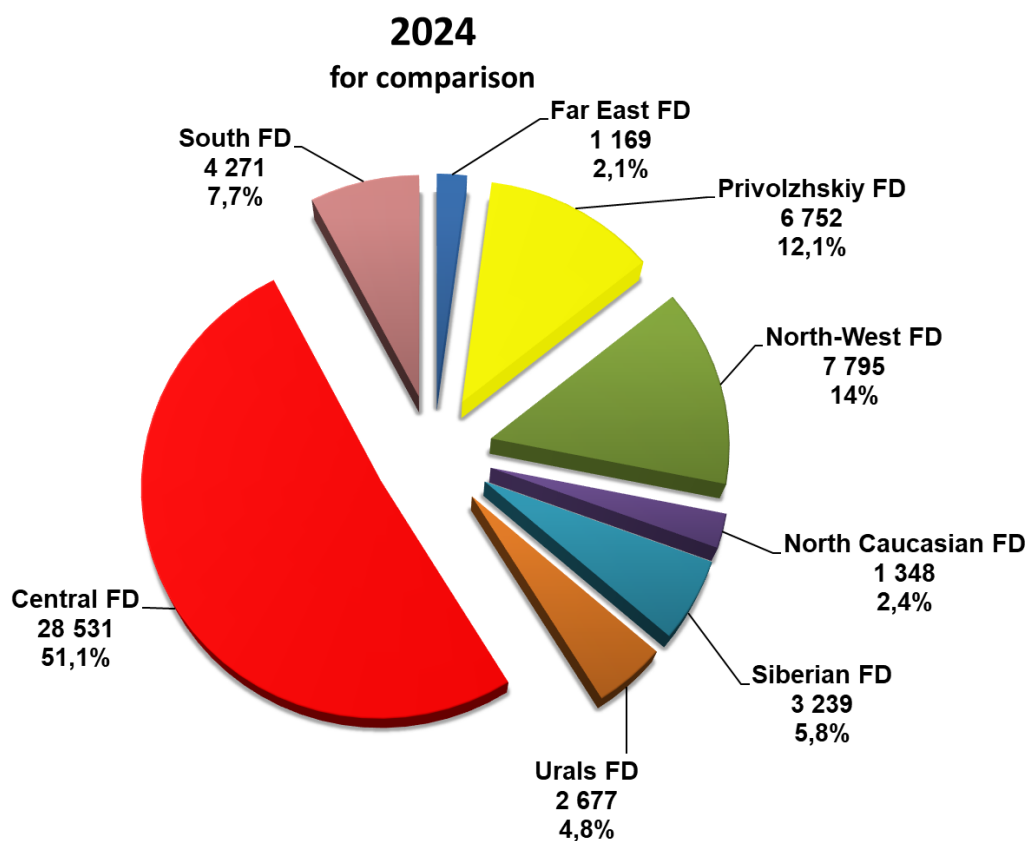
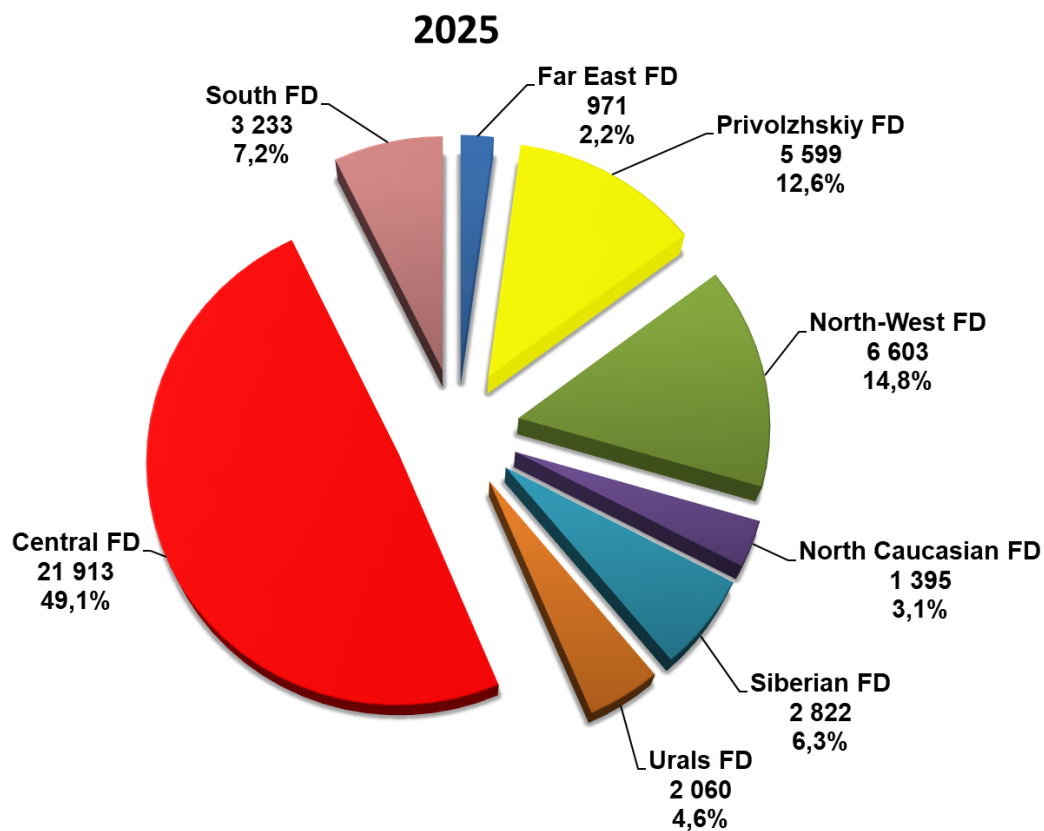
3 478 units **-21,9%**





LIGHT COMMERCIAL VEHICLES

Structure of new LCV sales including light trucks (N1 category) and minibuses (M2 category) in Russia in 7 months 2025 by Federal District

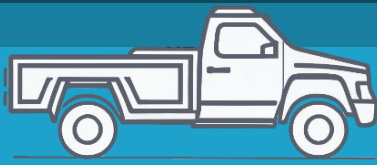




PICKUPS

Sales of new pickups in Russia in July and 7 months 2025 by brand

Brand	July 2025	July 2024	7 months 2025	7 months 2024	Change July 2025 vs 2024, %	Change 7 months 2025 vs 2024, %
JAC	411	596	2 836	2 548	-31,0	11,3
GREAT WALL	319	541	1 986	4 145	-41,0	-52,1
UAZ	250	317	1 481	2 287	-21,1	-35,2
SOLLERS	211	300	1 436	1 391	-29,7	3,2
FOTON	101	110	1 107	370	-8,2	199,2
CHANGAN	157	332	975	1 260	-52,7	-22,6
RAM	161	127	818	1 010	26,8	-19,0
MITSUBISHI	38	75	279	658	-49,3	-57,6
FORD	48	44	278	154	9,1	80,5
TOYOTA	23	72	177	551	-68,1	-67,9
LANDWIND JIANGLING - JMC	16	6	165	53	166,7	211,3
DONGFENG	28	35	138	278	-20,0	-50,4
ISUZU	19	29	109	147	-34,5	-25,9
TESLA	7	1	31	3	600,0	933,3
GMC	7	7	26	35	0,0	-25,7
NISSAN	4	2	15	12	100,0	25,0
CHEVROLET	0	3	7	13	-100,0	-46,2
HUANGHAI	0	0	5	7		-28,6
MAXUS	3	0	5	8		-37,5
GEELY	1	4	4	19	-75,0	-78,9
VOLKSWAGEN	2	1	3	18	100,0	-83,3
HYUNDAI	1	0	2	8		-75,0
JEEP	0	5	2	14	-100,0	-85,7
ZX-AUTO	0	0	2	0		
HOWO	0	0	1	0		
KAICENE	0	1	0	2	-100,0	-100,0
LADA	0	0	0	1		-100,0
RIVIAN	0	0	0	1		-100,0
VGX	0	1	0	2	-100,0	-100,0
TOTAL	1 807	2 609	11 888	14 995	-30,7	-20,7
TOTAL Russian brands	461	617	2 917	3 679	-25,3	-20,7
TOTAL foreign brands	1 346	1 992	8 971	11 316	-32,4	-20,7



PICKUPS

Top 15 model ranking of new pickup sales in Russia in July and 7 months 2025

Rank	Model	Brand	July 2025	July 2024	7 months 2025	7 months 2024	Change July 2025 vs 2024, %	Change 7 months 2025 vs 2024, %
1	T9 HUNTER	JAC	251	304	1 791	603	-17,4	197,0
2	2363 PICKUP	UAZ	250	317	1 481	2 287	-21,1	-35,2
3	ST6	SOLLERS	142	300	1 299	1 391	-52,7	-6,6
4	POER	GREAT WALL	142	5	1 107	440	2 740,0	151,6
5	TUNLAND	FOTON	100	110	1 098	370	-9,1	196,8
6	HUNTER PLUS	CHANGAN	155	331	971	1 247	-53,2	-22,1
7	POER KINGKONG	GREAT WALL	176	532	874	3 677	-66,9	-76,2
8	RAM	PICKUP	161	127	818	1 010	26,8	-19,0
9	T8 PRO	JAC	118	262	752	1 527	-55,0	-50,8
10	T8	JAC	41	0	278	67		314,9
11	L200	MITSUBISHI	38	75	278	658	-49,3	-57,8
12	RANGER	FORD	36	36	210	94	0,0	123,4
13	VIGUS	JMC	15	6	155	35	150,0	342,9
14	ST8	SOLLERS	69	0	137	0		
15	RICH	DONGFENG	28	35	134	276	-20,0	-51,4

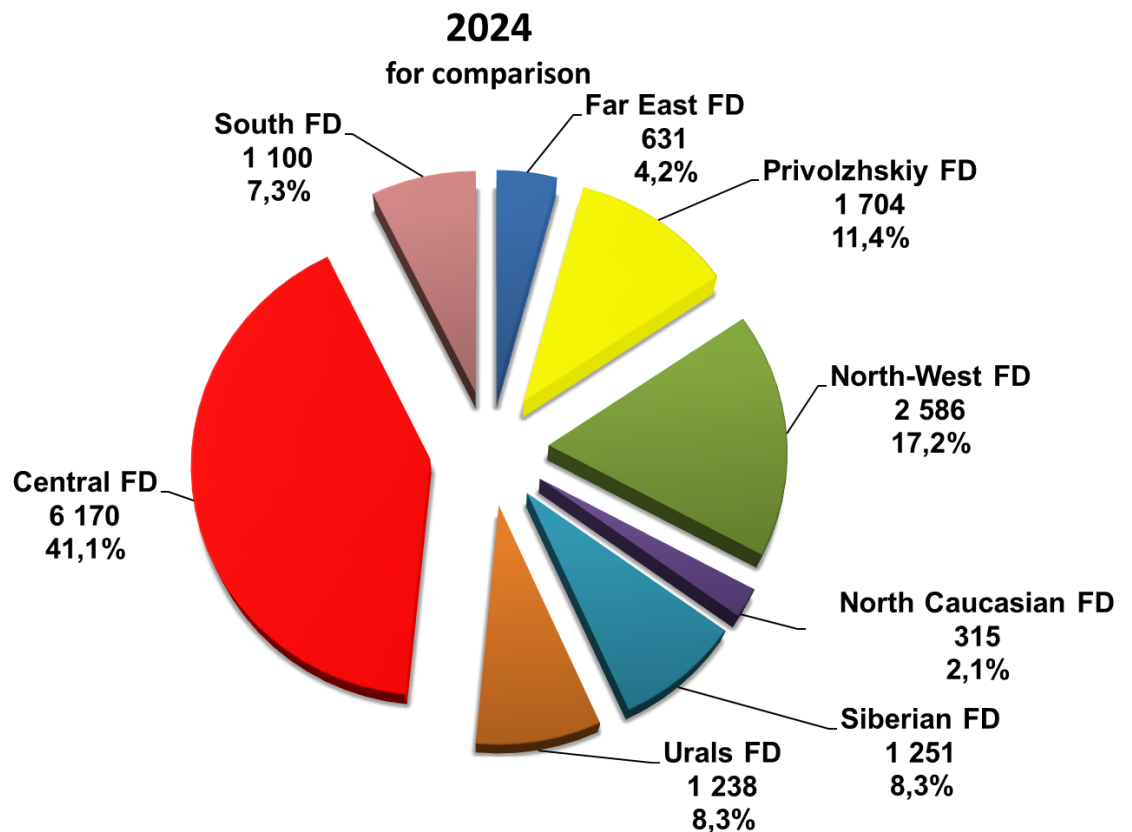
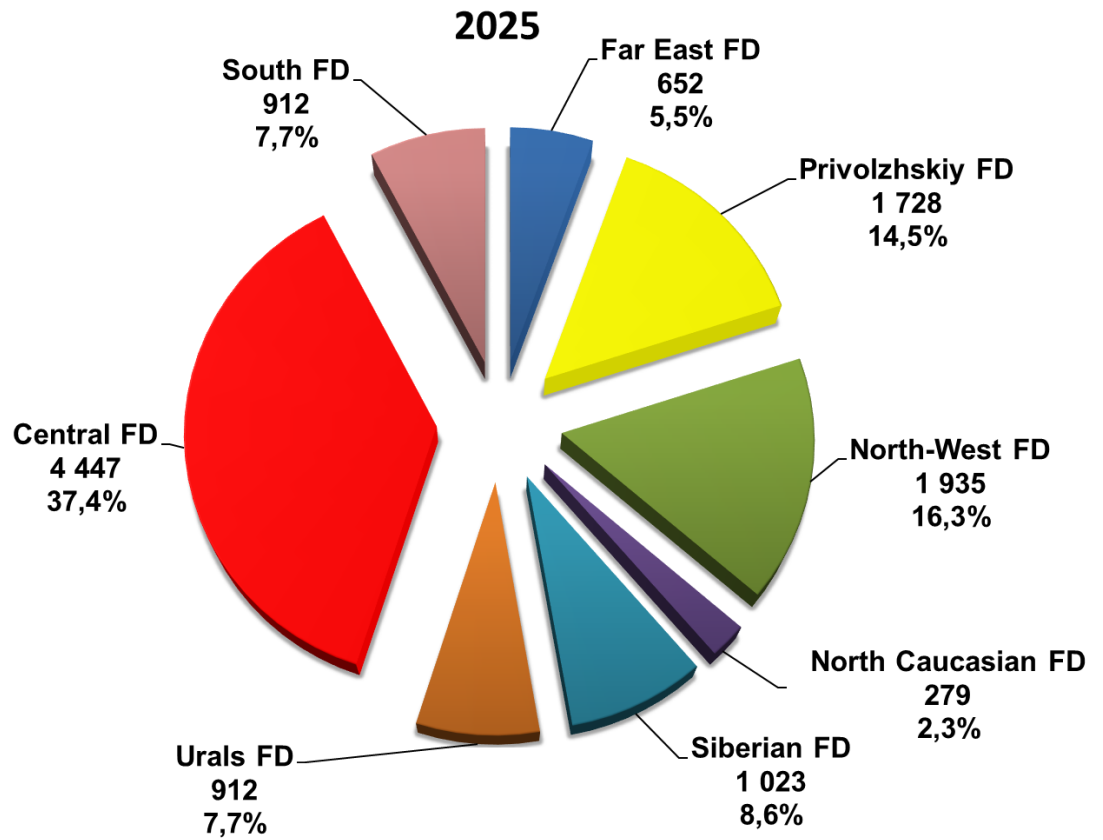
7 months 2025





PICKUPS

Structure of sales of new pickups in Russia in 7 months 2025 by Federal District



OUR CONTACTS



ASM Holding, OAO

21/5, Entrance 6, Kuznetsky Most Street, Moscow 107031

Contract Department, tel.: +7 495 626 0944

e-mail: inf@asm-holding.ru

Head of Market Research Centre – **VASILY SEIN**

e-mail: vasein@asm-holding.ru

Telegram: [@marketASM](https://www.instagram.com/marketASM)

Project Manager – **ALEXANDER STERLIKOV**

Mobile: +7 905 747 2431

e-mail: sterlikov@asm-holding.ru

Website: www.asm-holding.ru

Telegram: [@ASMHOLDING](https://www.instagram.com/ASMHOLDING)

Vkontakte: [oaoasmholding](https://vk.com/oaoasmholding)



Association of Russian Automakers (OAR)

8, Novovladykinsky Proezd, bldg. 5, POB 81, Moscow 127106

Tel.: +7 495 739 7095

e-mail: info_oar@mail.ru

Adviser for International Cooperation – **YURI KRAVTSOV**

e-mail: kravtsov_oar@mail.ru

Website: www.oar-info.ru