



11 JUNE 2025

AUTOMOBILE MARKET OF RUSSIA IN MAY AND JANUARY-MAY 2025 NEW PASSENGER CARS, LIGHT COMMERCIAL VEHICLES AND PICKUPS

In May 2025, sales of new passenger cars, light commercial vehicles and pickups in Russia fell by 27.1% year-on-year to 98 176 vehicles. In January-May 2025, the total sales were 473 425 units, down 26.1% year-on-year.*

Sales results by type of motor vehicles:

- Passenger cars – 90 602 units in May 2025, down 27.7% YOY; 432 880 units in January-May 2025, down 26.7% YOY.
Among them electric vehicles (BEV) – 796 units in May 2025, down 28.1% YOY; 3 460 units in January-May 2025, down 63.7% YOY.
- Light commercial vehicles including light trucks (N1 category, without pickups) and minibuses (M2 category) – 6 060 units in May 2025, down 17.6% YOY; 31 890 units in January-May 2025, down 18.4% YOY.
- Pickups – 1 514 units in May 2025, down 26.2% YOY; 8 655 units in January-May 2025, down 14.9% YOY.

*(without sales to military, law enforcement and diplomatic agencies in the RF)

COMMENT:

Vasily Sein, Head of the Market Research Centre at ASM Holding, commented:

In May 2025, sales of new passenger cars were 90 602 units and fell by 9.7% as compared to April 2025 and by 28% as compared to May 2024. We estimate that a trend of declining the sales will go on due to continuously unfavorable economic conditions.

The car sales in January-May 2025 were 27% less than those in the same period of the last year. Sales of foreign-branded cars in the first five months of 2025 were down 30% year-on-year to 280 768 units, while sales of Russian brands fell by 20% to 152 112 cars. The top-3 best-selling passenger car brands in January-May 2025 include LADA with 131 671 vehicles sold (down 21.5%), followed by HAVAL with 54 867 vehicles sold (down 18%) and CHERY with 46 488 vehicles sold (down 21%). Sales of battery electric vehicles (BEVs) in January-May 2025 fell by 64% in comparison with the result of the first five months of 2024 (9 523 units).

In the segment of light commercial vehicles, the long holidays in May 2025 have impacted sales results. LCV sales in May were down 21% from April 2025 (7 687 units). Cumulatively in the first five months of this year, LCV sales were 31 890, down 19% year-on-year. Sales of foreign-branded LCVs in January-May 2025 declined slightly (down 5% to 2 826 units), while sales of domestic brands fell by 20% to 29 064 units. The best sales results in January-May 2025 were shown by the Russian brands: GAZ – 14 962 units (down 34%), LADA – 5 993 units (growth by 2.8 times), and UAZ – 5 072 units (down 33%). The share of GAZ brand in January-May 2025 was 47% of the new LCV market. The best-selling LCV model in January-May 2025 is GAZelle NEXT (8 171 units sold, down 39%).

Sales of pickups in January-May 2025 fell by 15% year-on-year. Sales of Russian-branded pickups were 2 132 units (down 13%), while sales of foreign brands fell by 15% to 6 253 units. The top-3 best-selling pickup brands include JAC – 2 081 units (up 33%), GREAT WALL – 1 427 units (down 54%), and SOLLERS – 1 092 units (up 31%). The best-selling pickup model is JAC T9 HUNTER – 1 330 units. The share of foreign brands is 72% of the pickup market.

The trend for declining sales of new passenger cars and LCVs is expected to continue in the coming months.

OUR CONTACTS:

ASM Holding, OAO

21/5, Kuznetsky Most St., 107031, Moscow, Russia

Tel: +7 (495) 625-51-79, +7 (495) 626-04-71

e-mail: inf@asm-holding.ru

Association of Russian Automakers (OAR)

8, Novovladykinsky Proezd, bldg 5, POB 81, 127106, Moscow, Russia

Tel: +7 (495) 739 70 95

e-mail: info_oar@mail.ru



Developed by specialists of
AVTOSTAT-INFO



PASSENGER CARS

Sales of new passenger cars in Russia in May and 5 months 2025 by brand

Brand	May 2025	May 2024	5 months 2025	5 months 2024	Change May 2025 vs 2024, %	Change 5 months 2025 vs 2024, %
LADA	25 797	40 165	131 671	175 065	-35,8	-24,8
HAVAL	10 734	14 023	54 867	66 962	-23,5	-18,1
CHERY	9 867	13 029	46 488	58 502	-24,3	-20,5
GEELY	6 355	10 273	29 445	58 722	-38,1	-49,9
CHANGAN	5 550	9 798	22 865	38 314	-43,4	-40,3
BELGEE	3 632	3 601	13 786	10 965	0,9	25,7
JETOUR	3 388	3 100	12 598	11 400	9,3	10,5
OMODA	2 261	4 794	11 384	20 244	-52,8	-43,8
EXEED	1 246	3 876	8 647	19 321	-67,9	-55,2
JAECOO	1 586	2 278	8 567	8 410	-30,4	1,9
SOLARIS	1 990	1 161	8 299	2 325	71,4	256,9
TANK	1 322	2 133	7 076	10 960	-38,0	-35,4
MOSKVICH	1 227	1 641	6 287	8 703	-25,2	-27,8
TOYOTA	1 469	894	6 278	7 287	64,3	-13,8
GAC	754	940	5 356	5 495	-19,8	-2,5
LI XIANG	986	1 039	4 296	11 449	-5,1	-62,5
BMW	1 098	772	4 265	5 120	42,2	-16,7
BAIC	442	933	2 901	4 094	-52,6	-29,1
SWM	517	145	2 730	432	256,6	531,9
MERCEDES	627	400	2 642	2 980	56,8	-11,3
HYUNDAI	590	799	2 583	6 075	-26,2	-57,5
KNEWSTAR	477	0	2 361	0		
UAZ	445	671	2 337	3 605	-33,7	-35,2
KIA	620	966	2 262	7 444	-35,8	-69,6
XCITE	484	22	2 258	23	2 100,0	9 717,4
VOYAH	493	508	2 257	4 971	-3,0	-54,6
HONGQI	551	617	2 246	2 142	-10,7	4,9
KAIYI	585	673	2 050	3 049	-13,1	-32,8
JAC	341	579	1 859	2 380	-41,1	-21,9
VOLKSWAGEN	341	310	1 543	2 500	10,0	-38,3
ZEEKR	264	394	1 211	4 086	-33,0	-70,4
SKODA	305	185	1 205	1 260	64,9	-4,4
JETTA	331	350	1 062	1 544	-5,4	-31,2
LEXUS	235	245	1 015	2 317	-4,1	-56,2
WEY	212	59	1 010	217	259,3	365,4
MAZDA	267	262	975	2 385	1,9	-59,1
SOUEAST	211	8	969	37	2 537,5	2 518,9
LAND ROVER	193	126	930	902	53,2	3,1
DONGFENG	170	135	922	352	25,9	161,9
EVOLUTE	191	99	908	722	92,9	25,8
AUDI	185	207	811	1 350	-10,6	-39,9
HUAWEI AITO	139	124	811	386	12,1	110,1



PASSENGER CARS

Brand	May 2025	May 2024	5 months 2025	5 months 2024	Change May 2025 vs 2024, %	Change 5 months 2025 vs 2024, %
PORSCHE	171	137	745	919	24,8	-18,9
HONDA	171	243	652	1 060	-29,6	-38,5
FAW	141	446	625	2 851	-68,4	-78,1
LIVAN	169	282	584	1 287	-40,1	-54,6
BYD	145	52	514	438	178,8	17,4
AVATR	90	51	427	376	76,5	13,6
AEOLUS	44	168	392	329	-73,8	19,1
NISSAN	101	94	368	526	7,4	-30,0
DFSK	49	18	351	67	172,2	423,9
SUBARU	56	105	257	803	-46,7	-68,0
ORA	27	26	219	90	3,8	143,3
SUZUKI	54	43	215	295	25,6	-27,1
AVRORA	41	0	198	0		
CHEVROLET	44	201	190	1 375	-78,1	-86,2
JEEP	35	61	187	309	-42,6	-39,5
DENZA	87	3	169	39	2 800,0	333,3
VOLVO	42	11	168	133	281,8	26,3
TRUMPCHI	99	136	166	160	-27,2	3,8
MITSUBISHI	38	264	164	1 998	-85,6	-91,8
MG	36	35	153	170	2,9	-10,0
PEUGEOT	30	6	137	81	400,0	69,1
CADILLAC	37	52	133	260	-28,8	-48,8
ROX	31	57	133	232	-45,6	-42,7
SSANGYONG	49	7	128	31	600,0	312,9
AURUS	8	5	125	49	60,0	155,1
LYNK AND CO	17	39	106	178	-56,4	-40,4
GENESIS	27	13	102	122	107,7	-16,4
XIAOMI	20	0	100	0		
ROLLS ROYCE	20	6	86	57	233,3	50,9
TESLA	25	55	85	457	-54,5	-81,4
VGV	17	0	84	0		
INFINITI	18	12	82	79	50,0	3,8
BENTLEY	17	15	80	77	13,3	3,9
FORD	25	33	77	161	-24,2	-52,2
FORTHING	14	37	76	106	-62,2	-28,3
CITROEN	19	17	72	87	11,8	-17,2
MINI	18	13	67	70	38,5	-4,3
LAMBORGHINI	12	6	52	64	100,0	-18,8
FERRARI	13	7	34	15	85,7	126,7
AMBERAVTO	4	7	28	26	-42,9	7,7
GMC	7	5	26	63	40,0	-58,7
HAIMA	4	8	25	21	-50,0	19,0
VENUCIA	1	0	21	4		425,0
YANGWANG	0	9	20	89	-100,0	-77,5



PASSENGER CARS

Brand	May 2025	May 2024	5 months 2025	5 months 2024	Change May 2025 vs 2024, %	Change 5 months 2025 vs 2024, %
BAW	6	3	19	18	100,0	5,6
LOTUS	4	10	18	146	-60,0	-87,7
HIPHI	4	9	17	56	-55,6	-69,6
OSHAN	5	0	17	17		0,0
LINCOLN	5	7	16	32	-28,6	-50,0
DAIHATSU	2	7	15	26	-71,4	-42,3
JAGUAR	2	4	12	35	-50,0	-65,7
SKYWELL	3	16	11	67	-81,2	-83,6
ALFA ROMEO	2	5	8	15	-60,0	-46,7
DODGE	0	16	8	62	-100,0	-87,1
ZOTYE	0	0	8	2		300,0
ACURA	2	4	6	21	-50,0	-71,4
ALPINA	1	1	6	6	0,0	0,0
ASTON MARTIN	3	1	6	4	200,0	50,0
SAIC-GM-WULING	2	14	6	25	-85,7	-76,0
HOZON	0	2	5	9	-100,0	-44,4
LEAPMOTOR	1	5	5	21	-80,0	-76,2
NIO	1	2	5	39	-50,0	-87,2
FIAT	3	1	4	3	200,0	33,3
MASERATI	2	2	4	15	0,0	-73,3
BAOJUN	0	0	3	5		-40,0
MAXUS	1	0	3	2		50,0
SAMSUNG	0	0	3	1		200,0
LUXEED	2	0	2	0		
MCLAREN	0	1	2	3	-100,0	-33,3
RENAULT	0	11	2	165	-100,0	-98,8
SMART	0	0	2	2		0,0
STELATO	0	0	2	0		
WULING	0	1	2	2	-100,0	0,0
ARCFOX	0	0	1	0		
GAZ	0	0	1	15		-93,3
IM	0	0	1	0		
INEOS	0	0	1	1		0,0
IRAN KHODRO	0	2	1	10	-100,0	-90,0
ISUZU	0	0	1	4		-75,0
XIAOPENG	0	0	1	9		-88,9
BUICK	0	5	0	21	-100,0	-100,0
CHRYSLER	0	0	0	1		-100,0
CUPRA	0	0	0	2		-100,0
DACIA	0	0	0	15		-100,0
DAEWOO	0	0	0	2		-100,0
DAYUN	0	0	0	1		-100,0
ENOVATE	0	1	0	1	-100,0	-100,0
IM MOTORS	0	0	0	1		-100,0



PASSENGER CARS

Brand	May 2025	May 2024	5 months 2025	5 months 2024	Change May 2025 vs 2024, %	Change 5 months 2025 vs 2024, %
KAMA	0	0	0	4		-100,0
LUCID	0	0	0	1		-100,0
POLESTAR	0	0	0	1		-100,0
RIVIAN	0	0	0	3		-100,0
ROEWE	0	2	0	6	-100,0	-100,0
SEHOL	0	0	0	1		-100,0
SOKON	0	0	0	3		-100,0
WELTMEISTER	0	0	0	3		-100,0
ZHIJI	0	0	0	5		-100,0
TOTAL	90 602	125 251	432 880	590 960	-27,7	-26,7
TOTAL Russian brands	30 187	43 771	152 112	190 537	-31,0	-20,2
TOTAL foreign brands	60 415	81 480	280 768	400 423	-25,9	-29,9

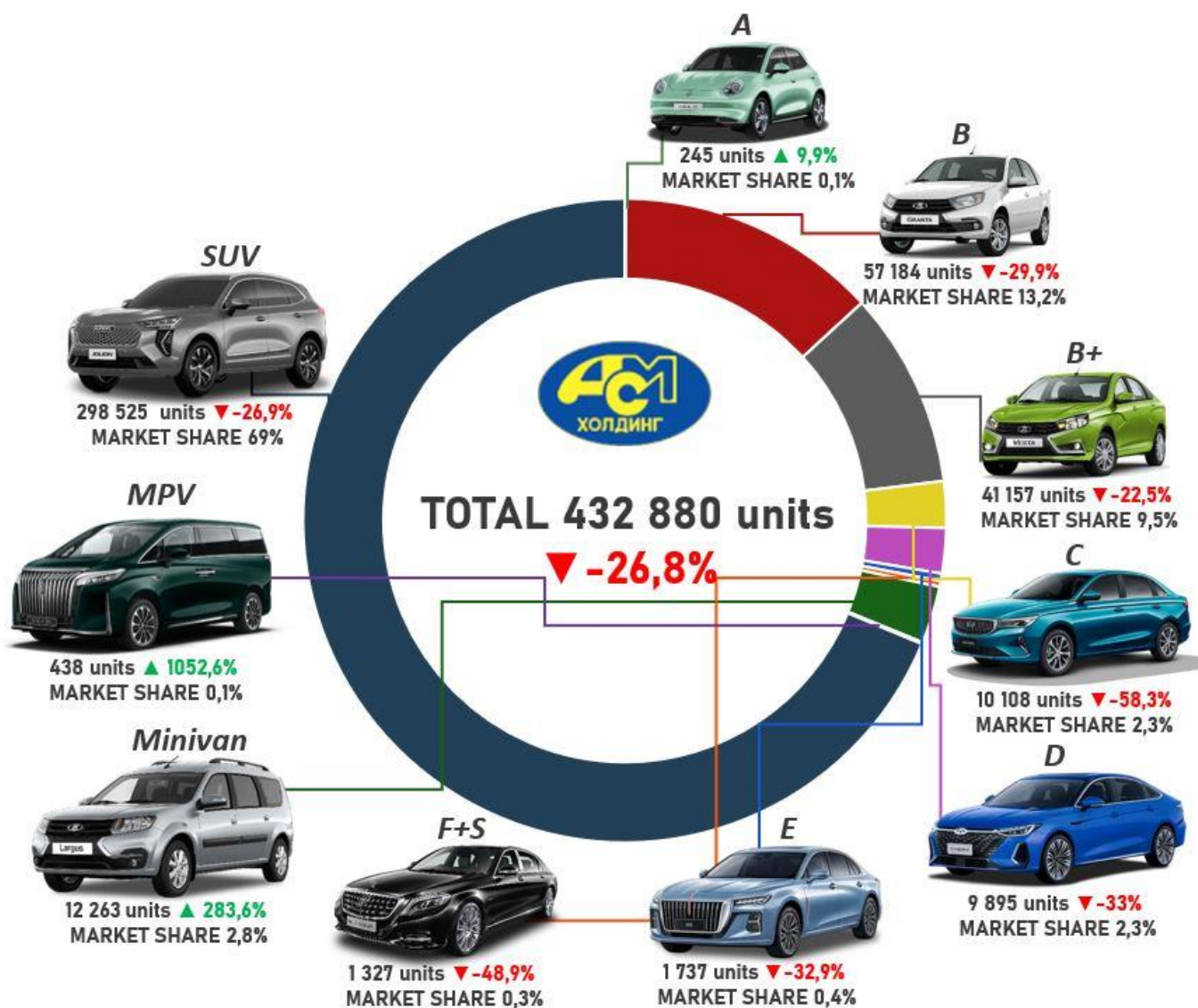


PASSENGER CARS

Sales of new passenger cars in Russia in May and 5 months 2025 by class

Class	May 2025	May 2024	5 months 2025	5 months 2024	Market share May 2025, %	Market share 5 months 2025, %	Change May 2025 vs 2024, %	Change 5 months 2025 vs 2024, %
A	35	52	245	223	0,0	0,1	-32,7	9,9
B	12 252	18 755	57 184	81 525	13,5	13,2	-34,7	-29,9
B+	7 440	14 702	41 157	53 129	8,2	9,5	-49,4	-22,5
C	2 135	5 271	10 108	24 264	2,4	2,3	-59,5	-58,3
D	2 117	3 441	9 895	14 761	2,3	2,3	-38,5	-33,0
E	460	584	1 737	2 588	0,5	0,4	-21,2	-32,9
F+S	333	363	1 327	2 596	0,4	0,3	-8,3	-48,9
Minivan	2 421	521	12 263	3 197	2,7	2,8	364,7	283,6
MPV	157	11	438	38	0,2	0,1	1 327,3	1 052,6
SUV	63 252	81 550	298 525	408 622	69,8	69,0	-22,4	-26,9
Not identified	0	1	1	17	0,0	0,0	-100,0	-94,1
TOTAL	90 602	125 251	432 880	590 960	100,0	100,0	-27,7	-26,8

5 months 2025





PASSENGER CARS

Top 25 model ranking of new passenger car sales in Russia in May and 5 months 2025

Rank	Model	Brand	May 2025	May 2024	5 months 2025	5 months 2024	Change May 2025 vs 2024, %	Change 5 months 2025 vs 2024, %
1	GRANTA	LADA	12 157	18 633	56 863	81 009	-34,8	-29,8
2	VESTA	LADA	6 608	13 630	37 053	51 004	-51,5	-27,4
3	JOLION	HAVAL	4 641	6 358	22 035	28 528	-27,0	-22,8
4	TIGGO 7 PRO MAX	CHERY	3 092	5 072	18 285	19 113	-39,0	-4,3
5	NIVA TRAVEL	LADA	2 304	4 200	14 070	22 081	-45,1	-36,3
6	NIVA LEGEND	LADA	2 629	3 686	12 931	20 623	-28,7	-37,3
7	MONJARO	GEELY	2 281	2 920	10 958	19 809	-21,9	-44,7
8	TIGGO 4 PRO	CHERY	1 805	4 255	10 868	17 262	-57,6	-37,0
9	LARGUS	LADA	1 981	11	10 417	183	17 909,1	5 592,4
10	M6	HAVAL	1 695	2 682	10 412	14 075	-36,8	-26,0
11	UNI-S	CHANGAN	2 487	0	9 769	0		
12	C5	OMODA	1 704	3 489	9 137	15 927	-51,2	-42,6
13	X50	BELGEE	2 417	3 601	8 734	10 965	-32,9	-20,3
14	F7	HAVAL	1 845	1 606	7 911	9 181	14,9	-13,8
15	TIGGO 4	CHERY	2 346	2	7 061	29	117 200,0	24 248,3
16	J7	JAECOO	1 169	1 589	6 177	7 512	-26,4	-17,8
17	DASHING	JETOUR	1 749	1 260	6 172	6 003	38,8	2,8
18	H3	HAVAL	914	112	6 040	115	716,1	5 152,2
19	MOSKVICH 3	MOSKVICH	1 111	1 336	5 557	7 462	-16,8	-25,5
20	ATLAS	GEELY	1 250	834	5 341	4 006	49,9	33,3
21	X70	BELGEE	1 215	0	5 052	0		
22	CS35	CHANGAN	1 224	1 967	4 867	7 637	-37,8	-36,3
23	TIGGO 8 PRO MAX	CHERY	823	1 109	4 191	5 822	-25,8	-28,0
24	LX	EXEED	513	1 252	4 151	5 331	-59,0	-22,1
25	DARGO	HAVAL	548	1 987	3 961	8 529	-72,4	-53,6

5 months 2025

LADA VESTA
37 053 units **-27,4%**



LADA GRANTA
56 863 units **-29,8%**



HAVAL JOLION
22 035 units **-22,8%**





PASSENGER CARS

Sales of new electric cars (BEV) in Russia in May and 5 months 2025 by brand

Brand / electric cars	May 2025	May 2024	5 months 2025	5 months 2024	Change May 2025 vs 2024, %	Change 5 months 2025 vs 2024, %
ZEEKR	264	394	1 211	4 086	-33,0	-70,4
EVOLUTE	118	99	381	722	19,2	-47,2
AVATR	60	51	317	376	17,6	-15,7
ORA	27	26	219	90	3,8	143,3
MOSKVICH	36	125	217	655	-71,2	-66,9
GEELY	53	1	158	13	5200,0	1115,4
BYD	44	35	130	313	25,7	-58,5
XIAOMI	20	0	100	0		
TESLA	25	55	85	457	-54,5	-81,4
VOYAH	3	36	70	188	-91,7	-62,8
VOLKSWAGEN	19	58	64	721	-67,2	-91,1
MERCEDES	7	8	45	70	-12,5	-35,7
HONGQI	10	16	44	75	-37,5	-41,3
BMW	9	31	37	210	-71,0	-82,4
PORSCHE	4	10	33	49	-60,0	-32,7
LEXUS	9	4	29	21	125,0	38,1
AMBERAVTO	4	7	28	26	-42,9	7,7
HONDA	8	34	27	248	-76,5	-89,1
LI XIANG	6	11	25	108	-45,5	-76,9
HUAWEI AITO	5	0	22	9		144,4
HIPHI	4	9	17	56	-55,6	-69,6
LOTUS	3	10	16	146	-70,0	-89,0
TOYOTA	6	7	15	75	-14,3	-80,0
ROLLS ROYCE	4	1	15	12	300,0	25,0
CHERY	7	3	14	16	133,3	-12,5
DENZA	6	1	14	18	500,0	-22,2
MG	7	4	14	18	75,0	-22,2
KIA	8	1	12	23	700,0	-47,8
AUDI	4	6	10	41	-33,3	-75,6
MINI	1	1	8	4	0,0	100,0
BAW	0	0	7	1		600,0
NISSAN	2	4	6	26	-50,0	-76,9
SAIC-GM-WULING	2	14	6	25	-85,7	-76,0
HYUNDAI	2	2	5	16	0,0	-68,8
SKYWELL	2	10	5	38	-80,0	-86,8
NIO	1	2	5	39	-50,0	-87,2
HOZON	0	2	5	9	-100,0	-44,4
KAIYI	0	0	4	0		



PASSENGER CARS

Brand / electric cars	May 2025	May 2024	5 months 2025	5 months 2024	Change May 2025 vs 2024, %	Change 5 months 2025 vs 2024, %
GAC	0	3	3	11	-100,0	-72,7
BAOJUN	0	0	3	5		-40,0
CHANGAN	0	2	2	26	-100,0	-92,3
JAC	0	0	2	0		
FAW	1	10	2	382	-90,0	-99,5
VOLVO	1	0	2	3		-33,3
CADILLAC	0	2	2	8	-100,0	-75,0
FORTHING	0	1	2	3	-100,0	-33,3
LEAPMOTOR	0	4	2	11	-100,0	-81,8
SMART	0	0	2	2		0,0
STELATO	0	0	2	0		
LADA	0	0	1	3		-66,7
EXEED	1	0	1	3		-66,7
JAECOO	0	0	1	0		
BAIC	0	0	1	1		0,0
ŠKODA	0	0	1	0		
MAZDA	1	0	1	0		
ROX	0	0	1	4		-75,0
GENESIS	0	0	1	2		-50,0
FORD	1	0	1	3		-66,7
YANGWANG	0	0	1	3		-66,7
ACURA	0	0	1	0		
WULING	0	0	1	0		
LUXEED	1	0	1	0		
XIAOPENG	0	0	1	9		-88,9
ARCFOX	0	0	1	0		
IM	0	0	1	0		
HAVAL	0	1	0	3	-100,0	-100,0
BELGEE	0	2	0	2	-100,0	-100,0
JETOUR	0	0	0	1		-100,0
OMODA	0	1	0	1	-100,0	-100,0
TANK	0	0	0	1		-100,0
WEY	0	0	0	1		-100,0
DONGFENG	0	1	0	2	-100,0	-100,0
CHEVROLET	0	1	0	1	-100,0	-100,0
MITSUBISHI	0	0	0	4		-100,0
PEUGEOT	0	0	0	1		-100,0
JAGUAR	0	0	0	6		-100,0
FIAT	0	0	0	1		-100,0
SOKON	0	0	0	1		-100,0



PASSENGER CARS

Brand / electric cars	May 2025	May 2024	5 months 2025	5 months 2024	Change May 2025 vs 2024, %	Change 5 months 2025 vs 2024, %
POLESTAR	0	0	0	1		-100,0
WELTMEISTER	0	0	0	3		-100,0
LUCID	0	0	0	1		-100,0
ENOVATE	0	1	0	1	-100,0	-100,0
RIVIAN	0	0	0	3		-100,0
ZHIJI	0	0	0	5		-100,0
KAMA	0	0	0	4		-100,0
IM MOTORS	0	0	0	1		-100,0
TOTAL	796	1 107	3 460	9 523	-28,1	-63,7
TOTAL Russian brands	158	231	627	1 410	-31,6	-55,5
TOTAL foreign brands	638	876	2 833	8 113	-27,2	-65,1

5 months 2025

ZEEKR 001

664 units **-74,7%**

EVOLUTE I-PRO

319 units **-46,6%**

AVATR C11

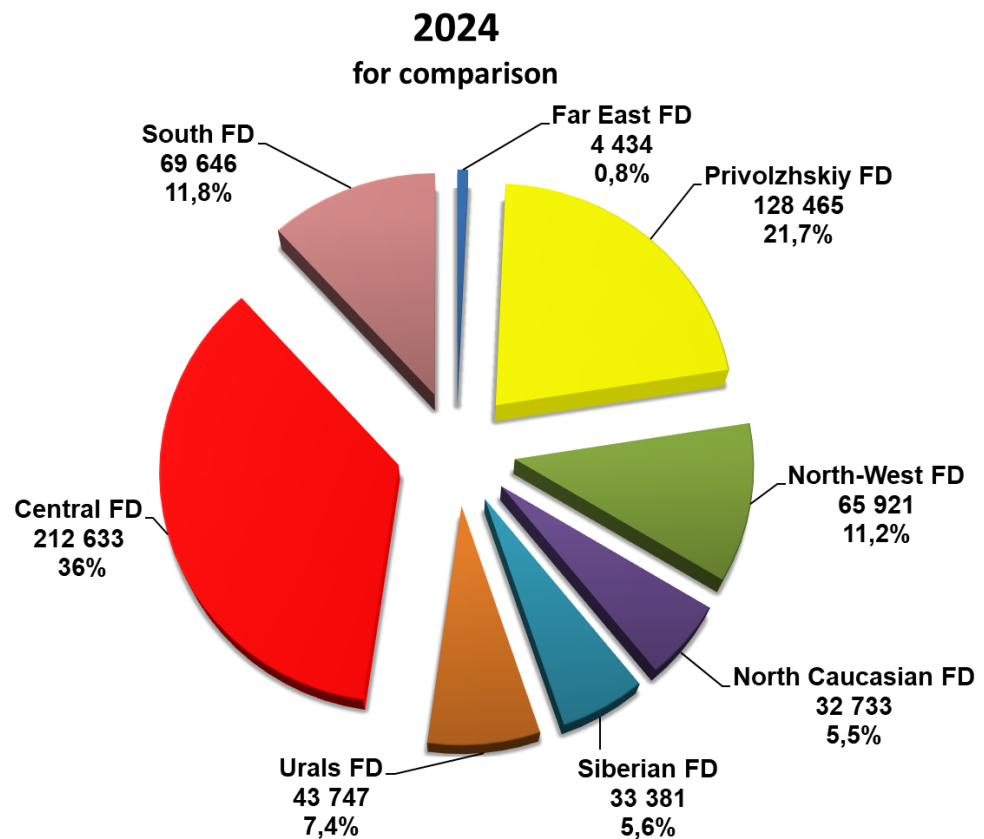
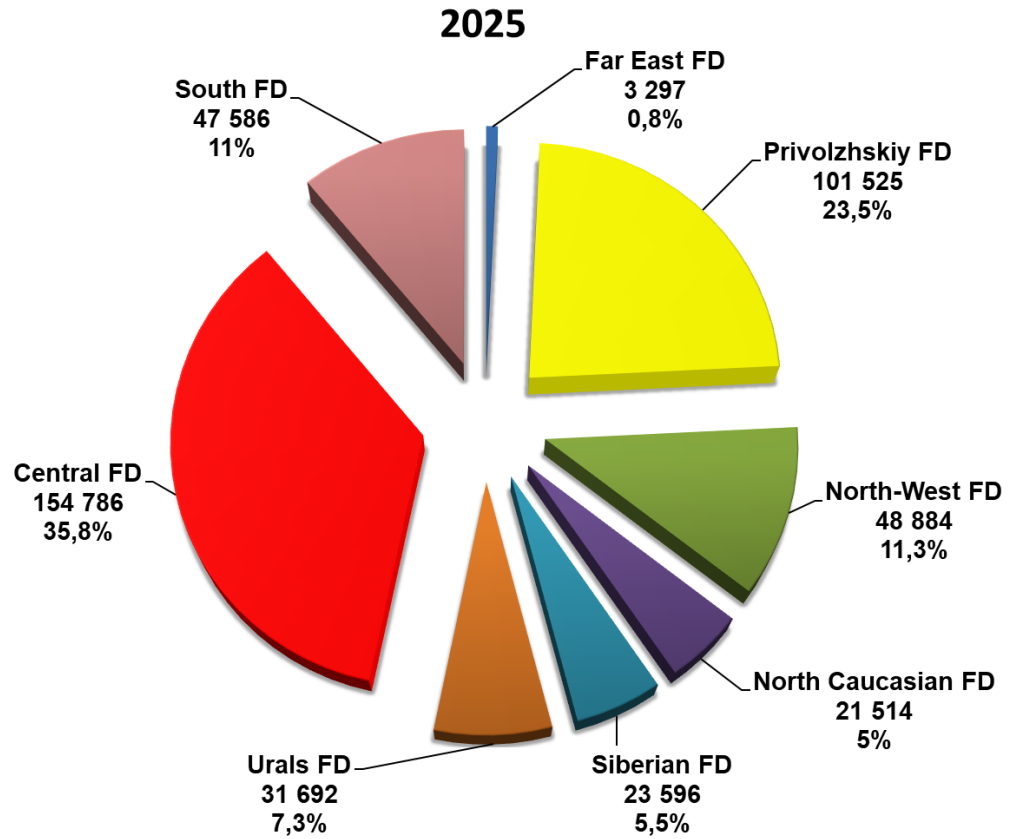
263 units **-10,2%**





PASSENGER CARS

Structure of new car sales in Russia in 5 months 2025 by Federal District





LIGHT COMMERCIAL VEHICLES

Sales of new light commercial vehicles in Russia Including light trucks (N1 category) and minibuses (M2 category) in May and 5 months 2025 by brand (without pickups)

Brand	May 2025	May 2024	5 months 2025	5 months 2024	Change May 2025 vs 2024, %	Change 5 months 2025 vs 2024, %
GAZ	2 917	4 077	14 962	22 610	-28,5	-33,8
LADA	1 139	507	5 993	2 180	124,7	174,9
UAZ	828	1 421	5 072	7 536	-41,7	-32,7
SOLLERS	583	735	2 586	3 419	-20,7	-24,4
MERCEDES	168	86	748	510	95,3	46,7
FOTON	125	59	601	257	111,9	133,9
DONGFENG	53	162	415	749	-67,3	-44,6
KAMAZ	47	56	403	362	-16,1	11,3
FORD	47	41	301	344	14,6	-12,5
FIAT	36	21	153	91	71,4	68,1
PEUGEOT	15	33	120	99	-54,5	21,2
CHANGAN	17	21	78	126	-19,0	-38,1
IVECO	7	25	60	105	-72,0	-42,9
RENAULT	8	6	60	60	33,3	0,0
VOLKSWAGEN	5	30	49	187	-83,3	-73,8
CITROEN	13	18	45	69	-27,8	-34,8
AVRORA	1	0	42	0		
HYUNDAI	5	3	18	27	66,7	-33,3
AVIOR	3	0	14	0		
MAXUS	3	0	14	18		-22,2
KIA	2	16	12	75	-87,5	-84,0
NISSAN	4	0	12	2		500,0
SHAANXI	0	0	11	0		
SHANQI	1	0	11	0		
LANDWIND JIANGLING - JMC	4	1	10	1	300,0	900,0
TOYOTA	4	8	10	31	-50,0	-67,7
WULING	2	0	10	14		-28,6
BAW	0	8	9	39	-100,0	-76,9
FAW	1	0	9	0		
SUZUKI	0	6	8	70	-100,0	-88,6
OPEL	1	1	7	13	0,0	-46,2
LINXYS	5	0	6	0		
MAN	0	0	6	0		
MAZ	4	1	6	3	300,0	100,0
JAC	2	5	5	43	-60,0	-88,4
SOVA	2	0	4	0		
SHINERAY	2	1	3	3	100,0	0,0
EVM	0	1	2	2	-100,0	0,0
FORTHING	0	0	2	3		-33,3
GMC	1	0	2	3		-33,3
LOGEM	2	0	2	0		



LIGHT COMMERCIAL VEHICLES

Brand	May 2025	May 2024	5 months 2025	5 months 2024	Change May 2025 vs 2024, %	Change 5 months 2025 vs 2024, %
MITSUBISHI	1	1	2	3	0,0	-33,3
DAIHATSU	1	0	1	1		0,0
GEELY	1	0	1	0		
HOWO	0	0	1	0		
JINBEI	0	0	1	2		-50,0
KAMAG	0	0	1	1		0,0
QILING	0	0	1	0		
SRM	0	0	1	0		
BRILLIANCE	0	0	0	1		-100,0
CHERY	0	0	0	1		-100,0
CHUSHENG	0	0	0	1		-100,0
DFSK	0	1	0	7	-100,0	-100,0
FARIZON	0	4	0	4	-100,0	-100,0
JENHOO	0	0	0	1		-100,0
RUIYASHENG	0	1	0	1	-100,0	-100,0
TOTAL	6 060	7 356	31 890	39 074	-17,6	-18,4
TOTAL Russian brands	5 517	6 797	29 064	36 109	-18,8	-19,5
TOTAL foreign brands	543	559	2 826	2 965	-2,9	-4,7



LIGHT COMMERCIAL VEHICLES

Top 25 model ranking of new LCV sales including light trucks (N1 category) and minibuses (M2 category) in Russia, in May and 5 months 2025 (without pickups)

Rank	Model	Brand	May 2025	May 2024	5 months 2025	5 months 2024	Change May 2025 vs 2024, %	Change 5 months 2025 vs 2024, %
1	GAZelle NEXT	GAZ	1 570	2 302	8 171	13 412	-31,8	-39,1
2	LARGUS FURGON	LADA	692	1	3 543	3	69 100,0	118 000,0
3	3302 GAZelle	GAZ	539	570	2 357	3 089	-5,4	-23,7
4	2349 WIS	LADA	412	458	2 236	2 009	-10,0	11,3
5	3909	UAZ	345	642	2 055	3 310	-46,3	-37,9
6	ATLANT	SOLLERS	441	604	1 985	2 680	-27,0	-25,9
7	2752 SOBOL	GAZ	306	495	1 688	2 530	-38,2	-33,3
8	PROFI	UAZ	236	361	1 369	1 985	-34,6	-31,0
9	2310 SOBOL	GAZ	165	174	746	811	-5,2	-8,0
10	SOBOL NN	GAZ	100	101	740	719	-1,0	2,9
11	V-CLASS	MERCEDES	145	62	647	384	133,9	68,5
12	TOANO	FOTON	125	59	599	257	111,9	133,1
13	ARGO	SOLLERS	125	131	580	739	-4,6	-21,5
14	2206	UAZ	81	204	552	942	-60,3	-41,4
15	3741	UAZ	72	117	507	496	-38,5	2,2
16	KOMPAS 5 4X2	KAMAZ	47	56	403	362	-16,1	11,3
17	3221 GAZelle	GAZ	69	204	399	804	-66,2	-50,4
18	3962	UAZ	47	42	350	402	11,9	-12,9
19	GAZelle NN	GAZ	53	27	311	358	96,3	-13,1
20	TRANSIT	FORD	43	40	285	337	7,5	-15,4
21	2217 SOBOL	GAZ	73	58	253	431	25,9	-41,3
22	2346 WIS	LADA	33	48	209	168	-31,2	24,4
23	CAPTAIN T	DONGFENG	27	97	202	542	-72,2	-62,7
24	2705 GAZelle	GAZ	33	112	189	356	-70,5	-46,9
25	3303	UAZ	32	32	154	158	0,0	-2,5

5 months 2025

GAZelle NEXT

8 171 units **-39,1%**

LADA LARGUS FURGON

3 543 units **118000%**



GAZ GAZelle 3302

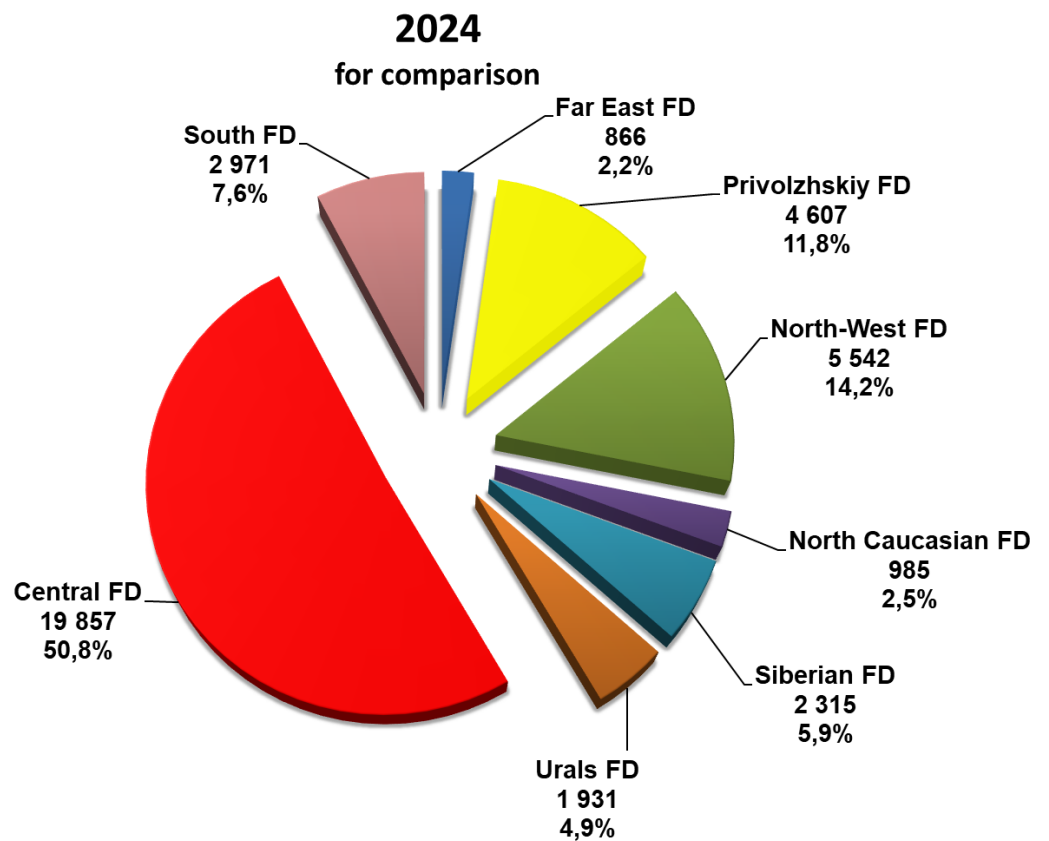
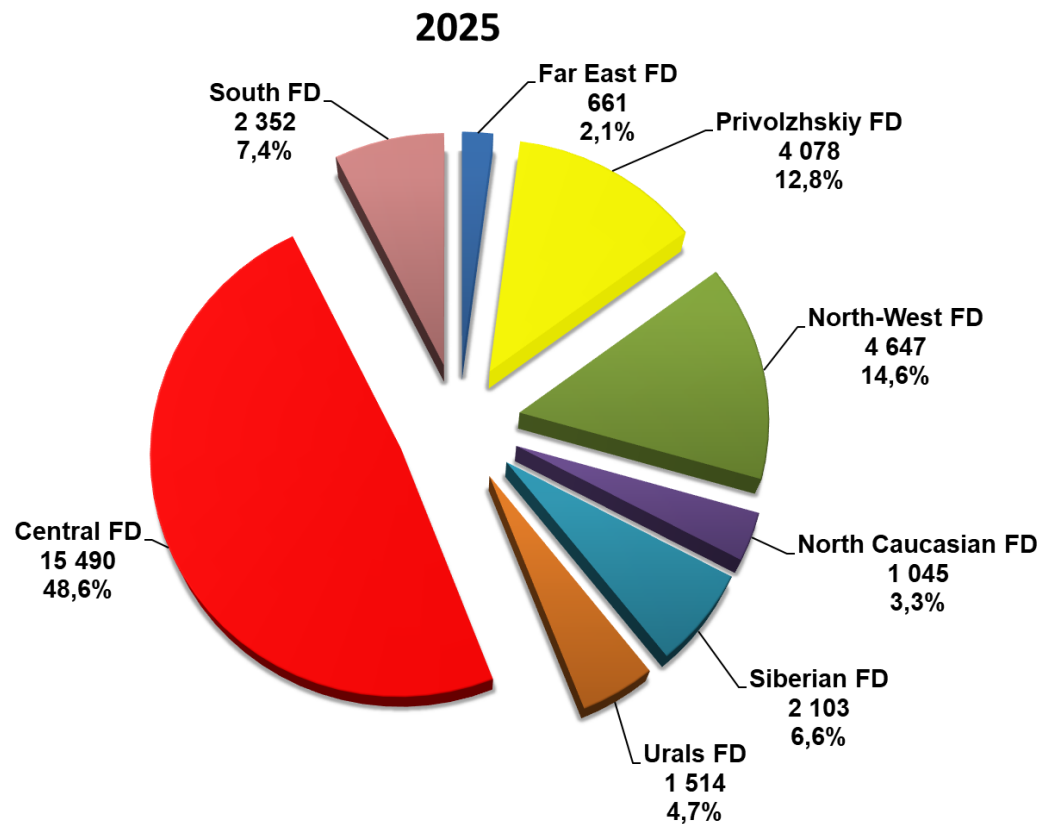
2 357 units **-23,7%**





LIGHT COMMERCIAL VEHICLES

Structure of new LCV sales including light trucks (N1 category) and minibuses (M2 category) in Russia in 5 months 2025 by Federal District

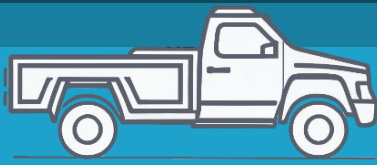




PICKUPS

Sales of new pickups in Russia in May and 5 months 2025 by brand

Brand	May 2025	May 2024	5 months 2025	5 months 2024	Change May 2025 vs 2024, %	Change 5 months 2025 vs 2024, %
JAC	370	387	2 081	1 562	-4,4	33,2
GREAT WALL	297	553	1 427	3 086	-46,3	-53,8
SOLLERS	168	250	1 092	832	-32,8	31,2
UAZ	155	272	1 040	1 622	-43,0	-35,9
FOTON	132	38	906	201	247,4	350,7
CHANGAN	122	184	695	673	-33,7	3,3
DODGE	113	114	515	754	-0,9	-31,7
MITSUBISHI	32	65	203	505	-50,8	-59,8
FORD	25	29	196	95	-13,8	106,3
TOYOTA	29	72	138	408	-59,7	-66,2
LANDWIND JIANGLING - JMC	20	7	129	39	185,7	230,8
DONGFENG	21	35	92	198	-40,0	-53,5
ISUZU	14	25	79	91	-44,0	-13,2
GMC	5	6	18	27	-16,7	-33,3
TESLA	5	0	18	0		
NISSAN	3	3	7	9	0,0	-22,2
CHEVROLET	0	2	6	9	-100,0	-33,3
HUANGHAI	0	3	5	7	-100,0	-28,6
JEEP	1	1	2	6	0,0	-66,7
MAXUS	1	3	2	7	-66,7	-71,4
GEELY	1	1	1	11	0,0	-90,9
HYUNDAI	0	0	1	7		-85,7
VOLKSWAGEN	0	1	1	14	-100,0	-92,9
ZX-AUTO	0	0	1	0		
KAICENE	0	0	0	1		-100,0
LADA	0	0	0	1		-100,0
VGX	0	0	0	1		-100,0
TOTAL	1 514	2 051	8 655	10 166	-26,2	-14,9
TOTAL Russian brands	323	522	2 132	2 455	-38,1	-13,2
TOTAL foreign brands	1 191	1 529	6 523	7 711	-22,1	-15,4



PICKUPS

Top 15 model ranking of new pickup sales in Russia in May and 5 months 2025

Rank	Model	Brand	May 2025	May 2024	5 months 2025	5 months 2024	Change May 2025 vs 2024, %	Change 5 months 2025 vs 2024, %
1	T9 HUNTER	JAC	225	103	1 330	186	118,4	615,1
2	ST6	SOLLERS	148	250	1 048	832	-40,8	26,0
3	2363 PICKUP	UAZ	155	272	1 040	1 622	-43,0	-35,9
4	TUNLAND	FOTON	132	38	904	201	247,4	349,8
5	POER	GREAT WALL	220	377	822	428	-41,6	92,1
6	HUNTER PLUS	CHANGAN	121	184	693	661	-34,2	4,8
7	POER KINGKONG	GREAT WALL	76	173	601	2 638	-56,1	-77,2
8	T8 PRO	JAC	95	251	541	1 010	-62,2	-46,4
9	RAM	PICKUP	113	114	515	754	-0,9	-31,7
10	L200	MITSUBISHI	32	65	203	505	-50,8	-59,8
11	T8	JAC	49	0	197	67		194,0
12	RANGER	FORD	19	20	151	48	-5,0	214,6
13	VIGUS	JMC	18	3	121	27	500,0	348,1
14	HILUX	TOYOTA	19	61	95	332	-68,9	-71,4
15	RICH	DONGFENG	21	35	90	196	-40,0	-54,1

5 months 2025

JAC T9 HUNTER
1 330 units **615,1%**

SOLLERS ST6
1 048 units **26%**

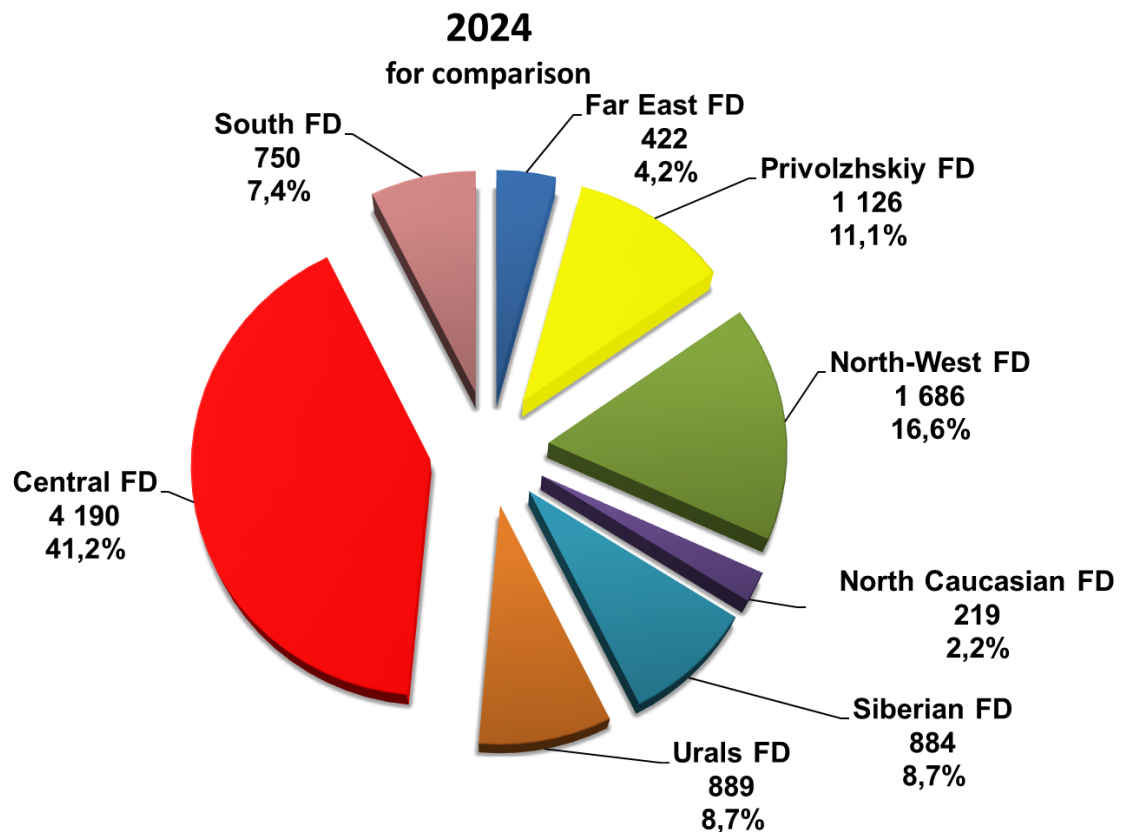
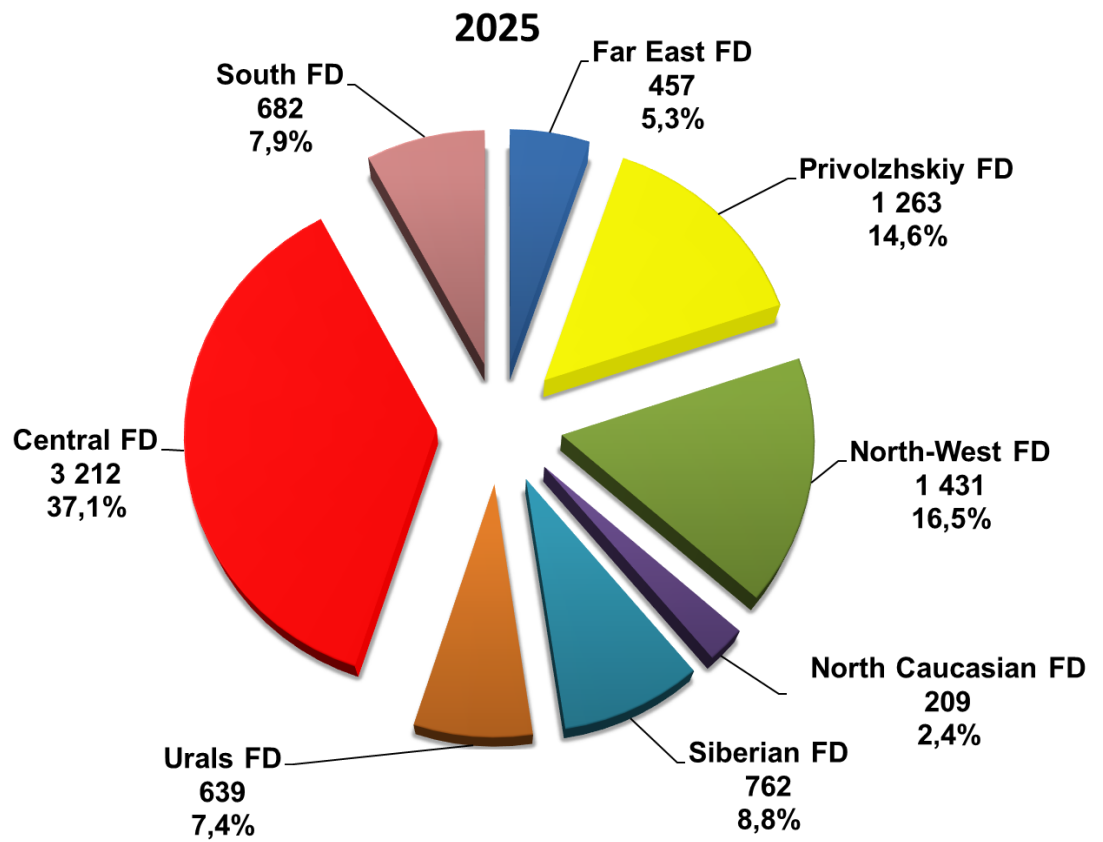
UAZ 2363 PICKUP
1 040 units **-35,9%**





PICKUPS

Structure of sales of new pickups in Russia in 5 months 2025 by Federal District



OUR CONTACTS



ASM Holding, OAO

21/5, Entrance 6, Kuznetsky Most Street, Moscow 107031

Contract Department, tel.: +7 495 626 0944

e-mail: inf@asm-holding.ru

Head of Market Research Centre – **VASILY SEIN**

e-mail: vasein@asm-holding.ru

Telegram: [@marketASM](https://www.instagram.com/@marketASM)

Project Manager – **ALEXANDER STERLIKOV**

Mobile: +7 905 747 2431

e-mail: sterlikov@asm-holding.ru

Website: www.asm-holding.ru

Telegram: [@ASMHOLDING](https://www.instagram.com/@ASMHOLDING)

Vkontakte: [oaoasmholding](https://vk.com/oaoasmholding)



Association of Russian Automakers (OAR)

8, Novovladykinsky Proezd, bldg. 5, POB 81, Moscow 127106

Tel.: +7 495 739 7095

e-mail: info_oar@mail.ru

Adviser for International Cooperation – **YURI KRAVTSOV**

e-mail: kravtsov_oar@mail.ru

Website: www.oar-info.ru