



13 MAY 2025

AUTOMOBILE MARKET OF RUSSIA IN APRIL AND JANUARY-APRIL 2025 NEW PASSENGER CARS, LIGHT COMMERCIAL VEHICLES AND PICKUPS

In April 2025, sales of new passenger cars, light commercial vehicles and pickups in Russia fell by 25.2% year-on-year to 109 937 vehicles. In January-April 2025, the total sales were 375 249 units, down 25.8% year-on-year.*
Sales results by type of motor vehicles:

- Passenger cars – 100 390 units in April 2025, down 26.0% YOY; 342 278 units in January-April 2025, down 26.5% YOY.
Among them electric vehicles (BEV) – 800 units in April 2025, down 64.9% YOY; 2 664 units in January-April 2025, down 68.3% YOY.
- Light commercial vehicles including light trucks (N1 category, without pickups) and minibuses (M2 category) – 7 687 units in April 2025, down 15.4% YOY; 25 830 units in January-April 2025, down 18.6% YOY.
- Pickups – 1 860 units in April 2025, down 17.5% YOY; 7 141 units in January-April 2025, down 12.0% YOY.

*(without sales to military, law enforcement and diplomatic agencies in the RF)

COMMENT:

Vasily Sein, Head of the Market Research Centre at ASM Holding, commented:

In April 2025, sales of new passenger cars were 100 390 units and fell by 26% as compared to April 2024, however this result is up 28% as compared to the sales in March 2025, and it reveals a trend of sales growth, which is nevertheless may turn out to be a short-time trend due to continuously unfavorable economic conditions. The car sales in January-April 2025 were 27% less than those in the same period of the last year. Sales of foreign-branded cars in the first four months of 2025 were down 31% year-on-year to 220 353 units, while sales of Russian brands fell by 17% to 121 925 cars. The top-3 best-selling passenger car brands in January-April 2025 include LADA with 105 874 vehicles sold (down 21.5%), followed by HAVAL as No.2 with 44 133 vehicles sold (down 16.6%) and CHERY as No.3 with 36 621 vehicles sold (down 19.5%). Sales of battery electric vehicles (BEVs) in January-April 2025 fell by 68.3% in comparison with the result of the first four months of 2024 (8 416 units).

In the segment of light commercial vehicles, April of 2025 showed growth of sales, by 20%, in comparison with the result of March 2025 (6 419 units). However, cumulatively in the first four months of this year, LCV sales fell by 19% year-on-year. Sales of foreign-branded LCVs in January-April 2025 declined slightly (down 5% to 2 283 units), while sales of domestic brands fell by 20% to 23 547 units. The best sales results in January-April 2025 were shown by the Russian brands: GAZ – 12 045 units (down 35%), LADA – 4 854 units (growth by 2.9 times), and UAZ – 4 244 units (down 31%). The share of GAZ brand in January-April 2025 was 47% of the new LCV market. The best-selling LCV model in January-April 2025 is GAZelle NEXT (6 601 units sold, down 41%).

Sales of pickups in January-April 2025 fell by 12% year-on-year. Sales of Russian-branded pickups were 1 809 units (down 6%), while sales of foreign brands fell by 14% to 5 332 units. The top-3 best-selling pickup brands include JAC – 1 711 units (up 46%), GREAT WALL – 1 130 units (down 55%), and SOLLERS – 924 units (up 59%). The best-selling pickup model is JAC T9 HUNTER – 1 105 units. The share of foreign brands is 75% of the pickup market.

OUR CONTACTS:

ASM Holding, OAO

21/5, Kuznetsky Most St., 107031, Moscow, Russia

Tel: +7 (495) 625-51-79, +7 (495) 626-04-71

e-mail: inf@asm-holding.ru

Association of Russian Automakers (OAR)

8, Novovladykinsky Proezd, bldg 5, POB 81, 127106, Moscow, Russia

Tel: +7 (495) 739 70 95

e-mail: info_oar@mail.ru



Developed by specialists of
AVTOSTAT-INFO



PASSENGER CARS

Sales of new passenger cars in Russia in April and 4 months 2025 by brand

Brand	April 2025	April 2024	4 months 2025	4 months 2024	Change April 2025 vs 2024, %	Change 4 months 2025 vs 2024, %
LADA	28 523	42 594	105 874	134 900	-33,0	-21,5
HAVAL	12 922	14 661	44 133	52 939	-11,9	-16,6
CHERY	10 860	12 999	36 621	45 473	-16,5	-19,5
GEELY	6 660	11 536	23 090	48 449	-42,3	-52,3
CHANGAN	4 490	8 365	17 315	28 516	-46,3	-39,3
BELGEE	3 909	3 020	10 154	7 364	29,4	37,9
JETOUR	3 166	3 146	9 210	8 300	0,6	11,0
OMODA	2 619	4 839	9 123	15 450	-45,9	-41,0
EXEED	2 903	4 412	7 401	15 445	-34,2	-52,1
JAECOO	1 949	2 103	6 981	6 132	-7,3	13,8
SOLARIS	2 300	998	6 309	1 164	130,5	442,0
TANK	1 501	2 417	5 754	8 827	-37,9	-34,8
MOSKVICH	1 402	2 111	5 060	7 062	-33,6	-28,3
TOYOTA	1 600	1 402	4 809	6 393	14,1	-24,8
GAC	1 258	1 171	4 602	4 555	7,4	1,0
LI XIANG	987	2 249	3 310	10 410	-56,1	-68,2
BMW	1 149	1 398	3 167	4 348	-17,8	-27,2
BAIC	820	1 242	2 459	3 161	-34,0	-22,2
SWM	518	125	2 213	287	314,4	671,1
MERCEDES	712	843	2 015	2 580	-15,5	-21,9
HYUNDAI	641	1 185	1 993	5 276	-45,9	-62,2
UAZ	634	819	1 892	2 934	-22,6	-35,5
KNEWSTAR	519	0	1 884	0		
XCITE	473	1	1 774	1	47 200,0	177 300,0
VOYAH	513	964	1 764	4 463	-46,8	-60,5
HONGQI	436	410	1 695	1 525	6,3	11,1
KIA	579	1 297	1 642	6 478	-55,4	-74,7
JAC	475	666	1 518	1 801	-28,7	-15,7
KAIYI	564	724	1 465	2 376	-22,1	-38,3
VOLKSWAGEN	462	569	1 202	2 190	-18,8	-45,1
ZEEKR	238	749	947	3 692	-68,2	-74,3
SKODA	301	234	900	1 075	28,6	-16,3
WEY	218	66	798	158	230,3	405,1
LEXUS	269	499	780	2 072	-46,1	-62,4
SOUEAST	224	4	758	29	5 500,0	2 513,8
DONGFENG	151	101	752	217	49,5	246,5
LAND ROVER	253	252	737	776	0,4	-5,0
JETTA	248	301	731	1 194	-17,6	-38,8
EVOLUTE	190	206	717	623	-7,8	15,1
MAZDA	221	477	708	2 123	-53,7	-66,7
HUAWEI AITO	174	119	672	262	46,2	156,5
AUDI	206	314	626	1 143	-34,4	-45,2



PASSENGER CARS

Brand	April 2025	April 2024	4 months 2025	4 months 2024	Change April 2025 vs 2024, %	Change 4 months 2025 vs 2024, %
PORSCHE	212	237	574	782	-10,5	-26,6
FAW	168	845	484	2 405	-80,1	-79,9
HONDA	139	274	481	817	-49,3	-41,1
LIVAN	110	278	415	1 005	-60,4	-58,7
BYD	122	131	369	386	-6,9	-4,4
AEOLUS	52	62	348	161	-16,1	116,1
AVATR	87	79	337	325	10,1	3,7
DFSK	73	28	302	49	160,7	516,3
NISSAN	80	115	267	432	-30,4	-38,2
SUBARU	64	173	201	698	-63,0	-71,2
ORA	58	33	192	64	75,8	200,0
SUZUKI	47	58	161	252	-19,0	-36,1
AVRORA	44	0	157	0		
JEEP	59	68	152	248	-13,2	-38,7
CHEVROLET	43	294	146	1 174	-85,4	-87,6
MITSUBISHI	34	439	126	1 734	-92,3	-92,7
VOLVO	43	26	126	122	65,4	3,3
AURUS	25	24	117	44	4,2	165,9
MG	32	63	117	135	-49,2	-13,3
PEUGEOT	24	17	107	75	41,2	42,7
ROX	38	87	102	175	-56,3	-41,7
CADILLAC	39	61	96	208	-36,1	-53,8
LYNK AND CO	27	31	89	139	-12,9	-36,0
DENZA	39	11	82	36	254,5	127,8
XIAOMI	28	0	80	0		
SSANGYONG	69	7	79	24	885,7	229,2
GENESIS	29	25	75	109	16,0	-31,2
TRUMPCHI	59	12	67	24	391,7	179,2
VGV	26	0	67	0		
ROLLS ROYCE	26	16	66	51	62,5	29,4
INFINITI	21	21	64	67	0,0	-4,5
BENTLEY	28	21	63	62	33,3	1,6
FORTHING	14	29	62	69	-51,7	-10,1
TESLA	17	129	60	402	-86,8	-85,1
CITROEN	23	17	53	70	35,3	-24,3
FORD	22	44	52	128	-50,0	-59,4
MINI	18	22	49	57	-18,2	-14,0
LAMBORGHINI	12	22	40	58	-45,5	-31,0
AMBERAVTO	3	11	24	19	-72,7	26,3
FERRARI	9	2	21	8	350,0	162,5
HAIMA	9	4	21	13	125,0	61,5
VENUCIA	12	1	20	4	1 100,0	400,0
YANGWANG	3	31	20	80	-90,3	-75,0
GMC	5	15	19	58	-66,7	-67,2



PASSENGER CARS

Brand	April 2025	April 2024	4 months 2025	4 months 2024	Change April 2025 vs 2024, %	Change 4 months 2025 vs 2024, %
LOTUS	1	33	14	136	-97,0	-89,7
BAW	11	8	13	15	37,5	-13,3
DAIHATSU	3	5	13	19	-40,0	-31,6
HIPHI	7	14	13	47	-50,0	-72,3
OSHAN	5	5	12	17	0,0	-29,4
LINCOLN	3	10	11	25	-70,0	-56,0
JAGUAR	3	5	10	31	-40,0	-67,7
DODGE	4	19	8	46	-78,9	-82,6
SKYWELL	2	17	8	51	-88,2	-84,3
ZOTYE	2	1	8	2	100,0	300,0
ALFA ROMEO	2	8	6	10	-75,0	-40,0
ALPINA	1	2	5	5	-50,0	0,0
HOZON	0	4	5	7	-100,0	-28,6
ACURA	2	4	4	17	-50,0	-76,5
LEAPMOTOR	2	5	4	16	-60,0	-75,0
NIO	3	12	4	37	-75,0	-89,2
SAIC-GM-WULING	1	6	4	11	-83,3	-63,6
ASTON MARTIN	3	1	3	3	200,0	0,0
BAOJUN	1	0	3	5		-40,0
SAMSUNG	0	0	3	1		200,0
MASERATI	1	6	2	13	-83,3	-84,6
MAXUS	0	1	2	2	-100,0	0,0
MCLAREN	0	2	2	2	-100,0	0,0
RENAULT	0	22	2	154	-100,0	-98,7
SMART	0	1	2	2	-100,0	0,0
STELATO	0	0	2	0		
WULING	1	0	2	1		100,0
ARCFOX	0	0	1	0		
FIAT	0	0	1	2		-50,0
GAZ	0	7	1	15	-100,0	-93,3
IM	0	0	1	0		
INEOS	0	0	1	1		0,0
IRAN KHODRO	1	2	1	8	-50,0	-87,5
ISUZU	1	2	1	4	-50,0	-75,0
XIAOPENG	1	4	1	9	-75,0	-88,9
BUICK	0	2	0	16	-100,0	-100,0
CHRYSLER	0	1	0	1	-100,0	-100,0
CUPRA	0	0	0	2		-100,0
DACIA	0	0	0	15		-100,0
DAEWOO	0	0	0	2		-100,0
DAYUN	0	0	0	1		-100,0
IM MOTORS	0	0	0	1		-100,0
KAMA	0	0	0	4		-100,0
LUCID	0	1	0	1	-100,0	-100,0



PASSENGER CARS

Brand	April 2025	April 2024	4 months 2025	4 months 2024	Change April 2025 vs 2024, %	Change 4 months 2025 vs 2024, %
POLESTAR	0	1	0	1	-100,0	-100,0
RIVIAN	0	2	0	3	-100,0	-100,0
ROEWE	0	1	0	4	-100,0	-100,0
SEHOL	0	0	0	1		-100,0
SOKON	0	1	0	3	-100,0	-100,0
WELTMEISTER	0	2	0	3	-100,0	-100,0
ZHIJI	0	0	0	5		-100,0
TOTAL	100 390	135 668	342 278	465 709	-26,0	-26,5
TOTAL Russian brands	33 594	46 771	121 925	146 766	-28,2	-16,9
TOTAL foreign brands	66 796	88 897	220 353	318 943	-24,9	-30,9

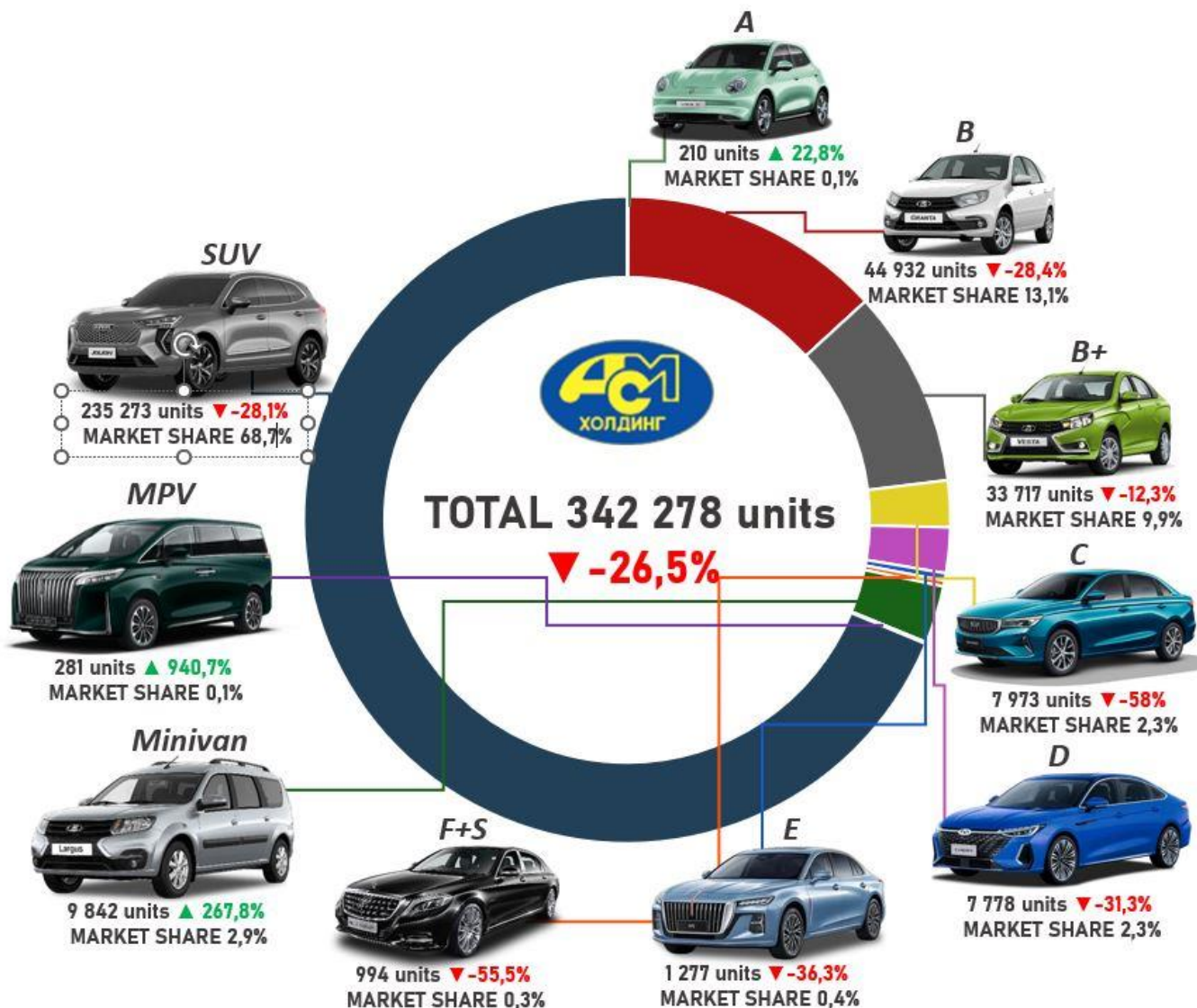


PASSENGER CARS

Sales of new passenger cars in Russia in April and 4 months 2025 by class

Class	April 2025	April 2024	4 months 2025	4 months 2024	Market share April 2025, %	Market share 4 months 2025, %	Change April 2025 vs 2024, %	Change 4 months 2025 vs 2024, %
A	79	57	210	171	0,1	0,1	38,6	22,8
B	13 065	19 714	44 932	62 770	13,0	13,1	-33,7	-28,4
B+	8 265	14 233	33 717	38 427	8,2	9,9	-41,9	-12,3
C	2 391	6 147	7 973	18 993	2,4	2,3	-61,1	-58,0
D	2 585	3 721	7 778	11 320	2,6	2,3	-30,5	-31,3
E	432	594	1 277	2 004	0,4	0,4	-27,3	-36,3
F+S	361	643	994	2 233	0,4	0,3	-43,9	-55,5
Minivan	2 714	1 004	9 842	2 676	2,7	2,9	170,3	267,8
MPV	122	11	281	27	0,1	0,1	1 009,1	940,7
SUV	70 375	89 540	235 273	327 072	70,1	68,7	-21,4	-28,1
Not identified	1	4	1	16	0,0	0,0	-75,0	-93,8
TOTAL	100 390	135 668	342 278	465 709	100,0	100,0	-26,0	-26,5

4 months 2025





PASSENGER CARS

Top 25 model ranking of new passenger car sales in Russia in April and 4 months 2025

Rank	Model	Brand	April 2025	April 2024	4 months 2025	4 months 2024	Change April 2025 vs 2024, %	Change 4 months 2025 vs 2024, %
1	GRANTA	LADA	12 996	19 599	44 706	62 376	-33,7	-28,3
2	VESTA	LADA	7 098	13 346	30 445	37 374	-46,8	-18,5
3	JOLION	HAVAL	5 515	6 142	17 394	22 170	-10,2	-21,5
4	TIGGO 7 PRO MAX	CHERY	4 127	4 402	15 193	14 041	-6,2	8,2
5	NIVA TRAVEL	LADA	3 109	5 073	11 766	17 881	-38,7	-34,2
6	NIVA LEGEND	LADA	2 957	4 551	10 302	16 937	-35,0	-39,2
7	TIGGO 4 PRO	CHERY	2 256	4 304	9 063	13 007	-47,6	-30,3
8	M6	HAVAL	2 607	3 256	8 717	11 393	-19,9	-23,5
9	MONJARO	GEELY	2 571	3 278	8 677	16 889	-21,6	-48,6
10	LARGUS	LADA	2 272	16	8 436	172	14 100,0	4 804,7
11	C5	OMODA	1 940	3 518	7 433	12 438	-44,9	-40,2
12	UNI-S	CHANGAN	1 960	0	7 282	0		
13	X50	BELGEE	2 706	3 020	6 317	7 364	-10,4	-14,2
14	F7	HAVAL	1 923	1 966	6 066	7 575	-2,2	-19,9
15	H3	HAVAL	1 356	1	5 126	3	135 500,0	170 766,7
16	J7	JAECOO	1 415	1 904	5 008	5 923	-25,7	-15,4
17	TIGGO 4	CHERY	2 195	4	4 715	27	54 775,0	17 363,0
18	MOSKVICH 3	MOSKVICH	1 187	1 806	4 446	6 126	-34,3	-27,4
19	DASHING	JETOUR	1 586	1 509	4 423	4 743	5,1	-6,7
20	ATLAS	GEELY	1 166	562	4 091	3 172	107,5	29,0
21	X70	BELGEE	1 203	0	3 837	0		
22	CS35	CHANGAN	864	1 837	3 643	5 670	-53,0	-35,7
23	LX	EXEED	1 954	1 195	3 638	4 079	63,5	-10,8
24	DARGO	HAVAL	687	1 834	3 413	6 542	-62,5	-47,8
25	TIGGO 8 PRO MAX	CHERY	940	1 096	3 368	4 713	-14,2	-28,5

4 months 2025

LADA VESTA
30 445 units **-18,5%**



LADA GRANTA
44 706 units **-28,3%**



HAVAL JOLION
17 394 units **-21,5%**





PASSENGER CARS

Sales of new electric cars (BEV) in Russia in April and 4 months 2025 by brand

Brand / electric cars	April 2025	April 2024	4 months 2025	4 months 2024	Change April 2025 vs 2024, %	Change 4 months 2025 vs 2024, %
ZEEKR	238	749	947	3 692	-68,2	-74,3
EVOLUTE	95	206	263	623	-53,9	-57,8
AVATR	65	79	257	325	-17,7	-20,9
ORA	58	33	192	64	75,8	200,0
MOSKVICH	78	105	181	530	-25,7	-65,8
GEELY	60	5	105	12	1100,0	775,0
BYD	22	91	86	278	-75,8	-69,1
XIAOMI	28	0	80	0		
VOYAH	13	22	67	152	-40,9	-55,9
TESLA	17	129	60	402	-86,8	-85,1
VOLKSWAGEN	10	139	45	663	-92,8	-93,2
MERCEDES	15	18	38	62	-16,7	-38,7
HONGQI	10	19	34	59	-47,4	-42,4
PORSCHE	9	15	29	39	-40,0	-25,6
BMW	6	49	28	179	-87,8	-84,4
AMBERAVTO	3	11	24	19	-72,7	26,3
LEXUS	4	4	20	17	0,0	17,6
LI XIANG	6	22	19	97	-72,7	-80,4
HONDA	6	65	19	214	-90,8	-91,1
HUAWEI AITO	4	6	17	9	-33,3	88,9
LOTUS	0	33	13	136	-100,0	-90,4
HIPHI	7	14	13	47	-50,0	-72,3
ROLLS ROYCE	4	5	11	11	-20,0	0,0
TOYOTA	3	11	9	68	-72,7	-86,8
DENZA	0	6	8	17	-100,0	-52,9
CHERY	3	2	7	13	50,0	-46,2
MG	5	12	7	14	-58,3	-50,0
MINI	0	0	7	3		133,3
BAW	7	0	7	1		600,0
AUDI	0	15	6	35	-100,0	-82,9
HOZON	0	4	5	7	-100,0	-28,6
KIA	2	8	4	22	-75,0	-81,8
KAIYI	4	0	4	0		
NISSAN	1	3	4	22	-66,7	-81,8
SAIC-GM-WULING	1	6	4	11	-83,3	-63,6
NIO	3	12	4	37	-75,0	-89,2
GAC	3	4	3	8	-25,0	-62,5
HYUNDAI	0	5	3	14	-100,0	-78,6



PASSENGER CARS

Brand / electric cars	April 2025	April 2024	4 months 2025	4 months 2024	Change April 2025 vs 2024, %	Change 4 months 2025 vs 2024, %
SKYWELL	1	6	3	28	-83,3	-89,3
BAOJUN	1	0	3	5		-40,0
CHANGAN	1	8	2	24	-87,5	-91,7
JAC	2	0	2	0		
CADILLAC	0	0	2	6		-66,7
FORTHING	0	0	2	2		0,0
LEAPMOTOR	1	2	2	7	-50,0	-71,4
SMART	0	1	2	2	-100,0	0,0
STELATO	0	0	2	0		
LADA	0	0	1	3		-66,7
JAECOO	1	0	1	0		
BAIC	0	0	1	1		0,0
ŠKODA	0	0	1	0		
FAW	1	334	1	372	-99,7	-99,7
VOLVO	0	0	1	3		-66,7
ROX	0	3	1	4	-100,0	-75,0
GENESIS	0	1	1	2	-100,0	-50,0
YANGWANG	0	1	1	3	-100,0	-66,7
ACURA	1	0	1	0		
WULING	0	0	1	0		
XIAOPENG	1	4	1	9	-75,0	-88,9
ARCFOX	0	0	1	0		
IM	0	0	1	0		
HAVAL	0	0	0	2		-100,0
JETOUR	0	0	0	1		-100,0
EXEED	0	0	0	3		-100,0
TANK	0	0	0	1		-100,0
WEY	0	0	0	1		-100,0
DONGFENG	0	0	0	1		-100,0
MITSUBISHI	0	2	0	4	-100,0	-100,0
PEUGEOT	0	0	0	1		-100,0
FORD	0	2	0	3	-100,0	-100,0
JAGUAR	0	1	0	6	-100,0	-100,0
FIAT	0	0	0	1		-100,0
SOKON	0	1	0	1	-100,0	-100,0
POLESTAR	0	1	0	1	-100,0	-100,0
WELTMEISTER	0	2	0	3	-100,0	-100,0
LUCID	0	1	0	1	-100,0	-100,0
RIVIAN	0	2	0	3	-100,0	-100,0
ZHIJI	0	0	0	5		-100,0



PASSENGER CARS

Brand / electric cars	April 2025	April 2024	4 months 2025	4 months 2024	Change April 2025 vs 2024, %	Change 4 months 2025 vs 2024, %
KAMA	0	0	0	4		-100,0
IM MOTORS	0	0	0	1		-100,0
ВСЕГО	800	2 279	2 664	8 416	-64,9	-68,3
ВСЕГО Российские марки	176	322	469	1 179	-45,3	-60,2
ВСЕГО Иномарки	624	1 957	2 195	7 237	-68,1	-69,7

4 months 2025

ZEEKR 001

538 units **-77,8%**

AVATR C11

216 units **-18,5%**



EVOLUTE I-PRO

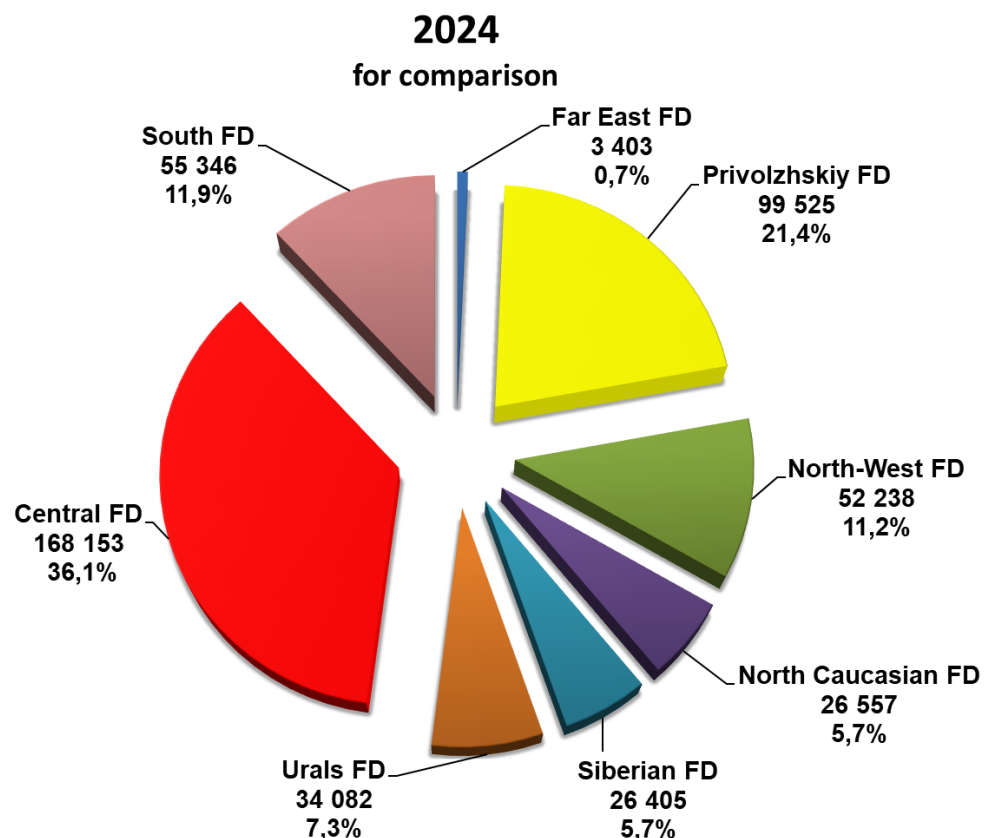
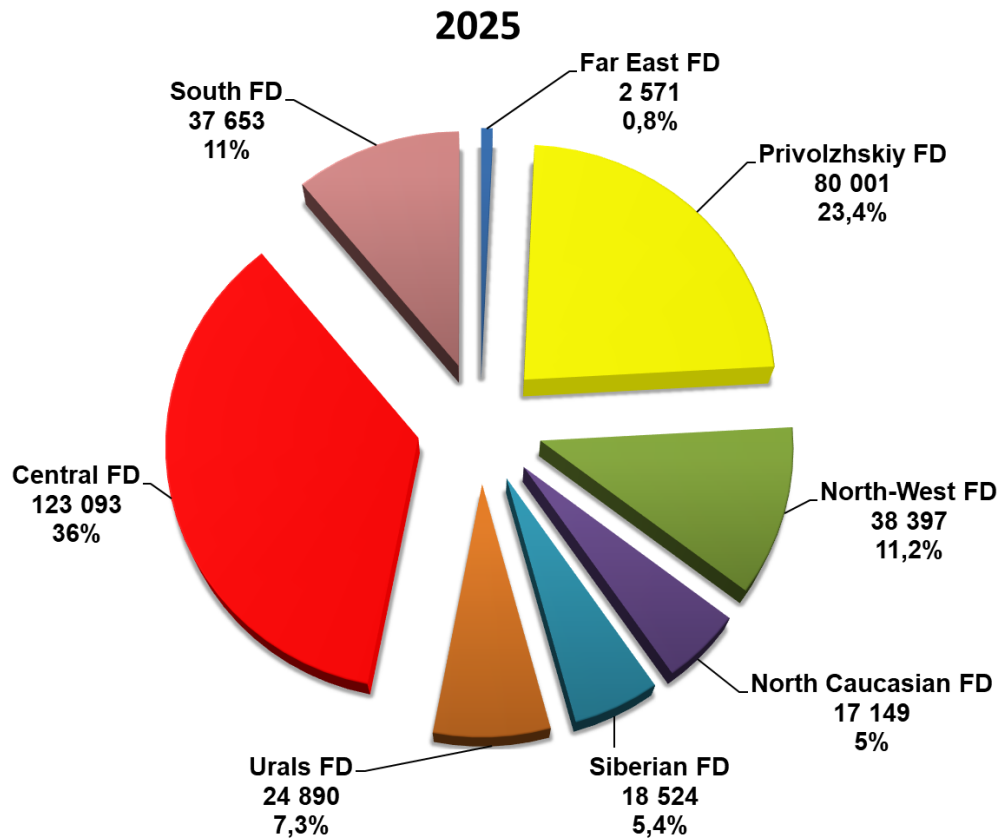
208 units **-60,8%**





PASSENGER CARS

Structure of new car sales in Russia in 4 months 2025 by Federal District





LIGHT COMMERCIAL VEHICLES

Sales of new light commercial vehicles in Russia Including light trucks (N1 category) and minibuses (M2 category) in April and 4 months 2025 by brand (without pickups)

Brand	April 2025	April 2024	4 months 2025	4 months 2024	Change April 2025 vs 2024, %	Change 4 months 2025 vs 2024, %
GAZ	3 691	5 256	12 045	18 533	-29,8	-35,0
LADA	1 504	581	4 854	1 673	158,9	190,1
UAZ	1 264	1 625	4 244	6 115	-22,2	-30,6
SOLLERS	506	811	2 003	2 684	-37,6	-25,4
MERCEDES	199	133	580	424	49,6	36,8
FOTON	125	67	476	198	86,6	140,4
DONGFENG	74	190	362	587	-61,1	-38,3
KAMAZ	103	74	356	306	39,2	16,3
FORD	50	90	254	303	-44,4	-16,2
FIAT	32	25	117	70	28,0	67,1
PEUGEOT	36	23	105	66	56,5	59,1
CHANGAN	16	27	61	105	-40,7	-41,9
IVECO	10	31	53	80	-67,7	-33,8
RENAULT	18	20	52	54	-10,0	-3,7
VOLKSWAGEN	11	40	44	157	-72,5	-72,0
AVRORA	2	0	41	0		
CITROEN	8	15	32	51	-46,7	-37,3
HYUNDAI	2	9	13	24	-77,8	-45,8
AVIOR	0	0	11	0		
MAXUS	2	2	11	18	0,0	-38,9
SHAANXI	1	0	11	0		
KIA	1	14	10	59	-92,9	-83,1
SHANQI	4	0	10	0		
BAW	0	17	9	31	-100,0	-71,0
FAW	6	0	8	0		
NISSAN	2	0	8	2		300,0
SUZUKI	3	12	8	64	-75,0	-87,5
WULING	1	6	8	12	-83,3	-33,3
LANDWIND JIANGLING - JMC	0	0	6	0		
MAN	4	0	6	0		
OPEL	1	3	6	12	-66,7	-50,0
TOYOTA	2	5	6	23	-60,0	-73,9
JAC	2	8	3	38	-75,0	-92,1
EVM	1	0	2	1		100,0
FORTHING	0	1	2	3	-100,0	-33,3
MAZ	1	0	2	2		0,0
SOVA	0	0	2	0		
GMC	1	0	1	3		-66,7
HOWO	1	0	1	0		
JINBEI	0	0	1	2		-50,0
KAMAG	0	1	1	1	-100,0	0,0



LIGHT COMMERCIAL VEHICLES

Brand	April 2025	April 2024	4 months 2025	4 months 2024	Change April 2025 vs 2024, %	Change 4 months 2025 vs 2024, %
LINXYS	1	0	1	0		
MITSUBISHI	1	0	1	2		-50,0
QILING	0	0	1	0		
SHINERAY	1	1	1	2	0,0	-50,0
SRM	0	0	1	0		
BRILLIANCE	0	0	0	1		-100,0
CHERY	0	0	0	1		-100,0
CHUSHENG	0	0	0	1		-100,0
DAIHATSU	0	0	0	1		-100,0
DFSK	0	1	0	6	-100,0	-100,0
JENHOO	0	1	0	1	-100,0	-100,0
SAIC-GM-WULING	0	0	0	2		-100,0
TOTAL	7 687	9 089	25 830	31 718	-15,4	-18,6
TOTAL Russian brands	7 071	8 347	23 547	29 314	-15,3	-19,7
TOTAL foreign brands	616	742	2 283	2 404	-17,1	-5,0



LIGHT COMMERCIAL VEHICLES

Top 25 model ranking of new LCV sales including light trucks (N1 category) and minibuses (M2 category) in Russia, in April and 4 months 2025 (without pickups)

Rank	Model	Brand	April 2025	April 2024	4 months 2025	4 months 2024	Change April 2025 vs 2024, %	Change 4 months 2025 vs 2024, %
1	GAZelle NEXT	GAZ	1 914	3 291	6 601	11 110	-41,8	-40,6
2	LARGUS FURGON	LADA	872	1	2 851	2	87 100,0	142 450,0
3	2349 WIS	LADA	578	540	1 824	1 551	7,0	17,6
4	3302 GAZelle	GAZ	619	716	1 818	2 519	-13,5	-27,8
5	3909	UAZ	455	713	1 710	2 668	-36,2	-35,9
6	ATLANT	SOLLERS	345	627	1 544	2 076	-45,0	-25,6
7	2752 SOBOL	GAZ	394	509	1 382	2 035	-22,6	-32,1
8	PROFI	UAZ	324	434	1 133	1 624	-25,3	-30,2
9	SOBOL NN	GAZ	211	87	640	618	142,5	3,6
10	2310 SOBOL	GAZ	204	181	581	637	12,7	-8,8
11	V-CLASS	MERCEDES	180	98	502	322	83,7	55,9
12	TOANO	FOTON	125	67	474	198	86,6	139,4
13	2206	UAZ	156	235	471	738	-33,6	-36,2
14	ARGO	SOLLERS	157	184	455	608	-14,7	-25,2
15	3741	UAZ	159	112	435	379	42,0	14,8
16	KOMPAS 5 4X2	KAMAZ	103	74	356	306	39,2	16,3
17	3221 GAZelle	GAZ	87	141	330	600	-38,3	-45,0
18	3962	UAZ	111	55	303	360	101,8	-15,8
19	GAZelle NN	GAZ	135	93	258	331	45,2	-22,1
20	TRANSIT	FORD	45	88	242	297	-48,9	-18,5
21	2217 SOBOL	GAZ	55	91	180	373	-39,6	-51,7
22	2346 WIS	LADA	52	40	176	120	30,0	46,7
23	CAPTAIN T	DONGFENG	24	140	175	445	-82,9	-60,7
24	2705 GAZelle	GAZ	44	81	156	244	-45,7	-36,1
25	K33-561	DONGFENG	29	49	125	140	-40,8	-10,7

4 months 2025

GAZelle NEXT

6 601 units **-40,6%**

LADA LARGUS FURGON

2 851 units **142450%**

LADA 2349 WIS

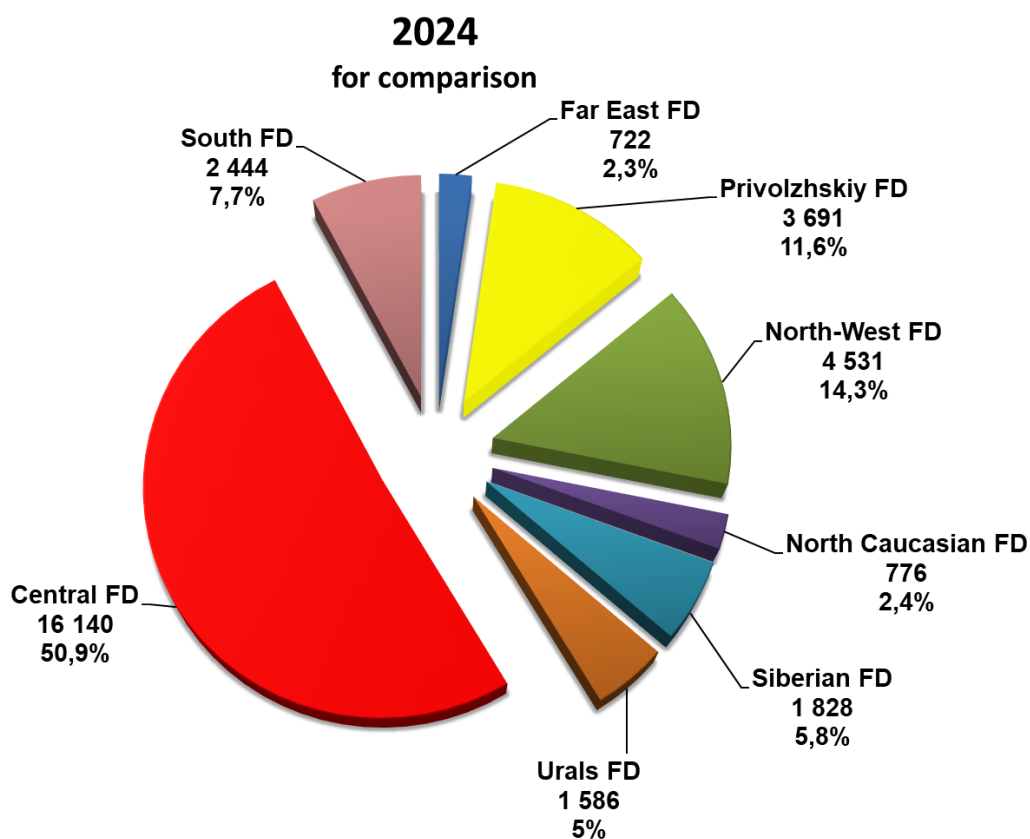
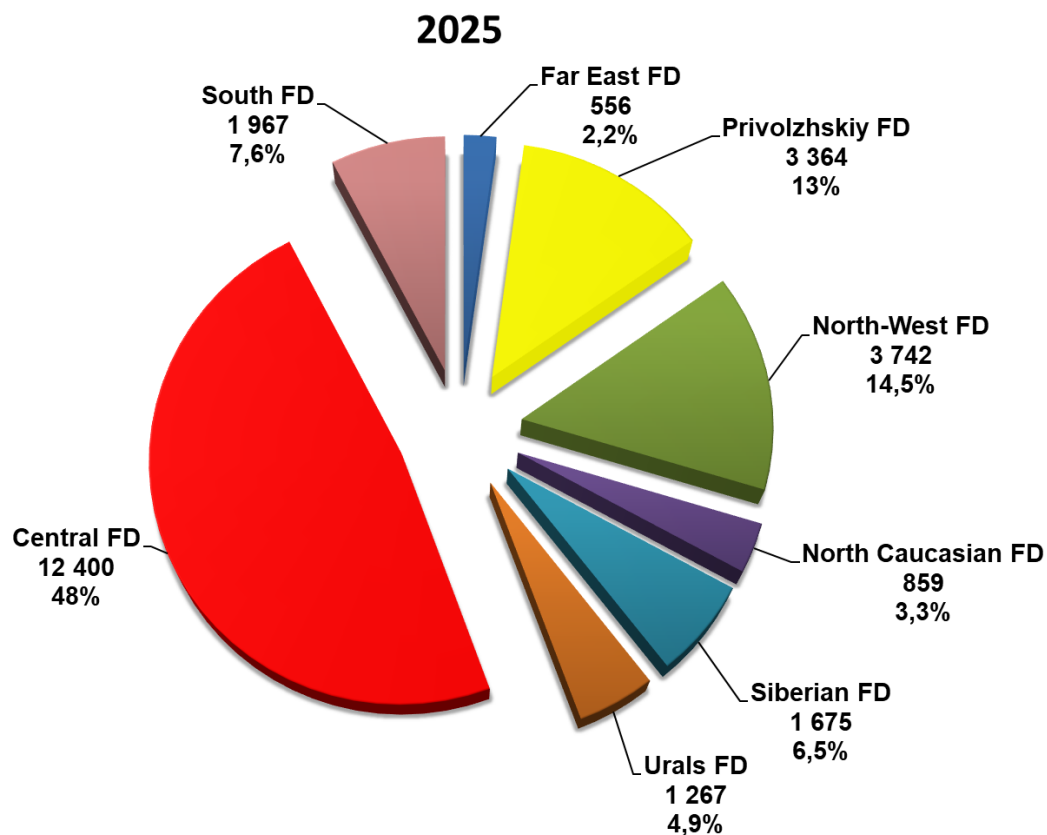
1 824 шт., **17,6%**





LIGHT COMMERCIAL VEHICLES

Structure of new LCV sales including light trucks (N1 category) and minibuses (M2 category) in Russia in 4 months 2025 by Federal District





PICKUPS

Sales of new pickups in Russia in April and 4 months 2025 by brand

Brand	April 2025	April 2024	4 months 2025	4 months 2024	Change April 2025 vs 2024, %	Change 4 months 2025 vs 2024, %
JAC	443	378	1 711	1 175	17,2	45,6
GREAT WALL	324	608	1 130	2 533	-46,7	-55,4
SOLLERS	226	218	924	582	3,7	58,8
UAZ	210	357	885	1 350	-41,2	-34,4
FOTON	204	70	774	163	191,4	374,8
CHANGAN	124	132	573	489	-6,1	17,2
DODGE	139	187	402	640	-25,7	-37,2
FORD	41	20	171	66	105,0	159,1
MITSUBISHI	46	119	171	440	-61,3	-61,1
LANDWIND JIANGLING - JMC	21	8	109	32	162,5	240,6
TOYOTA	34	83	109	336	-59,0	-67,6
DONGFENG	19	28	71	163	-32,1	-56,4
ISUZU	20	21	65	66	-4,8	-1,5
GMC	4	9	13	21	-55,6	-38,1
TESLA	2	0	13	0		
CHEVROLET	2	0	6	7		-14,3
HUANGHAI	0	4	5	4	-100,0	25,0
NISSAN	1	1	4	6	0,0	-33,3
HYUNDAI	0	2	1	7	-100,0	-85,7
JEEP	0	1	1	5	-100,0	-80,0
MAXUS	0	2	1	4	-100,0	-75,0
VOLKSWAGEN	0	3	1	13	-100,0	-92,3
ZX-AUTO	0	0	1	0		
GEELY	0	3	0	10	-100,0	-100,0
KAICENE	0	0	0	1		-100,0
LADA	0	0	0	1		-100,0
VGV	0	1	0	1	-100,0	-100,0
TOTAL	1 860	2 255	7 141	8 115	-17,5	-12,0
TOTAL Russian brands	436	575	1 809	1 933	-24,2	-6,4
TOTAL foreign brands	1 424	1 680	5 332	6 182	-15,2	-13,7



PICKUPS

Top 15 model ranking of new pickup sales in Russia in April and 4 months 2025

Rank	Model	Brand	April 2025	April 2024	4 months 2025	4 months 2024	Change April 2025 vs 2024, %	Change 4 months 2025 vs 2024, %
1	T9 HUNTER	JAC	242	79	1 105	83	206,3	1 231,3
2	ST6	SOLLERS	207	218	900	582	-5,0	54,6
3	2363 PICKUP	UAZ	210	357	885	1 350	-41,2	-34,4
4	TUNLAND	FOTON	202	70	772	163	188,6	373,6
5	POER	GREAT WALL	246	15	602	51	1 540,0	1 080,4
6	HUNTER PLUS	CHANGAN	124	129	572	477	-3,9	19,9
7	POER KINGKONG	GREAT WALL	78	588	525	2 465	-86,7	-78,7
8	T8 PRO	JAC	131	186	446	759	-29,6	-41,2
9	RAM	PICKUP	139	187	402	640	-25,7	-37,2
10	L200	MITSUBISHI	46	119	171	440	-61,3	-61,1
11	T8	JAC	66	67	148	67	-1,5	120,9
12	RANGER	FORD	31	9	132	28	244,4	371,4
13	VIGUS	JMC	20	1	103	24	1 900,0	329,2
14	HILUX	TOYOTA	22	64	76	271	-65,6	-72,0
15	RICH	DONGFENG	18	27	69	161	-33,3	-57,1

4 months 2025

JAC T9 HUNTER

1 105 units **1231,3%**

SOLLERS ST6

900 units **54,6%**

UAZ 2363 PICKUP

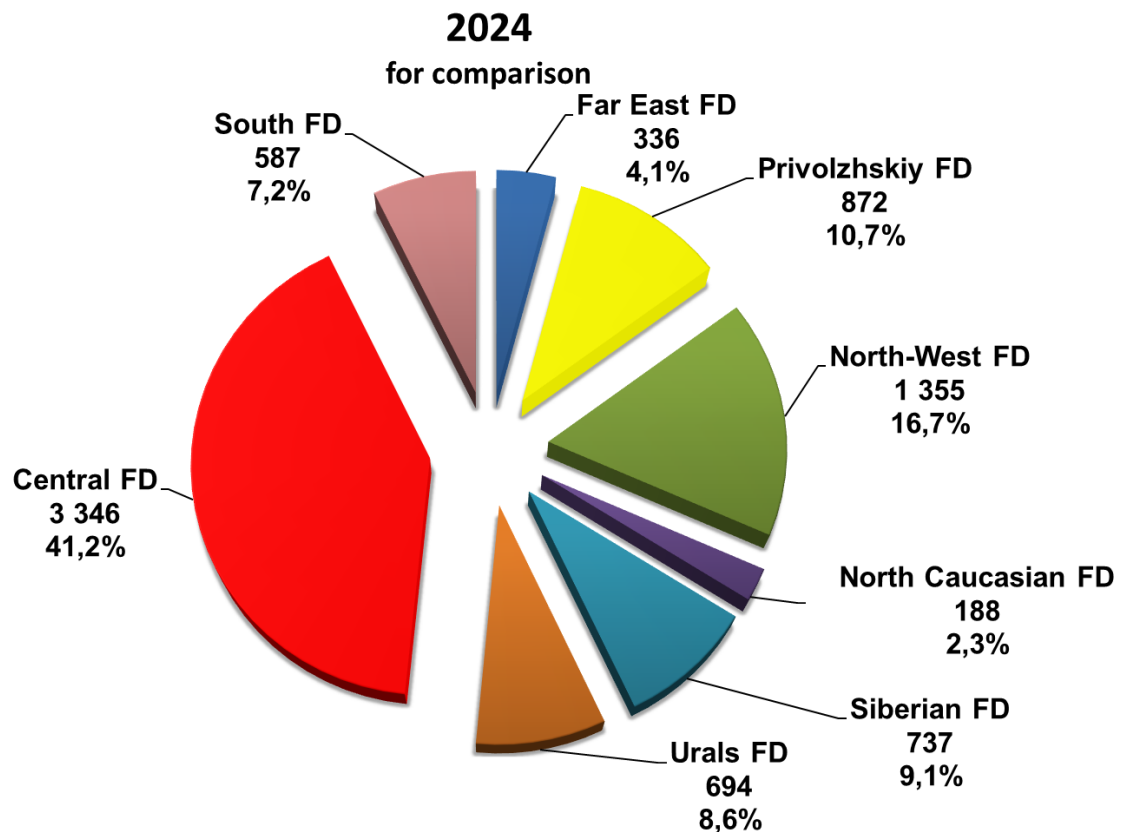
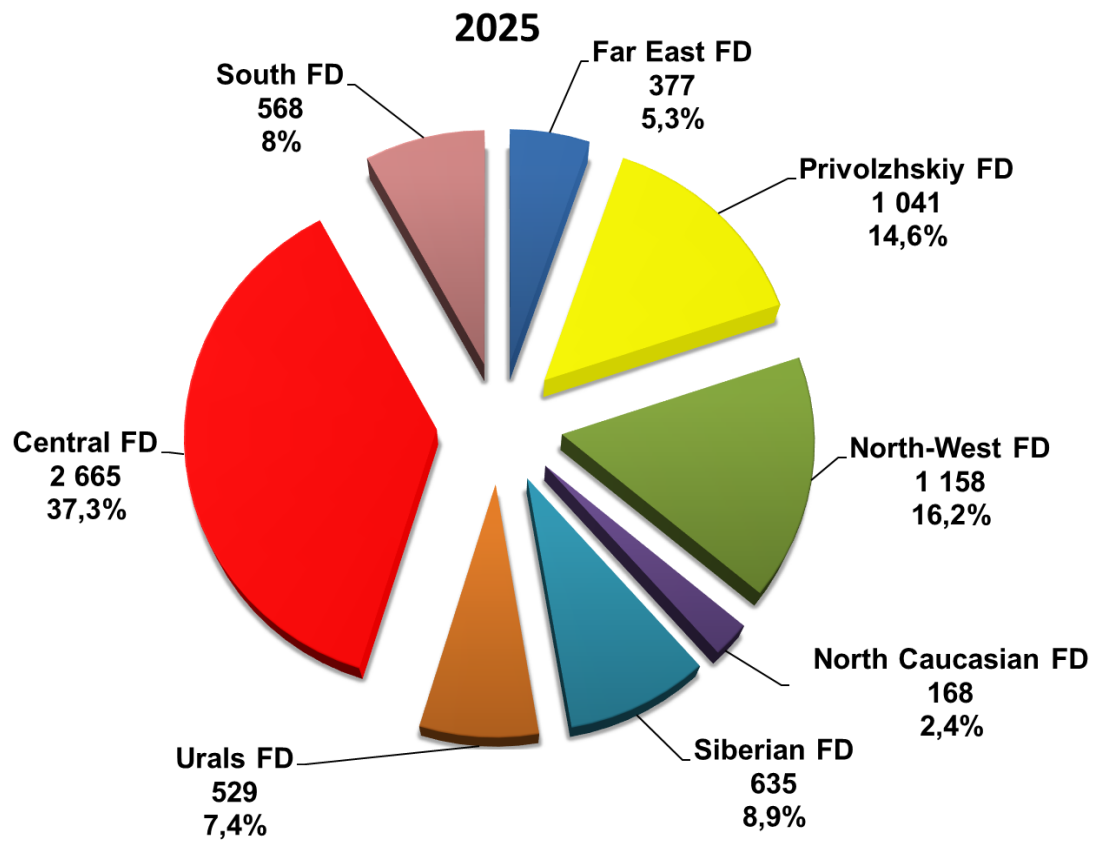
885 units **-34,4%**





PICKUPS

Structure of sales of new pickups in Russia in 4 months 2025 by Federal District



OUR CONTACTS



ASM Holding, OAO

21/5, Entrance 6, Kuznetsky Most Street, Moscow 107031

Contract Department, tel.: +7 495 626 0944

e-mail: inf@asm-holding.ru

Head of Market Research Centre – **VASILY SEIN**

e-mail: vasein@asm-holding.ru

Telegram: [@marketASM](https://www.instagram.com/@marketASM)

Project Manager – **ALEXANDER STERLIKOV**

Mobile: +7 905 747 2431

e-mail: sterlikov@asm-holding.ru

Website: www.asm-holding.ru

Telegram: [@ASMHOLDING](https://www.instagram.com/@ASMHOLDING)

Vkontakte: [oaoasmholding](https://vk.com/oaoasmholding)



Association of Russian Automakers (OAR)

8, Novovladykinsky Proezd, bldg. 5, POB 81, Moscow 127106

Tel.: +7 495 739 7095

e-mail: info_oar@mail.ru

Adviser for International Cooperation – **YURI KRAVTSOV**

e-mail: kravtsov_oar@mail.ru

Website: www.oar-info.ru