



11 APRIL 2025

AUTOMOBILE MARKET OF RUSSIA IN MARCH AND JANUARY-MARCH 2025 NEW PASSENGER CARS, LIGHT COMMERCIAL VEHICLES AND PICKUPS

In March 2025, sales of new passenger cars, light commercial vehicles and pickups in Russia fell by 45.1% year-on-year to 86 382 vehicles. In January-March 2025, the total sales were 265 312 units, down 26.0% year-on-year.*
Sales results by type of motor vehicles:

- Passenger cars – 78 229 units in March 2025, down 46.4% YOY; 241 888 units in January-March 2025, down 26.7% YOY.
Among them electric vehicles (BEV) – 588 units in March 2025, down 77.5% YOY; 1 864 units in January-March 2025, down 69.6% YOY.
- Light commercial vehicles including light trucks (N1 category, without pickups) and minibuses (M2 category) – 6 419 units in March 2025, down 27.5% YOY; 18 143 units in January-February 2025, down 19.8% YOY.
- Pickups – 1 734 units in March 2025, down 30.2% YOY; 5 282 units in January-March 2025, down 9.9% YOY.

* without sales to military, law enforcement and diplomatic agencies in RF

COMMENT:

Vasily Sein, Head of the Market Research Centre at ASM Holding, commented:

In March 2025, sales of new passenger cars fell by 46% as compared to March 2024, but the sales in March 2025 slightly grew as compared to February 2025 (76 348 units). In the coming months, sales of new cars can get stabilized on the level of 78 to 80 thousand units a month. The car sales in January-March 2025 were 27% less than those in the same period of the last year. Sales of foreign-branded cars in Q1 2025 were down 33% year-on-year to 153 557 units, while sales of Russian brands fell by 12% to 88 331 cars. The top-3 best-selling passenger car brands in January-March 2025 include LADA with 77 351 vehicles sold (down 16%), followed by HAVAL as No.2 with 31 211 vehicles sold (down 18.5%) and CHERY as No.3 with 25 761 vehicles sold (down 21%). Sales of battery electric vehicles (BEVs) in January-March 2025 fell by 69.6% in comparison with the result of the first three months of 2024 (6 137 units).

In the segment of light commercial vehicles, March of 2025 showed a slight growth of sales, by 7.2%, in comparison with the result of February 2025 (5987 units). However, cumulatively in the first three months of this year, LCV sales fell by 20% year-on-year. Sales of foreign-branded LCVs in January-March 2025 remained flat (1667 units), while sales of domestic brands fell by 21% (16 476 units). The best sales results in January-March 2025 were shown by the Russian brands: GAZ – 8354 units (down 37%), LADA – 3350 units (growth by 3 times), and UAZ – 2980 units (down 34%). The share of GAZ brand in January-March 2025 was 46% of the new LCV market. The best-selling LCV model in January-March 2025 is GAZelle NEXT (3687 units sold, down 40%).

Sales of pickups in January-March 2025 fell by 10% year-on-year. The top-3 best-selling pickup brands include JAC – 1268 units (up 59%), GREAT WALL – 806 units (down 58%), and SOLLERS – 698 units (growth by 1.9 times). The best-selling pickup model is JAC T9 HUNTER – 863 units. The share of foreign brands is 77% of the pickup market.

The trend for declining sales of new passenger cars and LCVs is expected to continue in the coming months.

OUR CONTACTS:

ASM Holding, OAO

21/5, Kuznetsky Most St., 107031, Moscow, Russia

Tel: +7 (495) 625-51-79, +7 (495) 626-04-71

e-mail: inf@asm-holding.ru

Association of Russian Automakers (OAR)

8, Novovladykinsky Proezd, bldg 5, POB 81, 127106, Moscow, Russia

Tel: +7 (495) 739 70 95

e-mail: info_oar@mail.ru



Developed by specialists of
AVTOSTAT-INFO



PASSENGER CARS

Sales of new passenger cars in Russia in March and 3 months 2025 by brand

Brand	March 2025	March 2024	3 months 2025	3 months 2024	Change March 2025 vs 2024, %	Change 3 months 2025 vs 2024, %
LADA	25 199	40 421	77 351	92 306	-37,7	-16,2
HAVAL	9 811	16 224	31 211	38 278	-39,5	-18,5
CHERY	8 415	13 369	25 761	32 474	-37,1	-20,7
GEELY	5 126	15 208	16 430	36 913	-66,3	-55,5
CHANGAN	3 660	9 282	12 825	20 151	-60,6	-36,4
OMODA	2 143	4 705	6 504	10 611	-54,5	-38,7
BELGEE	2 431	2 752	6 245	4 344	-11,7	43,8
JETOUR	2 061	2 649	6 044	5 154	-22,2	17,3
JAECOO	1 625	1 953	5 032	4 029	-16,8	24,9
EXEED	1 405	4 735	4 498	11 033	-70,3	-59,2
TANK	1 181	2 585	4 253	6 410	-54,3	-33,7
SOLARIS	1 551	166	4 009	166	834,3	2 315,1
MOSKVICH	1 103	2 466	3 658	4 951	-55,3	-26,1
GAC	896	1 819	3 344	3 384	-50,7	-1,2
TOYOTA	1 112	2 333	3 209	4 991	-52,3	-35,7
LI XIANG	678	3 658	2 323	8 161	-81,5	-71,5
BMW	767	1 525	2 018	2 950	-49,7	-31,6
SWM	502	61	1 695	162	723,0	946,3
BAIC	913	1 109	1 639	1 919	-17,7	-14,6
KNEWSTAR	417	0	1 365	0		
HYUNDAI	356	1 919	1 352	4 091	-81,4	-67,0
MERCEDES	465	872	1 303	1 737	-46,7	-25,0
XCITE	407	0	1 301	0		
HONGQI	353	458	1 259	1 115	-22,9	12,9
UAZ	465	743	1 258	2 115	-37,4	-40,5
VOYAH	404	1 508	1 251	3 499	-73,2	-64,2
KIA	351	2 287	1 063	5 181	-84,7	-79,5
JAC	406	462	1 043	1 135	-12,1	-8,1
KAIYI	247	679	901	1 652	-63,6	-45,5
VOLKSWAGEN	280	759	740	1 621	-63,1	-54,3
ZEEKR	226	1 245	709	2 943	-81,8	-75,9
DONGFENG	127	84	601	116	51,2	418,1
SKODA	199	382	599	841	-47,9	-28,8
WEY	117	53	580	92	120,8	530,4
SOUEAST	181	10	534	25	1 710,0	2 036,0
EVOLUTE	131	138	527	417	-5,1	26,4
LEXUS	171	832	511	1 573	-79,4	-67,5
HUAWEI AITO	121	85	498	143	42,4	248,3
MAZDA	149	851	487	1 646	-82,5	-70,4
LAND ROVER	169	265	484	524	-36,2	-7,6
JETTA	147	356	483	893	-58,7	-45,9
AUDI	140	406	420	829	-65,5	-49,3



PASSENGER CARS

Brand	March 2025	March 2024	3 months 2025	3 months 2024	Change March 2025 vs 2024, %	Change 3 months 2025 vs 2024, %
PORSCHE	156	269	362	545	-42,0	-33,6
HONDA	114	264	342	543	-56,8	-37,0
FAW	152	592	316	1 560	-74,3	-79,7
LIVAN	80	273	305	727	-70,7	-58,0
AEOLUS	122	48	296	99	154,2	199,0
AVATR	106	142	250	246	-25,4	1,6
BYD	73	137	247	255	-46,7	-3,1
DFSK	79	12	229	21	558,3	990,5
NISSAN	59	147	187	317	-59,9	-41,0
SUBARU	53	261	137	525	-79,7	-73,9
ORA	52	14	134	31	271,4	332,3
SUZUKI	22	86	114	194	-74,4	-41,2
AVRORA	58	0	113	0		
CHEVROLET	41	482	103	880	-91,5	-88,3
JEEP	30	94	93	180	-68,1	-48,3
AURUS	29	2	92	20	1 350,0	360,0
MITSUBISHI	27	611	92	1 295	-95,6	-92,9
MG	18	45	85	72	-60,0	18,1
PEUGEOT	10	23	83	58	-56,5	43,1
VOLVO	25	50	83	96	-50,0	-13,5
ROX	21	70	64	88	-70,0	-27,3
LYNK AND CO	12	65	62	108	-81,5	-42,6
CADILLAC	27	69	57	147	-60,9	-61,2
XIAOMI	12	0	52	0		
FORTHING	11	16	48	40	-31,2	20,0
GENESIS	15	30	46	84	-50,0	-45,2
DENZA	15	11	43	25	36,4	72,0
INFINITI	15	28	43	46	-46,4	-6,5
TESLA	15	158	43	273	-90,5	-84,2
VGX	13	0	41	0		
ROLLS ROYCE	13	21	40	35	-38,1	14,3
BENTLEY	15	20	35	41	-25,0	-14,6
MINI	17	18	31	35	-5,6	-11,4
CITROEN	9	21	30	53	-57,1	-43,4
FORD	14	42	30	84	-66,7	-64,3
LAMBORGHINI	11	22	28	36	-50,0	-22,2
AMBERAVTO	2	8	21	8	-75,0	162,5
YANGWANG	6	38	17	49	-84,2	-65,3
GMC	3	18	14	43	-83,3	-67,4
LOTUS	2	48	13	103	-95,8	-87,4
FERRARI	8	4	12	6	100,0	100,0
HAIMA	6	5	12	9	20,0	33,3
DAIHATSU	5	7	10	14	-28,6	-28,6
SSANGYONG	6	9	10	17	-33,3	-41,2



PASSENGER CARS

Brand	March 2025	March 2024	3 months 2025	3 months 2024	Change March 2025 vs 2024, %	Change 3 months 2025 vs 2024, %
LINCOLN	1	6	8	15	-83,3	-46,7
TRUMPCHI	3	8	8	12	-62,5	-33,3
VENUCIA	3	2	8	3	50,0	166,7
JAGUAR	2	16	7	26	-87,5	-73,1
OSHAN	3	6	7	12	-50,0	-41,7
HIPHI	3	19	6	33	-84,2	-81,8
SKYWELL	3	23	6	34	-87,0	-82,4
ZOTYE	5	1	6	1	400,0	500,0
HOZON	1	1	5	3	0,0	66,7
ALFA ROMEO	4	0	4	2		100,0
ALPINA	1	2	4	3	-50,0	33,3
DODGE	2	9	4	27	-77,8	-85,2
SAIC-GM-WULING	1	2	3	5	-50,0	-40,0
SAMSUNG	0	0	3	1		200,0
ACURA	0	5	2	13	-100,0	-84,6
BAOJUN	1	3	2	5	-66,7	-60,0
BAW	0	4	2	7	-100,0	-71,4
LEAPMOTOR	1	8	2	11	-87,5	-81,8
MAXUS	1	0	2	1		100,0
MCLAREN	2	0	2	0		
RENAULT	1	38	2	132	-97,4	-98,5
SMART	2	1	2	1	100,0	100,0
STELATO	0	0	2	0		
ARCFOX	0	0	1	0		
FIAT	0	0	1	2		-50,0
GAZ	1	7	1	8	-85,7	-87,5
IM	0	0	1	0		
INEOS	0	0	1	1		0,0
MASERATI	1	4	1	7	-75,0	-85,7
NIO	0	7	1	25	-100,0	-96,0
WULING	0	0	1	1		0,0
ASTON MARTIN	0	0	0	2		-100,0
BUICK	0	8	0	14	-100,0	-100,0
CUPRA	0	2	0	2	-100,0	-100,0
DACIA	0	3	0	15	-100,0	-100,0
DAEWOO	0	2	0	2	-100,0	-100,0
DAYUN	0	1	0	1	-100,0	-100,0
IM MOTORS	0	0	0	1		-100,0
IRAN KHODRO	0	0	0	6		-100,0
ISUZU	0	1	0	2	-100,0	-100,0
KAMA	0	0	0	4		-100,0
RIVIAN	0	1	0	1	-100,0	-100,0
ROEWE	0	1	0	3	-100,0	-100,0
SEHOL	0	1	0	1	-100,0	-100,0



PASSENGER CARS

Brand	March 2025	March 2024	3 months 2025	3 months 2024	Change March 2025 vs 2024, %	Change 3 months 2025 vs 2024, %
SOKON	0	0	0	2		-100,0
WELTMEISTER	0	1	0	1	-100,0	-100,0
XIAOPENG	0	4	0	5	-100,0	-100,0
ZHIJI	0	1	0	5	-100,0	-100,0
TOTAL	78 229	145 892	241 888	330 041	-46,4	-26,7
TOTAL Russian brands	28 946	43 951	88 331	99 995	-34,1	-11,7
TOTAL foreign brands	49 283	101 941	153 557	230 046	-51,7	-33,2

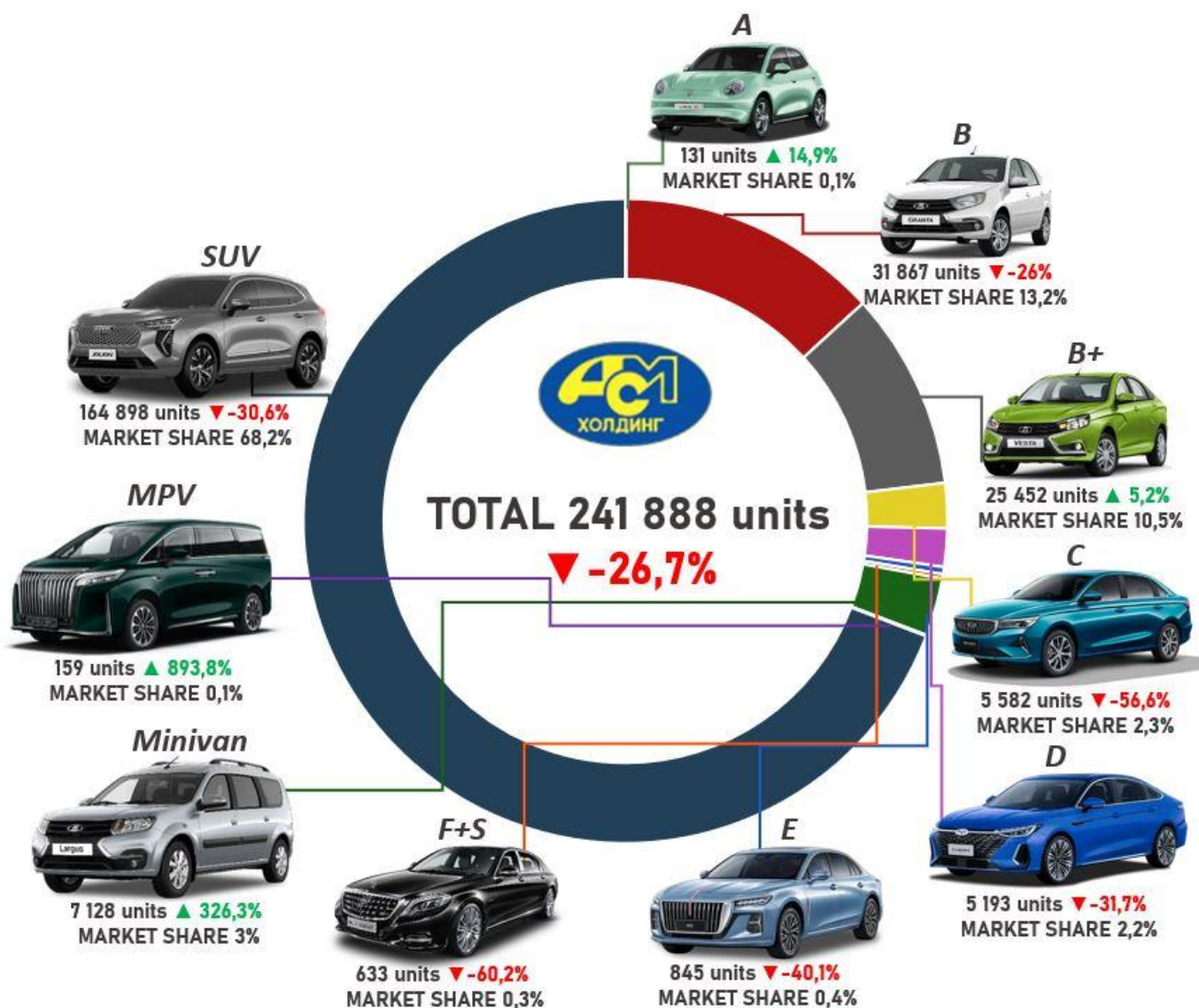


PASSENGER CARS

Sales of new passenger cars in Russia in March and 3 months 2025 by class

Class	March 2025	March 2024	3 months 2025	3 months 2024	Market share March 2025, %	Market share 3 months 2025, %	Change March 2025 vs 2024, %	Change 3 months 2025 vs 2024, %
A	43	52	131	114	0,1	0,1	-17,3	14,9
B	10 784	19 132	31 867	43 056	13,8	13,2	-43,6	-26,0
B+	8 049	11 362	25 452	24 194	10,3	10,5	-29,2	5,2
C	1 926	6 025	5 582	12 846	2,5	2,3	-68,0	-56,6
D	1 949	3 569	5 193	7 599	2,5	2,2	-45,4	-31,7
E	271	647	845	1 410	0,4	0,4	-58,1	-40,1
F+S	264	826	633	1 590	0,3	0,3	-68,0	-60,2
Minivan	2 303	727	7 128	1 672	2,9	3,0	216,8	326,3
MPV	51	6	159	16	0,1	0,1	750,0	893,8
SUV	52 589	103 536	164 898	237 532	67,2	68,2	-49,2	-30,6
Not identified	0	10	0	12	0	0	-100	-100
TOTAL	78 229	145 892	241 888	330 041	100,0	100,0	-46,4	-26,7

3 months 2025





PASSENGER CARS

Top 25 model ranking of new passenger car sales in Russia in March and 3 months 2025

Rank	Model	Brand	March 2025	March 2024	3 months 2025	3 months 2024	Change March 2025 vs 2024, %	Change 3 months 2025 vs 2024, %
1	GRANTA	LADA	10 728	19 017	31 710	42 777	-43,6	-25,9
2	VESTA	LADA	7 182	11 269	23 347	24 028	-36,3	-2,8
3	JOLION	HAVAL	3 967	6 449	11 879	16 028	-38,5	-25,9
4	TIGGO 7 PRO MAX	CHERY	3 380	5 211	11 066	9 639	-35,1	14,8
5	NIVA TRAVEL	LADA	2 772	5 274	8 657	12 808	-47,4	-32,4
6	NIVA LEGEND	LADA	2 487	4 823	7 345	12 386	-48,4	-40,7
7	TIGGO 4 PRO	CHERY	1 900	3 284	6 807	8 703	-42,1	-21,8
8	LARGUS	LADA	2 000	31	6 164	156	6 351,6	3 851,3
9	M6	HAVAL	2 012	3 510	6 110	8 137	-42,7	-24,9
10	MONJARO	GEELY	1 936	5 144	6 106	13 611	-62,4	-55,1
11	C5	OMODA	1 766	3 815	5 493	8 920	-53,7	-38,4
12	UNI-S	CHANGAN	1 550	0	5 322	0		
13	F7	HAVAL	1 381	2 560	4 143	5 609	-46,1	-26,1
14	H3	HAVAL	1 221	1	3 770	2	122 000,0	188 400,0
15	X50	BELGEE	1 408	2 752	3 611	4 344	-48,8	-16,9
16	J7	JAECOO	1 184	1 943	3 593	4 019	-39,1	-10,6
17	MOSKVICH 3	MOSKVICH	1 006	2 315	3 259	4 320	-56,5	-24,6
18	ATLAS	GEELY	910	1 146	2 925	2 610	-20,6	12,1
19	DASHING	JETOUR	1 064	1 490	2 837	3 234	-28,6	-12,3
20	CS35	CHANGAN	733	1 922	2 779	3 833	-61,9	-27,5
21	DARGO	HAVAL	704	1 905	2 726	4 708	-63,0	-42,1
22	X70	BELGEE	1 023	0	2 634	0		
23	TIGGO 4	CHERY	1 257	9	2 520	23	13 866,7	10 856,5
24	TIGGO 8 PRO MAX	CHERY	788	1 466	2 428	3 617	-46,2	-32,9
25	300	TANK	516	1 479	2 051	3 838	-65,1	-46,6

3 months 2025

LADA VESTA
23 347 units **-2,8%**



LADA GRANTA
31 710 units **-25,9%**



HAVAL JOLION
11 879 units **-25,9%**





PASSENGER CARS

Sales of new electric cars (BEV) in Russia in March and 3 months 2025 by brand

Brand / electric cars	March 2025	March 2024	3 months 2025	3 months 2024	Change March 2025 vs 2024, %	Change 3 months 2025 vs 2024, %
ZEEKR	226	1 245	709	2 943	-81,8	-75,9
AVATR	84	142	192	246	-40,8	-22,0
EVOLUTE	51	138	168	417	-63,0	-59,7
ORA	52	14	134	31	271,4	332,3
MOSKVICH	6	44	103	425	-86,4	-75,8
BYD	12	91	64	187	-86,8	-65,8
VOYAH	9	44	54	130	-79,5	-58,5
XIAOMI	12	0	52	0		
GEELY	37	4	45	7	825,0	542,9
TESLA	15	158	43	273	-90,5	-84,2
VOLKSWAGEN	13	277	35	524	-95,3	-93,3
HONGQI	8	17	24	40	-52,9	-40,0
MERCEDES	4	18	23	44	-77,8	-47,7
BMW	7	57	22	130	-87,7	-83,1
AMBERAVTO	2	8	21	8	-75,0	162,5
PORSCHE	6	11	20	24	-45,5	-16,7
LEXUS	7	7	16	13	0,0	23,1
LI XIANG	3	30	13	75	-90,0	-82,7
HUAWEI AITO	4	1	13	3	300,0	333,3
HONDA	6	75	13	149	-92,0	-91,3
LOTUS	2	48	13	103	-95,8	-87,4
DENZA	1	3	8	11	-66,7	-27,3
ROLLS ROYCE	1	3	7	6	-66,7	16,7
MINI	2	2	7	3	0,0	133,3
TOYOTA	1	23	6	57	-95,7	-89,5
AUDI	2	8	6	20	-75,0	-70,0
HIPHI	3	19	6	33	-84,2	-81,8
HOZON	1	1	5	3	0,0	66,7
CHERY	1	3	4	11	-66,7	-63,6
HYUNDAI	0	4	3	9	-100,0	-66,7
NISSAN	1	8	3	19	-87,5	-84,2
SAIC-GM-WULING	1	2	3	5	-50,0	-40,0
KIA	1	9	2	14	-88,9	-85,7
MG	0	2	2	2	-100,0	0,0
CADILLAC	1	2	2	6	-50,0	-66,7
FORTHING	0	1	2	2	-100,0	0,0
SKYWELL	2	16	2	22	-87,5	-90,9
SMART	2	1	2	1	100,0	100,0
BAOJUN	1	3	2	5	-66,7	-60,0
STELATO	0	0	2	0		
LADA	0	1	1	3	-100,0	-66,7
CHANGAN	0	6	1	16	-100,0	-93,8
BAIC	0	1	1	1	-100,0	0,0
ŠKODA	0	0	1	0		
VOLVO	1	2	1	3	-50,0	-66,7
ROX	0	1	1	1	-100,0	0,0



PASSENGER CARS

Brand / electric cars	March 2025	March 2024	3 months 2025	3 months 2024	Change March 2025 vs 2024, %	Change 3 months 2025 vs 2024, %
GENESIS	0	1	1	1	-100,0	0,0
YANGWANG	0	0	1	2		-50,0
LEAPMOTOR	0	4	1	5	-100,0	-80,0
NIO	0	7	1	25	-100,0	-96,0
WULING	0	0	1	0		
ARCFOX	0	0	1	0		
IM	0	0	1	0		
HAVAL	0	2	0	2	-100,0	-100,0
JETOURL	0	0	0	1		-100,0
EXEED	0	0	0	3		-100,0
TANK	0	1	0	1	-100,0	-100,0
GAC	0	3	0	4	-100,0	-100,0
DONGFENG	0	1	0	1	-100,0	-100,0
WEY	0	0	0	1		-100,0
FAW	0	33	0	38	-100,0	-100,0
MITSUBISHI	0	0	0	2		-100,0
PEUGEOT	0	1	0	1	-100,0	-100,0
FORD	0	1	0	1	-100,0	-100,0
JAGUAR	0	2	0	5	-100,0	-100,0
BAW	0	0	0	1		-100,0
FIAT	0	0	0	1		-100,0
XIAOPENG	0	4	0	5	-100,0	-100,0
WELTMEISTER	0	1	0	1	-100,0	-100,0
RIVIAN	0	1	0	1	-100,0	-100,0
ZHIJI	0	1	0	5	-100,0	-100,0
KAMA	0	0	0	4		-100,0
IM MOTORS	0	0	0	1		-100,0
TOTAL	588	2 613	1 864	6 137	-77,5	-69,6
TOTAL Russian brands	59	191	293	857	-69,1	-65,8
TOTAL foreign brands	529	2 422	1 571	5 280	-78,2	-70,2

3 months 2025

ZEEKR 001

405 units **-79,6%**

AVATR C11

163 units **-24,9%**

EVOLUTE I-PRO

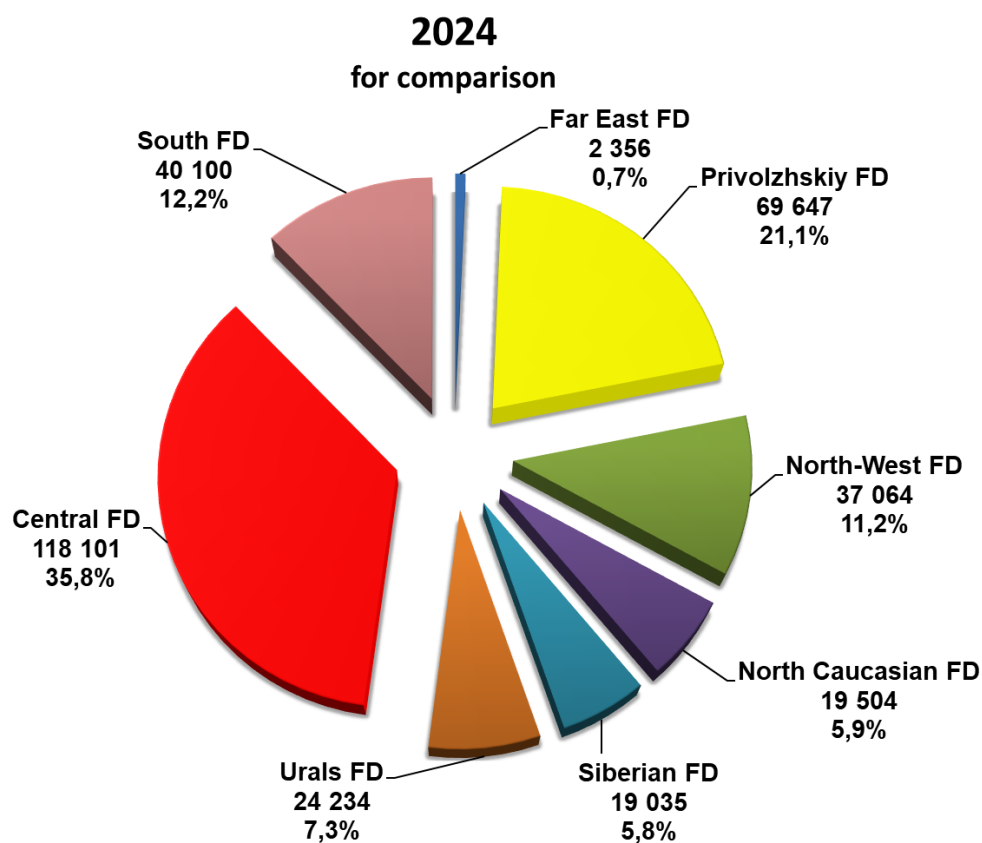
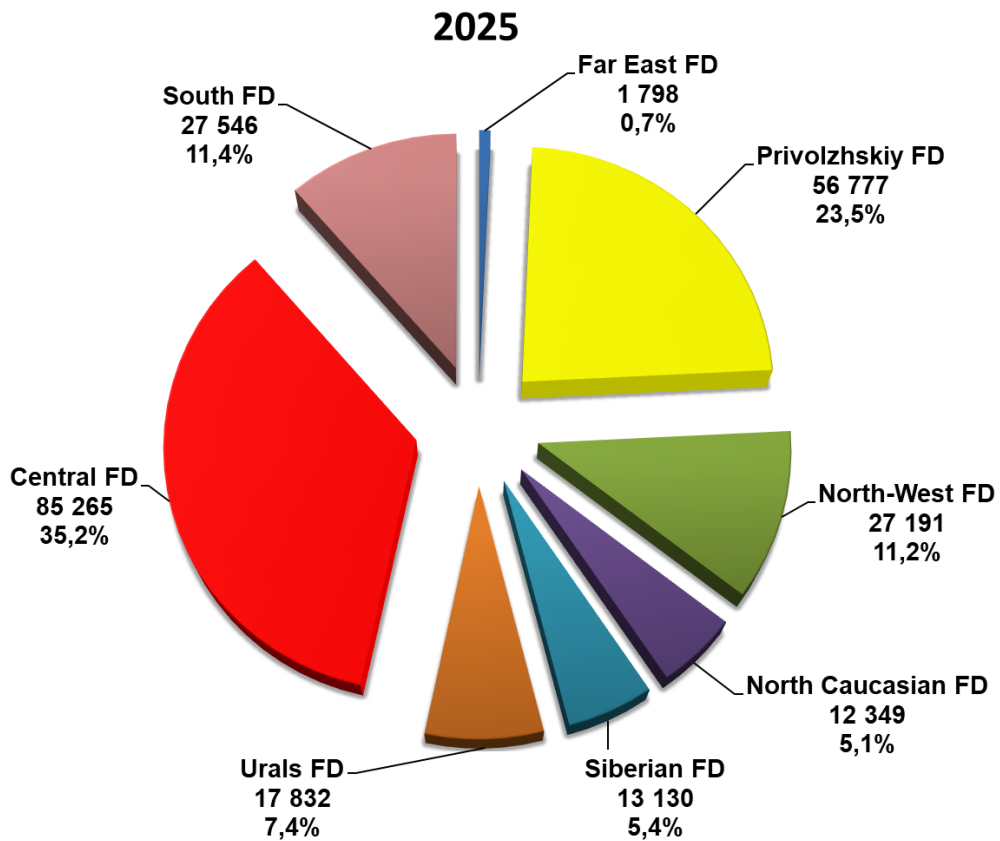
124 units **-65,1%**





PASSENGER CARS

Structure of new car sales in Russia in 3 months 2025 by Federal District





LIGHT COMMERCIAL VEHICLES

Sales of new light commercial vehicles in Russia Including light trucks (N1 category) and minibuses (M2 category) in March and 3 months 2025 by brand (without pickups)

Brand	March 2025	March 2024	3 months 2025	3 months 2024	Change March 2025 vs 2024, %	Change 3 months 2025 vs 2024, %
GAZ	2 867	5 257	8 354	13 277	-45,5	-37,1
LADA	1 247	489	3 350	1 092	155,0	206,8
UAZ	1 128	1 544	2 980	4 490	-26,9	-33,6
SOLLERS	539	743	1 497	1 873	-27,5	-20,1
MERCEDES	147	130	381	291	13,1	30,9
FOTON	111	51	351	131	117,6	167,9
DONGFENG	100	163	288	397	-38,7	-27,5
KAMAZ	78	85	253	232	-8,2	9,1
FORD	43	117	204	213	-63,2	-4,2
FIAT	26	16	85	45	62,5	88,9
PEUGEOT	21	14	69	43	50,0	60,5
CHANGAN	19	27	45	78	-29,6	-42,3
IVECO	9	28	43	49	-67,9	-12,2
AVRORA	18	0	39	0		
RENAULT	18	17	34	34	5,9	0,0
VOLKSWAGEN	10	46	33	117	-78,3	-71,8
CITROEN	6	15	24	36	-60,0	-33,3
AVIOR	5	0	11	0		
HYUNDAI	4	6	11	15	-33,3	-26,7
SHAANXI	0	0	10	0		
BAW	2	9	9	14	-77,8	-35,7
KIA	3	16	9	45	-81,2	-80,0
MAXUS	0	9	9	16	-100,0	-43,8
WULING	3	3	7	6	0,0	16,7
LANDWIND JIANGLING - JMC	2	0	6	0		
NISSAN	3	2	6	2	50,0	200,0
SHANQI	2	0	6	0		
OPEL	0	3	5	9	-100,0	-44,4
SUZUKI	1	21	5	52	-95,2	-90,4
TOYOTA	2	7	4	18	-71,4	-77,8
FAW	0	0	2	0		
FORTHING	1	1	2	2	0,0	0,0
MAN	2	0	2	0		
SOVA	2	0	2	0		
EVM	0	1	1	1	-100,0	0,0
JAC	0	20	1	30	-100,0	-96,7
JINBEI	0	1	1	2	-100,0	-50,0
KAMAG	0	0	1	0		
MAZ	0	2	1	2	-100,0	-50,0
QILING	0	0	1	0		
SRM	0	0	1	0		



LIGHT COMMERCIAL VEHICLES

Brand	March 2025	March 2024	3 months 2025	3 months 2024	Change March 2025 vs 2024, %	Change 3 months 2025 vs 2024, %
BRILLIANCE	0	0	0	1		-100,0
CHERY	0	0	0	1		-100,0
CHUSHENG	0	0	0	1		-100,0
DAIHATSU	0	0	0	1		-100,0
DFSK	0	3	0	5	-100,0	-100,0
GMC	0	2	0	3	-100,0	-100,0
MITSUBISHI	0	0	0	2		-100,0
SAIC-GM-WULING	0	0	0	2		-100,0
SHINERAY	0	0	0	1		-100,0
TOTAL	6 419	8 848	18 143	22 629	-27,5	-19,8
TOTAL Russian brands	5 879	8 119	16 476	20 965	-27,6	-21,4
TOTAL foreign brands	540	729	1 667	1 664	-25,9	0,2



LIGHT COMMERCIAL VEHICLES

Top 25 model ranking of new LCV sales including light trucks (N1 category) and minibuses (M2 category) in Russia, in March and 3 months 2025 (without pickups)

Rank	Model	Brand	March 2025	March 2024	3 months 2025	3 months 2024	Change March 2025 vs 2024, %	Change 3 months 2025 vs 2024, %
1	GAZelle NEXT	GAZ	1 623	3 256	4 687	7 819	-50,2	-40,1
2	LARGUS FURGON	LADA	746	0	1 979	1		197 800,0
3	3909	UAZ	488	685	1 255	1 955	-28,8	-35,8
4	2349 WIS	LADA	452	464	1 246	1 011	-2,6	23,2
5	3302 GAZelle	GAZ	451	731	1 199	1 803	-38,3	-33,5
6	ATLANT	SOLLERS	405	525	1 199	1 449	-22,9	-17,3
7	2752 SOBOL	GAZ	270	527	988	1 526	-48,8	-35,3
8	PROFI	UAZ	300	441	809	1 190	-32,0	-32,0
9	SOBOL NN	GAZ	173	181	429	531	-4,4	-19,2
10	2310 SOBOL	GAZ	127	158	377	456	-19,6	-17,3
11	TOANO	FOTON	111	51	349	131	117,6	166,4
12	V-CLASS	MERCEDES	128	101	322	224	26,7	43,8
13	2206	UAZ	124	172	315	503	-27,9	-37,4
14	ARGO	SOLLERS	134	218	298	424	-38,5	-29,7
15	3741	UAZ	83	103	276	267	-19,4	3,4
16	KOMPAS 5 4X2	KAMAZ	78	85	253	232	-8,2	9,1
17	3221 GAZelle	GAZ	80	192	243	459	-58,3	-47,1
18	TRANSIT	FORD	42	114	197	209	-63,2	-5,7
19	3962	UAZ	80	53	192	305	50,9	-37,0
20	CAPTAIN T	DONGFENG	67	118	151	305	-43,2	-50,5
21	2217 SOBOL	GAZ	39	66	125	282	-40,9	-55,7
22	2346 WIS	LADA	49	25	124	80	96,0	55,0
23	GAZelle NN	GAZ	42	94	123	238	-55,3	-48,3
24	2705 GAZelle	GAZ	43	52	112	163	-17,3	-31,3
25	K33-561	DONGFENG	32	44	96	91	-27,3	5,5

3 months 2025

GAZelle NEXT

4 687 units **-40,1%**

LADA LARGUS FURGON

1 979 units **197800%**

UAZ 3309

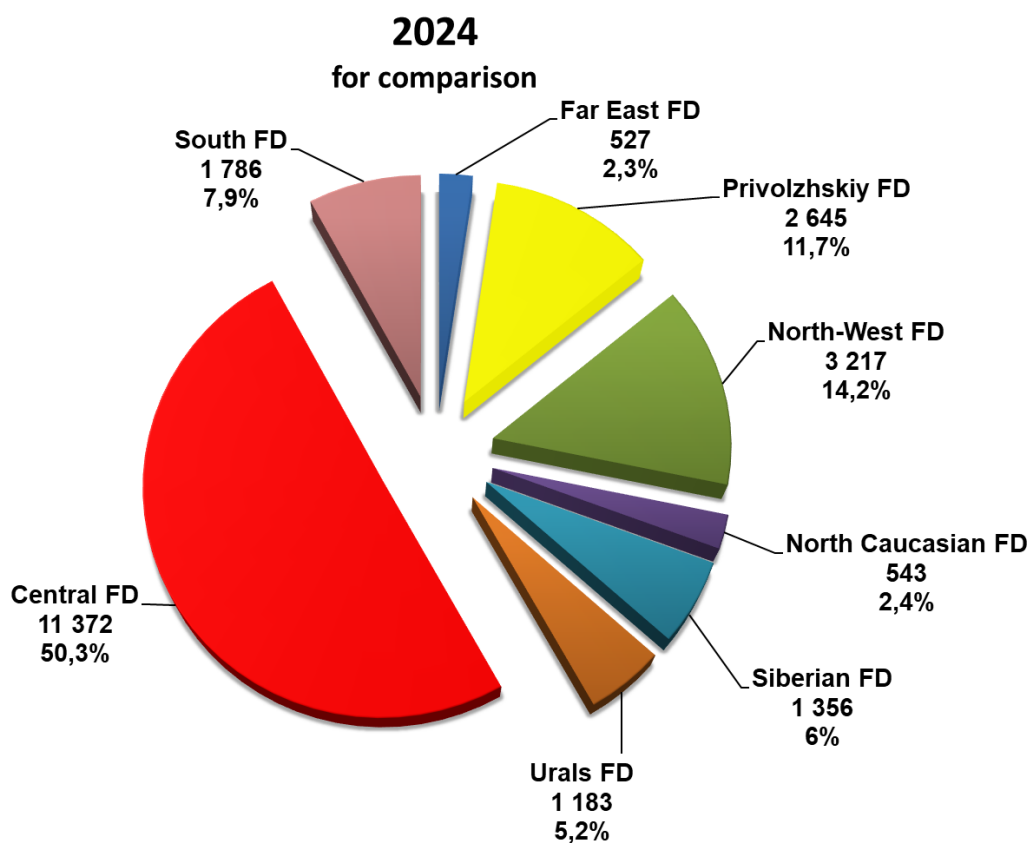
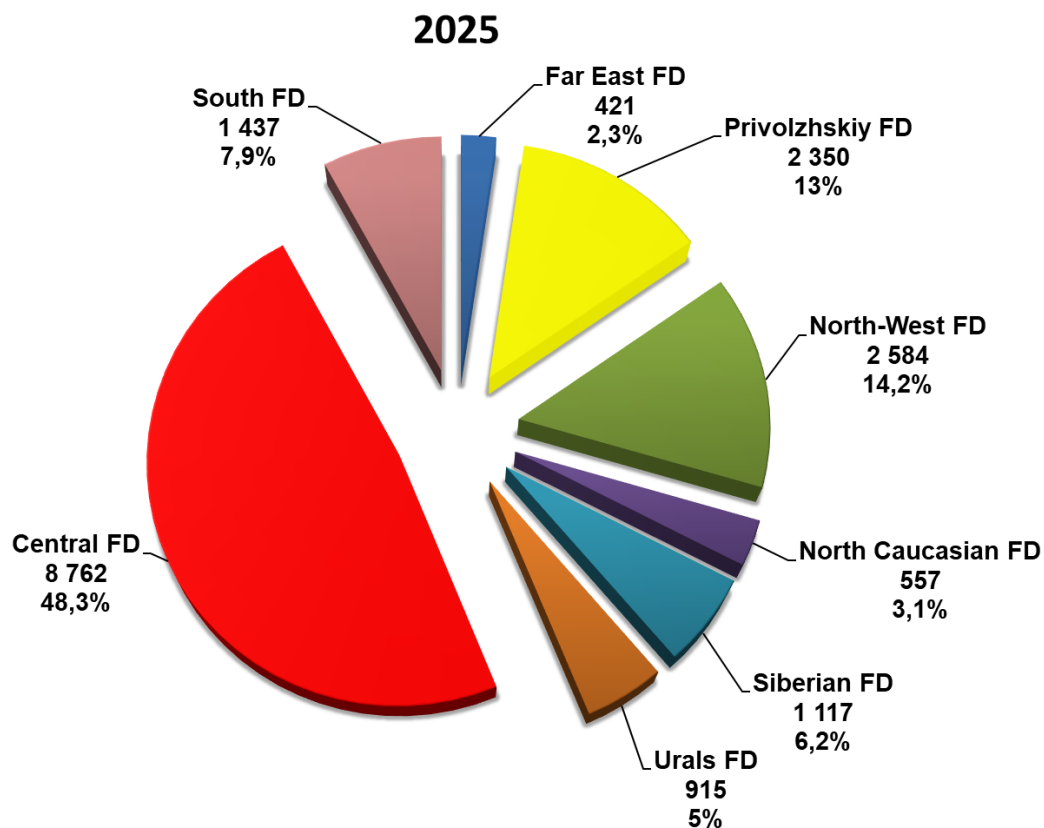
1 255 units **-35,8%**





LIGHT COMMERCIAL VEHICLES

Structure of new LCV sales including light trucks (N1 category) and minibuses (M2 category) in Russia in 3 months 2025 by Federal District





PICKUPS

Sales of new pickups in Russia in March and 3 months 2025 by brand

Brand	March 2025	March 2024	3 months 2025	3 months 2024	Change March 2025 vs 2024, %	Change 3 months 2025 vs 2024, %
JAC	406	325	1 268	797	24,9	59,1
GREAT WALL	291	857	806	1 925	-66,0	-58,1
SOLLERS	228	202	698	364	12,9	91,8
UAZ	243	330	675	993	-26,4	-32,0
FOTON	175	40	570	93	337,5	512,9
CHANGAN	120	158	449	357	-24,1	25,8
DODGE	91	196	263	453	-53,6	-41,9
FORD	45	22	130	46	104,5	182,6
MITSUBISHI	35	157	125	321	-77,7	-61,1
LANDWIND JIANGLING - JMC	24	5	88	24	380,0	266,7
TOYOTA	19	104	75	253	-81,7	-70,4
DONGFENG	23	41	52	135	-43,9	-61,5
ISUZU	18	24	45	45	-25,0	0,0
TESLA	6	0	11	0		
GMC	4	4	9	12	0,0	-25,0
HUANGHAI	1	0	5	0		
CHEVROLET	1	4	4	7	-75,0	-42,9
NISSAN	2	3	3	5	-33,3	-40,0
HYUNDAI	1	3	1	5	-66,7	-80,0
JEEP	0	2	1	4	-100,0	-75,0
MAXUS	0	1	1	2	-100,0	-50,0
VOLKSWAGEN	1	3	1	10	-66,7	-90,0
ZX-AUTO	0	0	1	0		
GEELY	0	2	0	7	-100,0	-100,0
KAICENE	0	1	0	1	-100,0	-100,0
LADA	0	0	0	1		-100,0
TOTAL	1 734	2 484	5 281	5 860	-30,2	-9,9
TOTAL Russian brands	471	532	1 373	1 358	-11,5	1,1
TOTAL foreign brands	1 263	1 952	3 908	4 502	-35,3	-13,2



PICKUPS

Top 15 model ranking of new pickup sales in Russia in March and 3 months 2025

Rank	Model	Brand	March 2025	March 2024	3 months 2025	3 months 2024	Change March 2025 vs 2024, %	Change 3 months 2025 vs 2024, %
1	T9 HUNTER	JAC	245	3	863	4	8 066,7	21 475,0
2	ST6	SOLLERS	223	202	693	364	10,4	90,4
3	2363 PICKUP	UAZ	243	330	675	993	-26,4	-32,0
4	TUNLAND	FOTON	175	40	570	93	337,5	512,9
5	HUNTER PLUS	CHANGAN	120	153	448	348	-21,6	28,7
6	POER KINGKONG	GREAT WALL	74	838	447	1 877	-91,2	-76,2
7	POER	GREAT WALL	216	14	356	36	1 442,9	888,9
8	T8 PRO	JAC	126	279	315	573	-54,8	-45,0
9	RAM	PICKUP	91	196	263	453	-53,6	-41,9
10	L200	MITSUBISHI	35	157	125	321	-77,7	-61,1
11	RANGER	FORD	34	10	101	19	240,0	431,6
12	VIGUS	JMC	22	4	83	23	450,0	260,9
13	T8	JAC	30	0	82	0		
14	HILUX	TOYOTA	8	89	54	207	-91,0	-73,9
15	RICH	DONGFENG	23	41	51	134	-43,9	-61,9

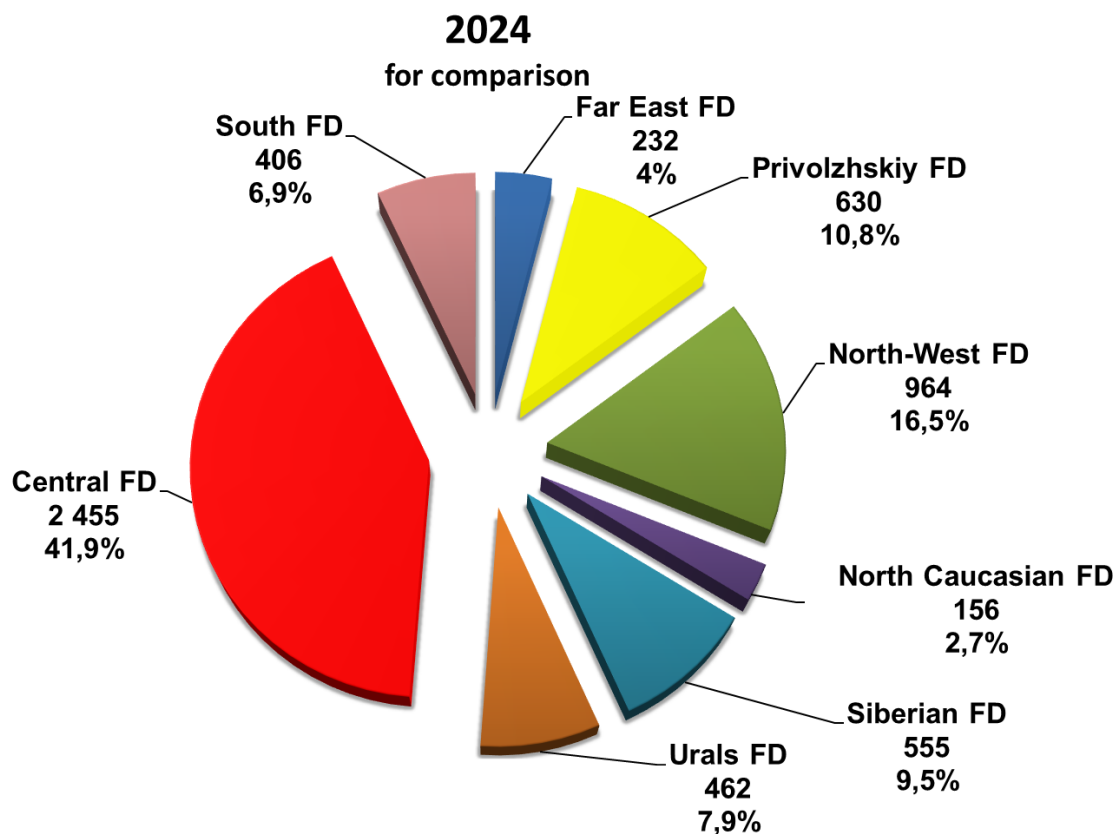
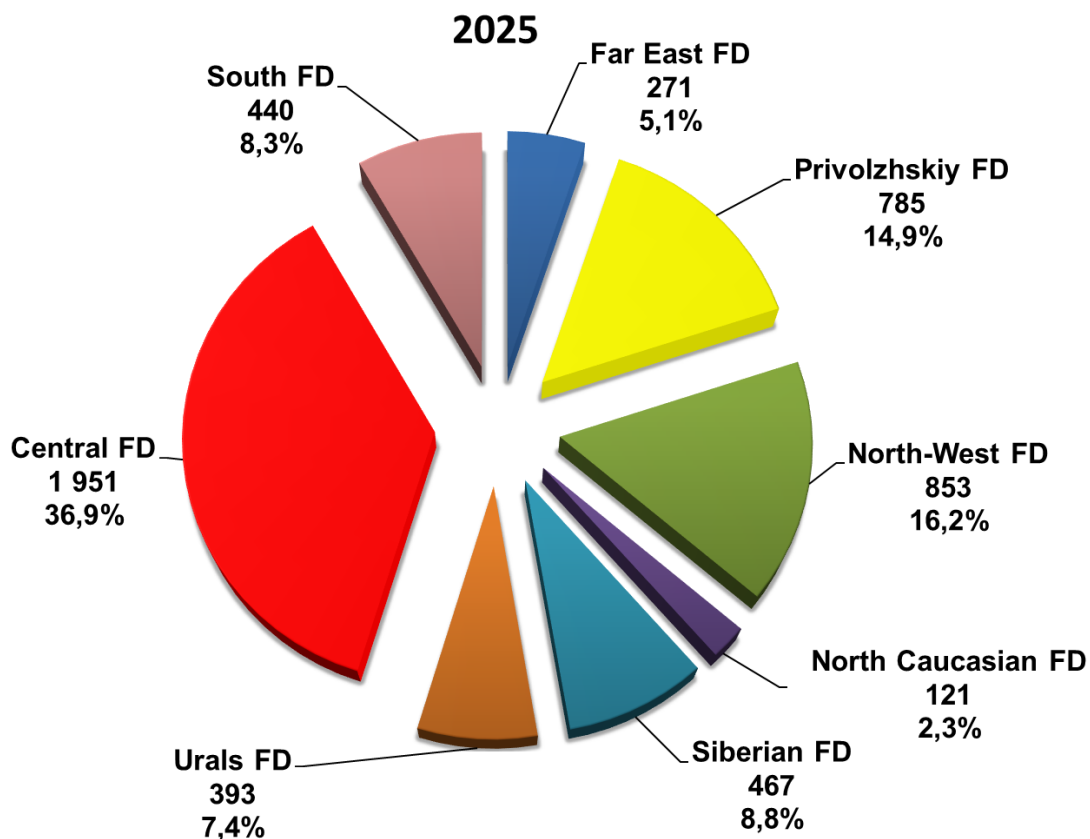
3 months 2025





PICKUPS

Structure of sales of new pickups in Russia in 3 months 2025 by Federal District



OUR CONTACTS



ASM Holding, OAO

21/5, Entrance 6, Kuznetsky Most Street, Moscow 107031

Contract Department, tel.: +7 495 626 0944

e-mail: inf@asm-holding.ru

Head of Market Research Centre – **VASILY SEIN**

e-mail: vasein@asm-holding.ru

Telegram: [@marketASM](https://www.instagram.com/@marketASM)

Project Manager – **ALEXANDER STERLIKOV**

Mobile: +7 905 747 2431

e-mail: sterlikov@asm-holding.ru

Website: www.asm-holding.ru

Telegram: [@ASMHOLDING](https://www.instagram.com/@ASMHOLDING)

Vkontakte: [oaoasmholding](https://vk.com/oaoasmholding)



Association of Russian Automakers (OAR)

8, Novovladykinsky Proezd, bldg. 5, POB 81, Moscow 127106

Tel.: +7 495 739 7095

e-mail: info_oar@mail.ru

Adviser for International Cooperation – **YURI KRAVTSOV**

e-mail: kravtsov_oar@mail.ru

Website: www.oar-info.ru