



## PRESS-RELEASE

11 SEPTEMBER 2024

### AUTOMOBILE MARKET OF RUSSIA IN AUGUST AND JANUARY-AUGUST 2024 TRUCKS AND BUSES

In August and in January-August 2024, sales of new trucks and buses in Russia showed the following results\*:

- Trucks (except light trucks, N1 category) including special-purpose vehicles –11 074 units in August 2024, down 32.0% YOY; 84 003 units in January-August 2024, down 9.3% YOY.
- Buses and coaches (except minibuses, M2 category) – 1 270 units in August 2024, down 11.8% YOY; 13 178 units in January-August 2024, up 14.0%. Among them – electric buses: 85 units in August 2024, up 70.0% YOY; 652 units in January-August 2024, up 283.5% YOY.

\* without sales to military, law enforcement and diplomatic agencies in RF

#### COMMENT:

Alexander Kovrigin, Deputy Managing Director of ASM Holding, commented:

Sales of trucks on the Russian market decreased by 32% in August 2024, the last summer month, and by 4.4% year-to-date. We forecast annual sales in this segment through 2024 on the high level reached in 2023 for account of the Chinese-branded trucks.

Bus sales on the Russian market dropped by 11.8% in August 2024, while the sales growth was by 14% in the first eight months of the year. We expect that the annual bus sales in Russia will grow in 2024 by 10-15% as compared with the result of 2023.

**MIMS**  
automobility  
MOSCOW  
our partners

#### OUR CONTACTS:

##### ASM Holding, OAO

21/5, Kuznetsky Most St., 107031, Moscow, Russia

Tel: +7 (495) 625-51-79, +7 (495) 626-04-71

e-mail: [inf@asm-holding.ru](mailto:inf@asm-holding.ru)

##### Association of Russian Automakers (OAR)

8, Novovladykinsky Proezd, bldg 5, POB 81, 127106, Moscow, Russia

Tel: +7 (495) 739 70 95

e-mail: [info\\_oar@mail.ru](mailto:info_oar@mail.ru)



Developed by specialists of  
AVTOSTAT-INFO



# TRUCKS

## Sales of new trucks in Russia in August and 8 months 2024 by brand, inclusive of special-purpose vehicles

Brand	August 2024	August 2023	8 months 2024	8 months 2023	Change August 2024 vs 2023, %	Change 8 months 2024 vs 2023, %
KAMAZ	1 689	2 977	14 573	21 336	-43,3	-31,7
SITRAK	1 733	2 935	13 815	16 004	-41,0	-13,7
SHAANXI	1 574	2 883	10 544	13 717	-45,4	-23,1
FAW	920	2 253	8 025	9 798	-59,2	-18,1
DONGFENG	1 037	478	6 164	2 043	116,9	201,7
GAZ	562	632	4 884	4 380	-11,1	11,5
HOWO	755	540	4 162	4 771	39,8	-12,8
MAZ	428	587	3 759	4 120	-27,1	-8,8
FOTON	382	825	2 847	3 534	-53,7	-19,4
JAC	369	359	2 820	2 222	2,8	26,9
URAL	178	302	2 174	2 236	-41,1	-2,8
SANY	266	160	1 849	632	66,2	192,6
MERCEDES	131	242	1 837	925	-45,9	98,6
ISUZU	245	37	1 202	374	562,2	221,4
ZOOMLION	134	120	808	646	11,7	25,1
VOLVO	75	156	625	659	-51,9	-5,2
HONGYAN	94	166	593	933	-43,4	-36,4
XU GONG	70	114	470	678	-38,6	-30,7
MAN	37	94	337	602	-60,6	-44,0
DAF	36	91	296	538	-60,4	-45,0
SCANIA	44	61	288	350	-27,9	-17,7
VALDAI	104	0	282	0		
DAEWOO	25	78	248	546	-67,9	-54,6
AMT	16	16	203	213	0,0	-4,7
DAYUN	13	35	173	139	-62,9	24,5
HINO	17	7	157	88	142,9	78,4
HYUNDAI	9	25	130	398	-64,0	-67,3
BEIBEN	18	16	119	20	12,5	495,0
JMC	57	0	100	0		
BEIFANG BENCHI	3	27	84	91	-88,9	-7,7
ZIL	1	0	58	9		544,4
AVIA	0	0	50	0		
FUSO	4	16	47	133	-75,0	-64,7
LIUGONG	12	0	45	0		
FORD	3	18	34	106	-83,3	-67,9
MAZ MAN	11	3	33	57	266,7	-42,1
RENAULT	0	23	26	112	-100,0	-76,8
SDAC	8	0	22	0		
CHENGLIWEI	2	0	16	0		
MZKT	2	0	15	1		1 400,0
KERUI	1	0	13	0		
IVECO	0	3	12	116	-100,0	-89,7



# TRUCKS

Brand	August 2024	August 2023	8 months 2024	8 months 2023	Change August 2024 vs 2023, %	Change 8 months 2024 vs 2023, %
NEFAZ	0	5	11	44	-100,0	-75,0
QINGLING	0	0	11	0		
CHENGLONG	8	0	10	1		900,0
BAW	0	3	7	3	-100,0	133,3
C&C	0	4	7	7	-100,0	0,0
TATRA	0	0	4	6		-33,3
AMUR	0	3	2	7	-100,0	-71,4
CAMC	1	0	2	1		100,0
FARIZON	0	0	2	0		
JINBEI	0	0	2	0		
WANSHAN	0	0	2	0		
CHUSHENG	0	0	1	0		
HUBEU	0	0	1	0		
KOLUMAN	0	0	1	1		0,0
LANDWIND JIANGLING - JMC	0	0	1	0		
BURAN	0	0	0	2		-100,0
FENGCHUEN	0	0	0	1		-100,0
KIA	0	0	0	1		-100,0
LIEBHERR	0	1	0	14	-100,0	-100,0
YUEJIN	0	0	0	2		-100,0
<b>TOTAL</b>	<b>11 074</b>	<b>16 295</b>	<b>84 003</b>	<b>92 617</b>	<b>-32,0</b>	<b>-9,3</b>
<b>TOTAL Russian brands</b>	<b>2 550</b>	<b>3 935</b>	<b>22 187</b>	<b>28 227</b>	<b>-35,2</b>	<b>-21,4</b>
<b>TOTAL foreign brands</b>	<b>8 524</b>	<b>12 360</b>	<b>61 816</b>	<b>64 390</b>	<b>-31,0</b>	<b>-4,0</b>

## Sales of new trucks in Russia in August and 8 months 2024 by type

Type	August 2024	August 2023	8 months 2024	8 months 2023	Market share August 2024, %	Market share August 2023, %	Market share 8 months 2024, %	Market share 8 months 2023, %
Other special equipment	4 095	5 141	30 498	34 613	37,0	31,6	36,3	37,4
Truck-tractor	2 675	5 079	22 269	22 077	24,2	31,2	26,5	23,8
Other truck types	1 341	2 460	10 681	10 256	12,1	15,1	12,7	11,1
Dump truck	985	2 146	7 222	15 620	8,9	13,2	8,6	16,9
Drop-side flat bed	710	621	6 072	4 351	6,4	3,8	7,2	4,7
Refrigerator	644	213	2 775	1 962	5,8	1,3	3,3	2,1
Van	364	220	2 272	1 297	3,3	1,4	2,7	1,4
Autocrane	153	272	1 255	1 466	1,4	1,7	1,5	1,6
Tanker	73	96	702	696	0,7	0,6	0,8	0,8
Mobile repair shop	14	27	127	154	0,1	0,2	0,2	0,2
Refueler	19	17	120	83	0,2	0,1	0,1	0,1
Autoloader	0	2	4	8	0,0	0,0	0,0	0,0
Other	1	1	6	33	0,0	0,0	0,0	0,0
Ambulances	0	0	0	1	0,0	0,0	0,0	0,0
<b>TOTAL</b>	<b>11 074</b>	<b>16 295</b>	<b>84 003</b>	<b>92 617</b>	<b>100,0</b>	<b>100,0</b>	<b>100,0</b>	<b>100,0</b>



# TRUCKS

## Top 25 model ranking of new truck sales in Russia in August and 8 months 2024

Rank	Model	Brand	August 2024	August 2023	8 months 2024	8 months 2023	Change August 2024 vs 2023, %	Change 8 months 2024 vs 2023, %
1	C7H 4X2	SITRAK	1 260	2 488	9 504	12 571	-49,4	-24,4
2	DFH-SERIES	DONGFENG	773	383	4 155	1 838	101,8	126,1
3	GAZON NEXT	GAZ	454	505	3 876	3 527	-10,1	9,9
4	SX 331 8X4	SHAANXI	555	843	3 499	4 956	-34,2	-29,4
5	J6 6X4	FAW	431	1 453	3 398	6 833	-70,3	-50,3
6	C7H 6X4	SITRAK	352	110	3 058	1 188	220,0	157,4
7	43118 6X6	KAMAZ	283	712	3 050	4 900	-60,3	-37,8
8	J7 4X2	FAW	347	574	2 992	673	-39,5	344,6
9	SX 325 6X4	SHAANXI	317	702	2 677	4 527	-54,8	-40,9
10	5490 4X2	KAMAZ	289	376	2 452	2 398	-23,1	2,3
11	65115 6X4	KAMAZ	261	427	2 197	3 816	-38,9	-42,4
12	SX 425 6X4	SHAANXI	199	534	1 888	2 308	-62,7	-18,2
13	ACTROS	MERCEDES	128	231	1 812	833	-44,6	117,5
14	AUMAN	FOTON	180	721	1 785	3 167	-75,0	-43,6
15	SX 418 4X2	SHAANXI	346	673	1 731	1 405	-48,6	23,2
16	4320 6X6	URAL	137	197	1 455	1 272	-30,5	14,4
17	4308 4X2	KAMAZ	297	75	1 434	603	296,0	137,8
18	C7H 8X4	SITRAK	120	337	1 238	2 245	-64,4	-44,9
19	T5G 8X4	HOWO	161	0	961	0		
20	6312 6X4	MAZ	120	102	945	790	17,6	19,6
21	T5G 6X4	HOWO	149	387	923	3 190	-61,5	-71,1
22	ELF	ISUZU	190	5	921	12	3 700,0	7 575,0
23	T5G 4X2	HOWO	415	0	875	0		
24	N90	JAC	219	0	857	3		28 466,7
25	5340 4X2	MAZ	75	64	831	459	17,2	81,0

### 8 months 2024

SITRAK C7H 4X2

9 504 units **-24,4%**

DONGFENG DFH-SERIES

4 155 units **126,1%**

GAZ GAZON NEXT

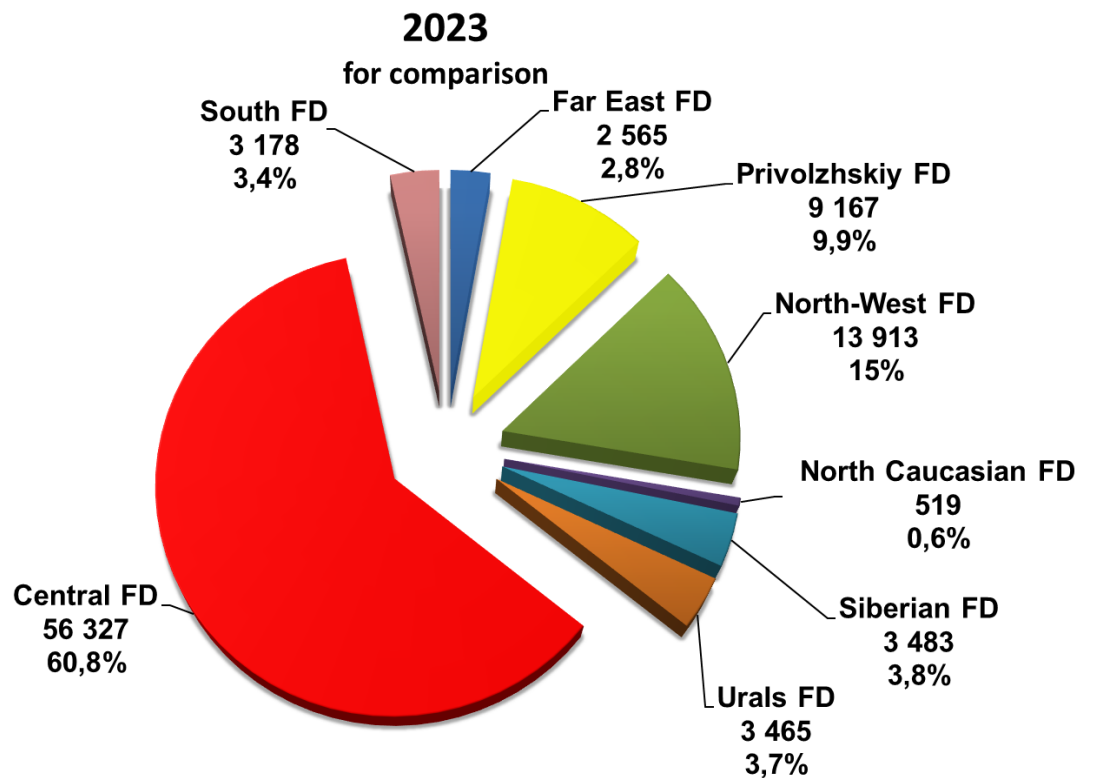
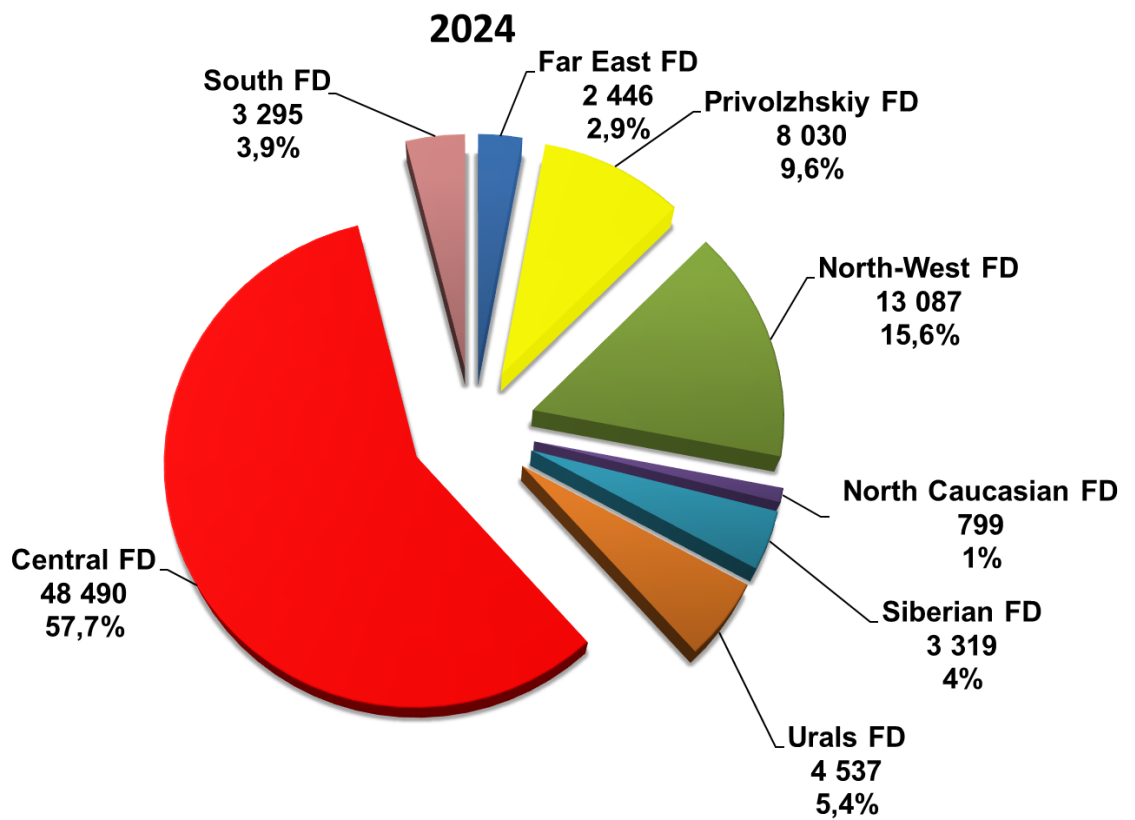
3 876 units **9,9%**





# TRUCKS

## Structure of sales of new truck in Russia in 8 months 2024 by Federal District





# BUSES

## Sales of new buses in Russia in August and 8 months 2024 by brand

Brand	August 2024	August 2023	8 months 2024	8 months 2023	Change August 2024 vs 2023, %	Change 8 months 2024 vs 2023, %
PAZ	485	420	5 453	4 405	15,5	23,8
LIAZ	124	102	1 909	1 365	21,6	39,9
YUTONG	191	273	1 541	1 441	-30,0	6,9
NEFAZ	169	116	1 223	1 172	45,7	4,4
VOLZHANIN	27	164	509	686	-83,5	-25,8
HIGER	62	54	441	443	14,8	-0,5
KAVZ	15	22	411	203	-31,8	102,5
KAMAZ	43	49	385	163	-12,2	136,2
MAZ	5	107	327	709	-95,3	-53,9
LOTOS	40	2	200	107	1 900,0	86,9
ZHONGTONG	19	76	198	322	-75,0	-38,5
SIMAZ	19	14	158	126	35,7	25,4
GOLDEN DRAGON	22	4	134	23	450,0	482,6
URAL	2	8	93	94	-75,0	-1,1
KING LONG (KLM)	12	19	75	96	-36,8	-21,9
JAC	0	6	30	137	-100,0	-78,1
BKM	16	0	27	1		2 600,0
SAZ	0	0	25	37		-32,4
FOTON	19	1	21	4	1 800,0	425,0
NEMAN	0	0	11	0		
ASIASTAR	0	0	2	0		
BMZ	0	0	1	0		
BZKT	0	0	1	0		
JIANLING	0	0	1	0		
SHENLONG	0	0	1	0		
TOYOTA	0	0	1	1		0,0
ANKAI	0	1	0	8	-100,0	-100,0
GENERAL	0	1	0	1	-100,0	-100,0
HYUNDAI	0	0	0	1		-100,0
MAN	0	1	0	8	-100,0	-100,0
SETRA	0	0	0	1		-100,0
SIRIUS	0	0	0	1		-100,0
TRANS ALFA	0	0	0	1		-100,0
<b>TOTAL</b>	<b>1 270</b>	<b>1 440</b>	<b>13 178</b>	<b>11 556</b>	<b>-11,8</b>	<b>14,0</b>
<b>TOTAL Russian brands</b>	<b>940</b>	<b>897</b>	<b>10 368</b>	<b>8 324</b>	<b>4,8</b>	<b>24,6</b>
<b>TOTAL foreign brands</b>	<b>330</b>	<b>543</b>	<b>2 810</b>	<b>3 232</b>	<b>-39,2</b>	<b>-13,1</b>



# BUSES

## Sales of new electric buses in Russia in August and 8 months 2024 by brand

Brand / electric buses	August 2024	August 2023	8 months 2024	8 months 2023	Change August 2024 vs 2023, %	Change 8 months 2024 vs 2023, %
KAMAZ	43	49	385	163	-12,2	136,2
LIAZ	26	0	144	0		
NEFAZ	0	0	73	0		
BKM	16	0	27	1		2600,0
VOLZHANIN	0	0	22	3		633,3
BMZ	0	0	1	0		
SIRIUS	0	0	0	1		-100,0
TRANS ALFA	0	0	0	1		-100,0
GENERAL	0	1	0	1	-100,0	-100,0
<b>TOTAL</b>	<b>85</b>	<b>50</b>	<b>652</b>	<b>170</b>	<b>70,0</b>	<b>283,5</b>
<b>TOTAL Russian brands</b>	<b>69</b>	<b>49</b>	<b>625</b>	<b>168</b>	<b>40,8</b>	<b>272,0</b>
<b>TOTAL foreign brands</b>	<b>16</b>	<b>1</b>	<b>27</b>	<b>2</b>	<b>1500,0</b>	<b>1250,0</b>



# BUSES

## Top 25 model ranking of new bus sales in August and 8 months 2024

Rank	Model	Brand	August 2024	August 2023	8 months 2024	8 months 2023	Change August 2024 vs 2023, %	Change 8 months 2024 vs 2023, %
1	VECTOR NEXT	PAZ	268	230	2 452	1 508	16,5	62,6
2	3205	PAZ	111	149	1 734	1 632	-25,5	6,2
3	CITYMAX 12	LIAZ	121	0	1 291	0		
4	5299, 5297 4X2	NEFAZ, KAMAZ	153	59	1 099	926	159,3	18,7
5	4234	PAZ	75	32	1 095	895	134,4	22,3
6	6127	YUTONG	81	55	653	277	47,3	135,7
7	6122	YUTONG	43	12	427	106	258,3	302,8
8	6282	KAMAZ	43	49	385	163	-12,2	136,2
9	5292	LIAZ	0	102	336	745	-100,0	-54,9
10	VOLGABUS 4298	VOLZHANIN	27	97	259	451	-72,2	-42,6
11	4238	KAVZ	13	17	216	141	-23,5	53,2
12	4292	LIAZ	3	0	200	604		-66,9
13	105	LOTOS	40	2	200	107	1 900,0	86,9
14	LCK-SERIES	ZHONGTONG	19	76	198	322	-75,0	-38,5
15	6899	YUTONG	36	29	159	68	24,1	133,8
16	2258	SIMAZ	19	14	158	126	35,7	25,4
17	KLQ 6129	HIGER	0	15	145	140	-100,0	3,6
18	6938	YUTONG	13	45	141	288	-71,1	-51,0
19	203	MAZ	2	70	123	270	-97,1	-54,4
20	CITYMAX 9	PAZ	23	0	117	0		
21	KLQ 6128	HIGER	13	22	107	114	-40,9	-6,1
22	4235	KAVZ	2	5	106	60	-60,0	76,7
23	XML	GOLDEN DRAGON	13	4	105	22	225,0	377,3
24	4208, 4310 6X6	NEFAZ, KAMAZ	16	53	98	190	-69,8	-48,4
25	3255 4320 6X6	URAL	2	8	93	94	-75,0	-1,1

### 8 months 2024

PAZ VECTOR NEXT  
2 452 units **62,6%**

PAZ 3205  
1 734 units **6,2%**

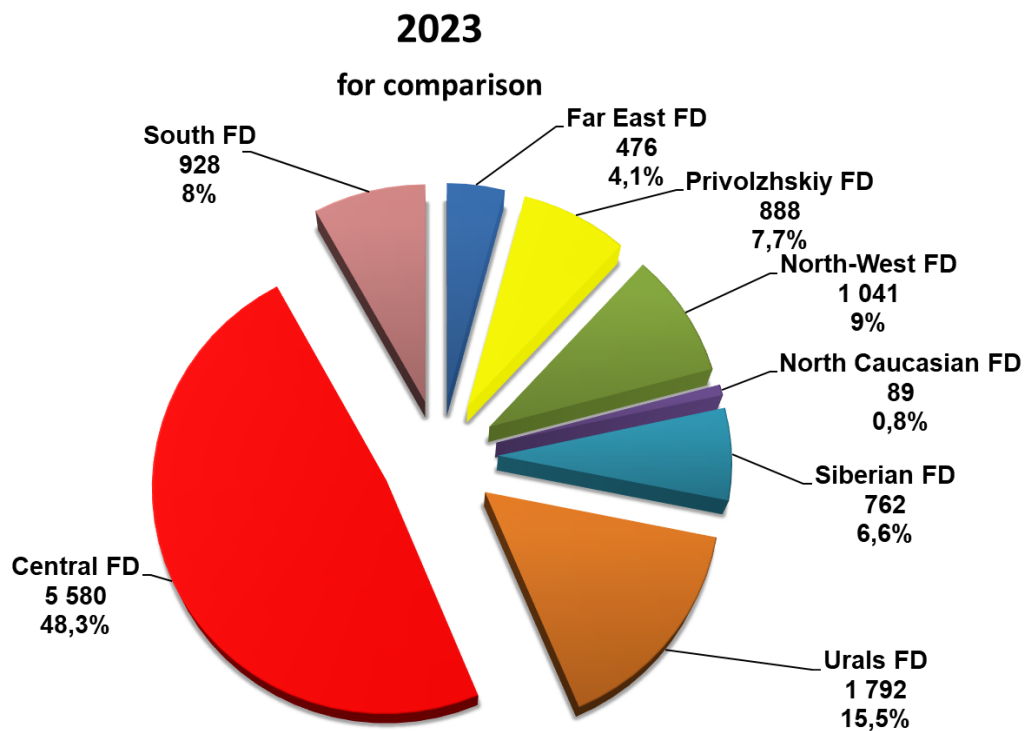
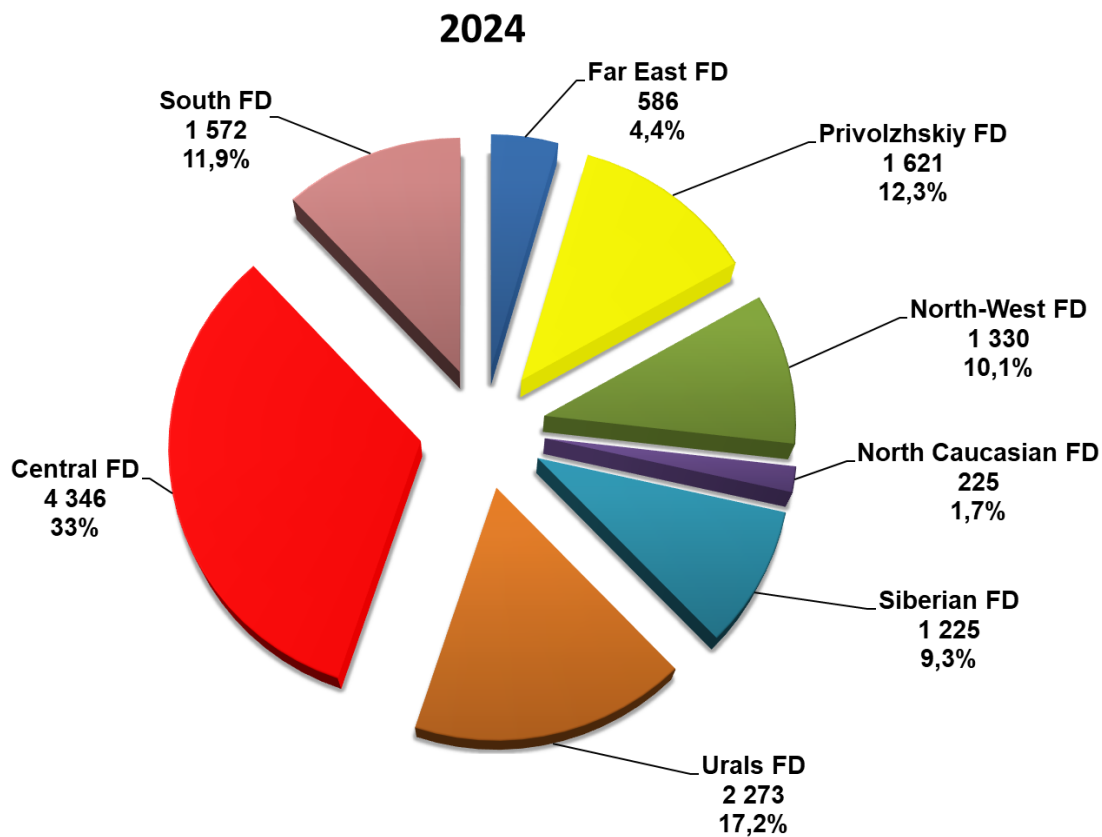
LIAZ CITYMAX 12  
1 291 units **NEW**





# BUSES

## Structure of new bus sales in Russia in 8 months 2024 by Federal District



# OUR CONTACTS



## **ASM Holding, OAO**

21/5, Entrance 6, Kuznetsky Most Street, Moscow 107031

Contract Department, tel.: +7 495 626 0944

e-mail: [inf@asm-holding.ru](mailto:inf@asm-holding.ru)

Head of Market Research Centre – **VASILY SEIN**

e-mail: [vasein@asm-holding.ru](mailto:vasein@asm-holding.ru)

Telegram: [@marketASM](https://www.instagram.com/@marketASM)

Project Manager – **ALEXANDER STERLIKOV**

Mobile: +7 905 747 2431

e-mail: [sterlikov@asm-holding.ru](mailto:sterlikov@asm-holding.ru)



Website: [www.asm-holding.ru](http://www.asm-holding.ru)

Telegram: [@ASMHOLDING](https://www.instagram.com/@ASMHOLDING)

Vkontakte: [oaoasmholding](https://vk.com/oaoasmholding)



## **Association of Russian Automakers (OAR)**

8, Novovladykinsky Proezd, bldg. 5, POB 81, Moscow 127106

Tel.: +7 495 739 7095

e-mail: [info\\_oar@mail.ru](mailto:info_oar@mail.ru)

Adviser for International Cooperation – **YURI KRAVTSOV**

e-mail: [kravtsov\\_oar@mail.ru](mailto:kravtsov_oar@mail.ru)

Website: [www.oar-info.ru](http://www.oar-info.ru)