



## PRESS-RELEASE

11 SEPTEMBER 2024

### AUTOMOBILE MARKET OF RUSSIA IN AUGUST AND JANUARY-AUGUST 2024 PASSENGER CARS, LIGHT COMMERCIAL VEHICLES AND PICKUPS

In August 2024, sales of new passenger cars, light commercial vehicles and pickups in Russia grew by 32.1% year-on-year to 157 291 vehicles. In January-August 2024, the total sales were 1 076 255 vehicles, up 61.1% year-on-year.\*

Sales results by type of motor vehicles:

- Passenger cars – 145 515 units in August 2024, up 34.1% YOY; 993 702 units in January-August 2024, up 64.7%.  
Among them electric vehicles (BEV) – 1 314 units in August 2024, down 12.1% YOY; 13 034 units in January-August 2024, up 83.8% YOY.
- Light commercial vehicles including light trucks (N1 category, without pickups) and minibuses (M2 category) – 9 037 units in August 2024, up 5.9% YOY; 64 819 units in January-August 2024, up 24.1 % YOY. Among them electric vehicles (BEV) – 3 units in August 2024, down 66.7% YOY; 34 units in January-August 2024, down 10.5% YOY.
- Pickups – 2 739 units in August 2024, up 33.4%; 17 734 units in January-August 2024, up 69.8% YOY.

\* without sales to military, law enforcement and diplomatic agencies in RF

**MIMS**  
**automobility**  
**MOSCOW**  
our partners

#### COMMENT:

Alexander Kovrigin, Deputy Managing Director of ASM Holding, commented:

Sales of passenger cars on the Russian market grew by 34.1% in August 2024 and by 64.7% in the first 8 months of the year. We expect annual growth of car sales in 2024 by 30-35% over the 2023 result to reach 1.4 million units.

We noted a 33.4% increase of new pickup sales in August 2024 and a 69.8% increase in January-August. We forecast growth of sales in this segment through 2024 by 35-40%.

Sales in the segment of light commercial vehicles grew by 5.9% in July and by 24.1% year-to-date. We expect growth of LCV sales in 2024 by 15-20% over the previous year's result.

We suggest that the further sales growth rate will slow down, and the market will be stabilizing.

#### OUR CONTACTS:

**ASM Holding, OAO**

21/5, Kuznetsky Most St., 107031, Moscow, Russia

Tel: +7 (495) 625-51-79, +7 (495) 626-04-71

e-mail: [inf@asm-holding.ru](mailto:inf@asm-holding.ru)

**Association of Russian Automakers (OAR)**

8, Novovladykinsky Proezd, bldg 5, POB 81, 127106, Moscow, Russia

Tel: +7 (495) 739 70 95

e-mail: [info\\_oar@mail.ru](mailto:info_oar@mail.ru)



Developed by specialists of  
AVTOSTAT-INFO



# PASSENGER CARS

## Sales of new passenger cars in Russia in August and 8 months 2024 by brand

Brand	August 2024	August 2023	8 months 2024	8 months 2023	Change August 2024 vs 2023, %	Change 8 months 2024 vs 2023, %
LADA	38 637	28 905	284 045	192 042	33,7	47,9
HAVAL	18 550	11 081	117 548	58 566	67,4	100,7
CHERY	16 536	13 533	102 966	72 004	22,2	43,0
GEELY	14 484	8 477	97 499	50 392	70,9	93,5
CHANGAN	11 064	6 757	70 337	20 988	63,7	235,1
OMODA	4 648	6 027	35 333	24 604	-22,9	43,6
EXEED	3 534	4 980	29 925	25 336	-29,0	18,1
JETOUR	3 707	1 363	21 838	2 065	172,0	957,5
BELGEE	3 482	0	21 439	0		
TANK	2 782	1 576	18 542	5 482	76,5	238,2
JAECOO	2 844	0	16 170	0		
LI XIANG	1 442	231	15 160	690	524,2	2 097,1
MOSKVICH	1 648	1 344	12 821	6 538	22,6	96,1
KIA	1 389	3 027	10 857	25 295	-54,1	-57,1
TOYOTA	1 430	2 375	10 692	14 331	-39,8	-25,4
GAC	1 907	395	10 081	956	382,8	954,5
HYUNDAI	1 549	2 329	9 537	21 483	-33,5	-55,6
SOLARIS	2 128	0	7 852	0		
BAIC	1 151	724	7 624	833	59,0	815,2
BMW	813	983	7 272	5 871	-17,3	23,9
VOYAH	540	501	6 584	2 021	7,8	225,8
UAZ	895	890	5 967	4 939	0,6	20,8
ZEEKR	605	289	5 621	737	109,3	662,7
KAIYI	641	1 298	5 052	3 981	-50,6	26,9
JAC	748	1 423	4 526	7 100	-47,4	-36,3
MERCEDES	519	778	4 338	4 556	-33,3	-4,8
FAW	262	801	4 041	2 744	-67,3	47,3
HONGQI	784	272	4 008	703	188,2	470,1
VOLKSWAGEN	321	629	3 398	5 837	-49,0	-41,8
LEXUS	398	612	3 278	3 335	-35,0	-1,7
MAZDA	328	677	3 256	4 267	-51,6	-23,7
JETTA	451	757	2 696	1 489	-40,4	81,1
MITSUBISHI	153	702	2 499	4 921	-78,2	-49,2
LIVAN	351	473	2 441	750	-25,8	225,5
SKODA	453	595	2 114	3 103	-23,9	-31,9
XCITE	845	0	2 054	0		
AUDI	237	404	2 003	2 290	-41,3	-12,5
CHEVROLET	166	382	1 922	2 837	-56,5	-32,3
HONDA	268	147	1 741	768	82,3	126,7
LAND ROVER	197	250	1 381	1 405	-21,2	-1,7
PORSCHE	164	155	1 373	1 232	5,8	11,4
SUBARU	182	173	1 214	1 168	5,2	3,9



# PASSENGER CARS

Brand	August 2024	August 2023	8 months 2024	8 months 2023	Change August 2024 vs 2023, %	Change 8 months 2024 vs 2023, %
TRUMPCHI	362	0	1 112	0		
SWM	147	0	1 039	0		
EVOLUTE	140	190	1 024	1 224	-26,3	-16,3
HUAWEI AITO	205	4	890	28	5 025,0	3 078,6
NISSAN	87	120	800	1 614	-27,5	-50,4
AEOLUS	101	15	675	15	573,3	4 400,0
DONGFENG	151	1	652	19	15 000,0	3 331,6
BYD	68	59	640	369	15,3	73,4
TESLA	27	140	561	900	-80,7	-37,7
AVATR	44	50	538	119	-12,0	352,1
SUZUKI	75	194	512	1 137	-61,3	-55,0
JEEP	53	101	453	811	-47,5	-44,1
WEY	41	0	373	0		
ROX	39	0	344	0		
CADILLAC	32	61	341	481	-47,5	-29,1
MG	45	166	297	172	-72,9	72,7
LYNK AND CO	21	45	274	111	-53,3	146,8
FORD	43	41	254	261	4,9	-2,7
FORTHING	49	39	240	97	25,6	147,4
VOLVO	35	45	220	306	-22,2	-28,1
ORA	46	1	195	6	4 500,0	3 150,0
RENAULT	9	292	195	4 300	-96,9	-95,5
GENESIS	31	125	191	957	-75,2	-80,0
LOTUS	11	13	183	21	-15,4	771,4
CITROEN	24	18	165	328	33,3	-49,7
DFSK	23	38	152	261	-39,5	-41,8
PEUGEOT	39	4	142	74	875,0	91,9
YANGWANG	14	0	128	0		
SKYWELL	36	43	119	194	-16,3	-38,7
BENTLEY	15	16	112	95	-6,2	17,9
INFINITI	13	51	106	268	-74,5	-60,4
GMC	12	22	102	157	-45,5	-35,0
LAMBORGHINI	15	6	102	77	150,0	32,5
MINI	11	12	102	117	-8,3	-12,8
DODGE	10	28	97	155	-64,3	-37,4
ROLLS ROYCE	12	8	89	55	50,0	61,8
HIPHI	11	16	87	56	-31,2	55,4
AURUS	15	5	77	83	200,0	-7,2
AMBERAVTO	19	0	72	0		
SOUEAST	14	89	68	153	-84,3	-55,6
DAIHATSU	14	7	59	19	100,0	210,5
SAIC-GM-WULING	5	0	59	0		
XIAOMI	29	0	55	0		
NIO	6	3	52	19	100,0	173,7



# PASSENGER CARS

Brand	August 2024	August 2023	8 months 2024	8 months 2023	Change August 2024 vs 2023, %	Change 8 months 2024 vs 2023, %
DENZA	4	3	50	7	33,3	614,3
OTING	0	0	47	0		
JAGUAR	4	9	46	64	-55,6	-28,1
BUICK	8	6	44	25	33,3	76,0
SSANGYONG	6	15	44	64	-60,0	-31,2
LINCOLN	4	7	43	46	-42,9	-6,5
HAIMA	6	0	39	1		3 800,0
ACURA	3	7	34	49	-57,1	-30,6
ALFA ROMEO	10	6	33	26	66,7	26,9
OSHAN	4	3	32	5	33,3	540,0
FERRARI	5	3	28	33	66,7	-15,2
LEAPMOTOR	2	2	26	8	0,0	225,0
MASERATI	2	4	25	35	-50,0	-28,6
GAZ	4	0	22	0		
DACIA	2	1	20	7	100,0	185,7
BAW	0	0	19	1		1 800,0
VENUCIA	6	0	16	0		
HOZON	1	0	11	7		57,1
XIAOPENG	2	1	11	8	100,0	37,5
IRAN KHODRO	0	34	10	63	-100,0	-84,1
ROEWE	0	0	9	3		200,0
ASTON MARTIN	1	1	8	8	0,0	0,0
WULING	3	2	8	5	50,0	60,0
ALPINA	0	3	7	14	-100,0	-50,0
BAOJUN	0	0	7	1		600,0
ZHIJI	0	2	6	3	-100,0	100,0
ARCFOX	2	0	5	0		
DAEWOO	1	2	5	18	-50,0	-72,2
ISUZU	0	5	5	30	-100,0	-83,3
MCLAREN	0	0	5	2		150,0
SMART	0	0	5	6		-16,7
KAMA	0	0	4	0		
CUPRA	1	2	3	4	-50,0	-25,0
FIAT	0	3	3	23	-100,0	-87,0
RIVIAN	0	1	3	4	-100,0	-25,0
SOKON	0	3	3	20	-100,0	-85,0
WELTMEISTER	0	2	3	15	-100,0	-80,0
ZOTYE	0	0	3	0		
CHRYSLER	0	2	2	3	-100,0	-33,3
MAXUS	0	1	2	1	-100,0	100,0
SAMSUNG	0	0	2	2		0,0
COWIN	1	0	1	0		
DAYUN	0	0	1	2		-50,0
ENOVATE	0	0	1	1		0,0



# PASSENGER CARS

Brand	August 2024	August 2023	8 months 2024	8 months 2023	Change August 2024 vs 2023, %	Change 8 months 2024 vs 2023, %
IM MOTORS	0	0	1	0		
INEOS	0	0	1	0		
LUCID	0	0	1	0		
OPEL	0	2	1	13	-100,0	-92,3
POLESTAR	0	0	1	13		-92,3
SEAT	0	0	1	0		
SEHOL	0	2	1	2	-100,0	-50,0
VGX	1	0	1	0		
ALPINE	0	0	0	1		-100,0
BLAVAL	0	1	0	3	-100,0	-100,0
JMEV	0	0	0	2		-100,0
LINKTOUR	0	0	0	1		-100,0
MORGAN	0	0	0	1		-100,0
RAVON	0	1	0	1	-100,0	-100,0
YEMA	0	0	0	1		-100,0
<b>TOTAL</b>	<b>145 515</b>	<b>108 519</b>	<b>993 702</b>	<b>603 370</b>	<b>34,1</b>	<b>64,7</b>
<b>TOTAL Russian brands</b>	<b>42 203</b>	<b>31 334</b>	<b>306 086</b>	<b>204 826</b>	<b>34,7</b>	<b>49,4</b>
<b>TOTAL foreign brands</b>	<b>103 312</b>	<b>77 185</b>	<b>687 616</b>	<b>398 544</b>	<b>33,8</b>	<b>72,5</b>

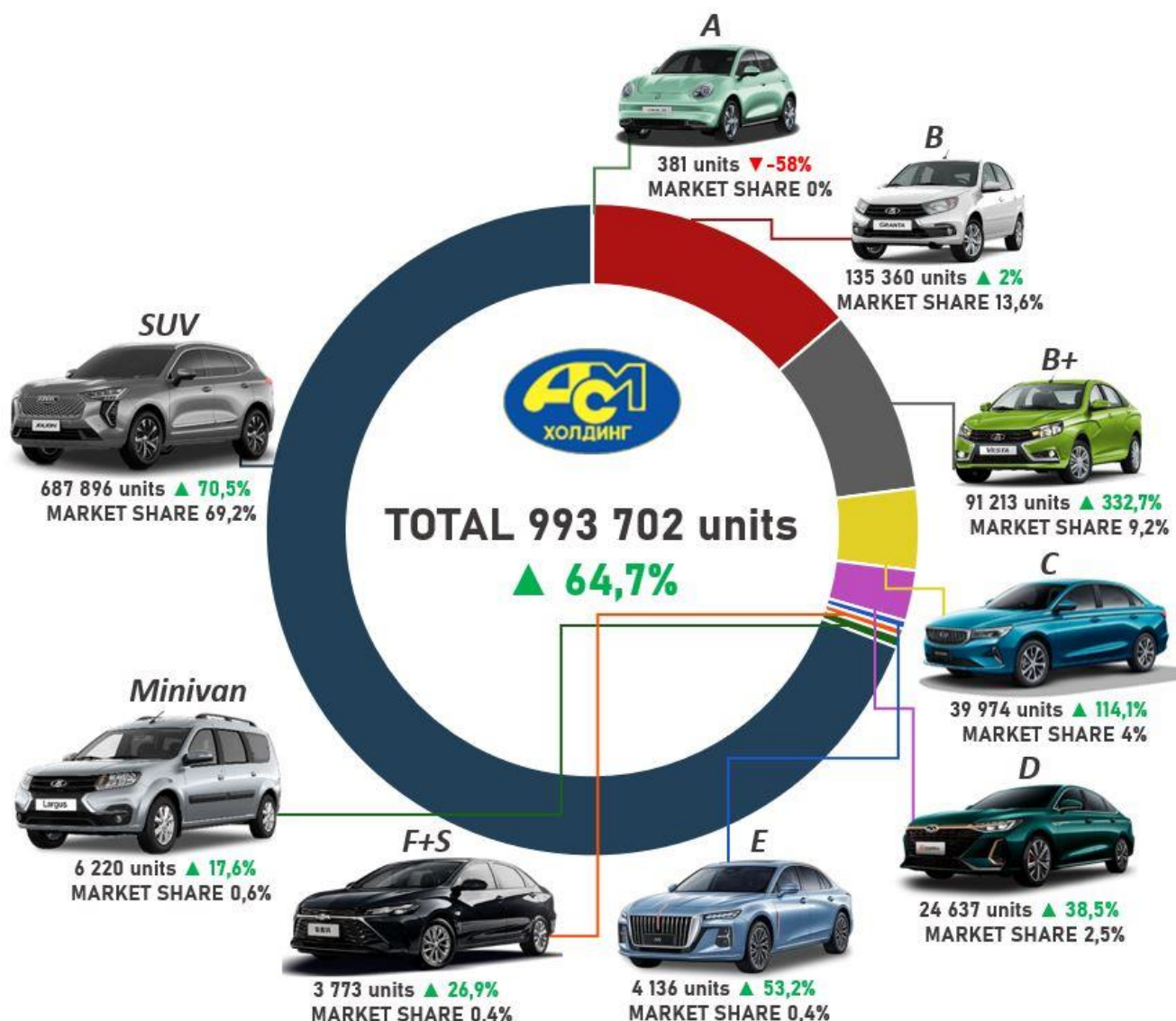


# PASSENGER CARS

## Sales of new passenger cars in Russia in August and 8 months 2024 by class

Class	August 2024	August 2023	8 months 2024	8 months 2023	Market share August 2024, %	Market share 8 months 2024, %	Change August 2024 vs 2023, %	Change 8 months 2024 vs 2023, %
A	56	55	381	907	0,0	0,0	1,8	-58,0
B	19 065	16 595	135 360	130 562	13,1	13,6	14,9	3,7
B+	13 291	5 535	91 213	21 078	9,1	9,2	140,1	332,7
C	5 574	5 099	39 974	18 667	3,8	4,0	9,3	114,1
D	3 346	4 550	24 637	17 791	2,3	2,5	-26,5	38,5
E	643	549	4 136	2 699	0,4	0,4	17,1	53,2
F+S	422	552	3 773	2 973	0,3	0,4	-23,6	26,9
Minivan	1 265	844	6 220	5 291	0,9	0,6	49,9	17,6
SUV	101 830	74 726	687 896	403 363	70,0	69,2	36,3	70,5
Not identified	23	14	112	41			64,3	173,2
<b>TOTAL</b>	<b>145 515</b>	<b>108 519</b>	<b>993 702</b>	<b>603 372</b>	<b>100,0</b>	<b>100,0</b>	<b>34,1</b>	<b>64,7</b>

### 8 months 2024





# PASSENGER CARS

## Top 25 model ranking of new passenger car sales in Russia in August and 8 months 2024

Rank	Model	Brand	August 2024	August 2023	8 months 2024	8 months 2023	Change August 2024 vs 2023, %	Change 8 months 2024 vs 2023, %
1	GRANTA	LADA	18 928	16 143	134 455	127 188	17,3	5,7
2	VESTA	LADA	11 273	5 153	83 744	14 330	118,8	484,4
3	JOLION	HAVAL	8 952	5 333	52 831	29 099	67,9	81,6
4	TIGGO 7 PRO MAX	CHERY	7 972	0	38 714	0		
5	2123 NIVA	LADA	3 993	4 262	33 395	27 812	-6,3	20,1
6	TIGGO 4 PRO	CHERY	5 532	2 931	32 622	17 124	88,7	90,5
7	MONJARO	GEELY	3 805	1 677	31 287	5 517	126,9	467,1
8	2121 NIVA	LADA 4x4	3 709	3 293	30 803	21 593	12,6	42,7
9	C5	OMODA	3 640	4 668	27 016	22 087	-22,0	22,3
10	CS55	CHANGAN	4 787	1 644	25 688	5 475	191,2	369,2
11	M6	HAVAL	3 970	1 206	24 523	1 431	229,2	1 613,7
12	X50	BELGEE	3 195	0	21 081	0		
13	COOLRAY	GEELY	1 870	3 039	17 498	24 433	-38,5	-28,4
14	DARGO	HAVAL	2 410	1 592	15 720	7 422	51,4	111,8
15	CS35	CHANGAN	2 256	1 175	13 879	5 276	92,0	163,1
16	ATLAS PRO	GEELY	1 955	2 021	12 894	10 421	-3,3	23,7
17	J7	JAECOO	1 720	0	12 248	0		
18	F7	HAVAL	761	1 973	11 929	10 145	-61,4	17,6
19	300	TANK	1 769	727	11 401	3 141	143,3	263,0
20	TUGELLA	GEELY	1 563	1 565	11 104	9 306	-0,1	19,3
21	MOSKVICH 3	MOSKVICH	1 291	1 258	10 670	6 276	2,6	70,0
22	ATLAS	GEELY	2 982	8	10 565	44	37 175,0	23 911,4
23	UNI-K	CHANGAN	1 157	1 134	10 537	3 514	2,0	199,9
24	TIGGO 8 PRO	CHERY	1 403	1 598	10 254	9 621	-12,2	6,6
25	DASHING	JETOUR	1 443	886	9 848	1 185	62,9	731,1

### 8 months 2024

LADA VESTA  
83 744 units **484,4%**



LADA GRANTA  
134 455 units **5,7%**



HAVAL JOLION  
52 831 units **81,6%**





# PASSENGER CARS

## Sales of new electric cars (BEV) in Russia in August and 8 months 2024 by brand

Brand / electric cars	August 2024	August 2023	8 months 2024	8 months 2023	Change August 2024 vs 2023, %	Change 8 months 2024 vs 2023, %
ZEEKR	605	289	5 621	737	109,3	662,7
EVOLUTE	107	190	990	1 224	-43,7	-19,1
MOSKVICH	132	86	921	262	53,5	251,5
VOLKSWAGEN	60	170	920	1 286	-64,7	-28,5
TESLA	27	140	561	900	-80,7	-37,7
AVATR	44	50	538	119	-12,0	352,1
FAW	0	59	452	70	-100,0	545,7
BYD	30	47	410	317	-36,2	29,3
HONDA	20	37	314	178	-45,9	76,4
BMW	17	43	264	256	-60,5	3,1
VOYAH	22	84	249	447	-73,8	-44,3
ORA	46	1	195	6	4500,0	3150,0
LOTUS	10	13	182	21	-23,1	766,7
LI XIANG	12	1	147	8	1100,0	1737,5
HONGQI	18	108	107	363	-83,3	-70,5
TOYOTA	10	9	105	30	11,1	250,0
MERCEDES	8	15	94	91	-46,7	3,3
HIPHI	11	16	87	56	-31,3	55,4
SKYWELL	26	32	73	156	-18,8	-53,2
AMBERAVTO	19	0	72	0		
PORSCHE	5	9	63	71	-44,4	-11,3
SAIC-GM-WULING	5	0	59	0		
XIAOMI	29	0	55	0		
NIO	6	3	52	19	100,0	173,7
AUDI	3	23	50	178	-87,0	-71,9
NISSAN	8	9	47	30	-11,1	56,7
CHANGAN	4	3	39	7	33,3	457,1
LEXUS	1	0	29	0		
KIA	2	0	28	8		250,0
MG	2	0	27	0		
HYUNDAI	2	11	23	43	-81,8	-46,5
HUAWEI AITO	6	0	23	1		2200,0
CHERY	1	0	22	2		1000,0
ROLLS ROYCE	4	0	21	0		
DENZA	0	0	20	0		
GEELY	1	3	15	9	-66,7	66,7
LEAPMOTOR	1	2	14	8	-50,0	75,0
GAC	0	1	11	3	-100,0	266,7
XIAOPENG	2	1	11	8	100,0	37,5
HOZON	1	0	10	7		42,9
CADILLAC	0	1	9	5	-100,0	80,0
BAOJUN	0	0	7	1		600,0



# PASSENGER CARS


Brand / electric cars	August 2024	August 2023	8 months 2024	8 months 2023	Change August 2024 vs 2023, %	Change 8 months 2024 vs 2023, %
FORD	2	4	6	13	-50,0	-53,8
JAGUAR	0	0	6	5		20,0
ZHIJI	0	2	6	3	-100,0	100,0
MITSUBISHI	0	3	5	8	-100,0	-37,5
FORTHING	2	16	5	37	-87,5	-86,5
SMART	0	0	5	5		0,0
ARCFOX	2	0	5	0		
ROX	0	0	4	0		
VOLVO	0	0	4	2		100,0
MINI	0	1	4	9	-100,0	-55,6
KAMA	0	0	4	0		
LADA	0	0	3	2		50,0
HAVAL	0	0	3	0		
EXEED	0	0	3	0		
CHEVROLET	1	0	3	4		-25,0
YANGWANG	0	0	3	0		
WELTMEISTER	0	2	3	15	-100,0	-80,0
RIVIAN	0	1	3	4	-100,0	-25,0
BELGEE	0	0	2	0		
DONGFENG	0	1	2	8	-100,0	-75,0
GENESIS	0	0	2	0		
OMODA	0	1	1	2	-100,0	-50,0
JETOUR	0	0	1	0		
TANK	0	0	1	0		
BAIC	0	0	1	2		-50,0
WEY	0	0	1	0		
PEUGEOT	0	0	1	0		
DACIA	0	0	1	0		
BAW	0	0	1	0		
ROEWE	0	0	1	2		-50,0
WULING	0	2	1	5	-100,0	-80,0
FIAT	0	1	1	6	-100,0	-83,3
SOKON	0	3	1	3	-100,0	-66,7
POLESTAR	0	0	1	13		-92,3
LUCID	0	0	1	0		
ENOVATE	0	0	1	0		
IM MOTORS	0	0	1	0		
MAZDA	0	0	0	3		-100,0
SUBARU	0	0	0	1		-100,0
RENAULT	0	0	0	1		-100,0
CITROEN	0	1	0	1	-100,0	-100,0
OPEL	0	0	0	1		-100,0
DAYUN	0	0	0	2		-100,0
YEMA	0	0	0	1		-100,0



# PASSENGER CARS

Brand / electric cars	August 2024	August 2023	8 months 2024	8 months 2023	Change August 2024 vs 2023, %	Change 8 months 2024 vs 2023, %
BLAVAL	0	1	0	3	-100,0	-100,0
JMEV	0	0	0	2		-100,0
LINKTOUR	0	0	0	1		-100,0
<b>TOTAL</b>	<b>1 314</b>	<b>1 495</b>	<b>13 034</b>	<b>7 091</b>	<b>-12,1</b>	<b>83,8</b>
<b>TOTAL Russian brands</b>	<b>258</b>	<b>276</b>	<b>1 990</b>	<b>1 488</b>	<b>-6,5</b>	<b>33,7</b>
<b>TOTAL foreign brands</b>	<b>1 056</b>	<b>1 219</b>	<b>11 044</b>	<b>5 603</b>	<b>-13,4</b>	<b>97,1</b>

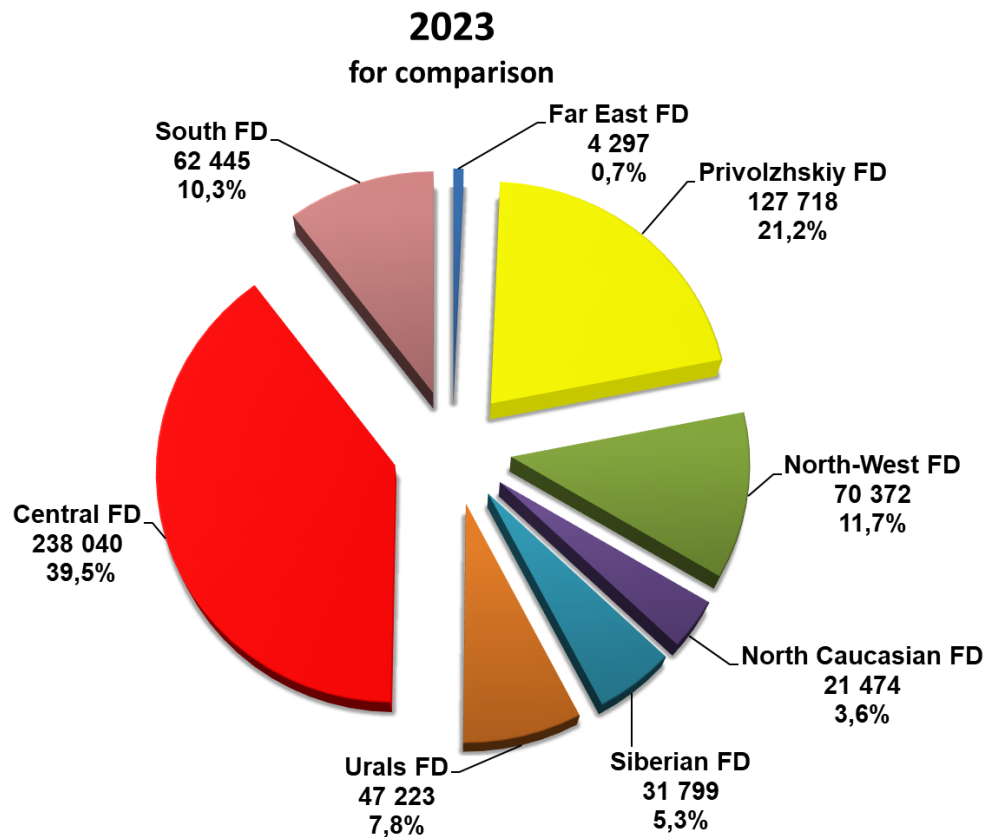
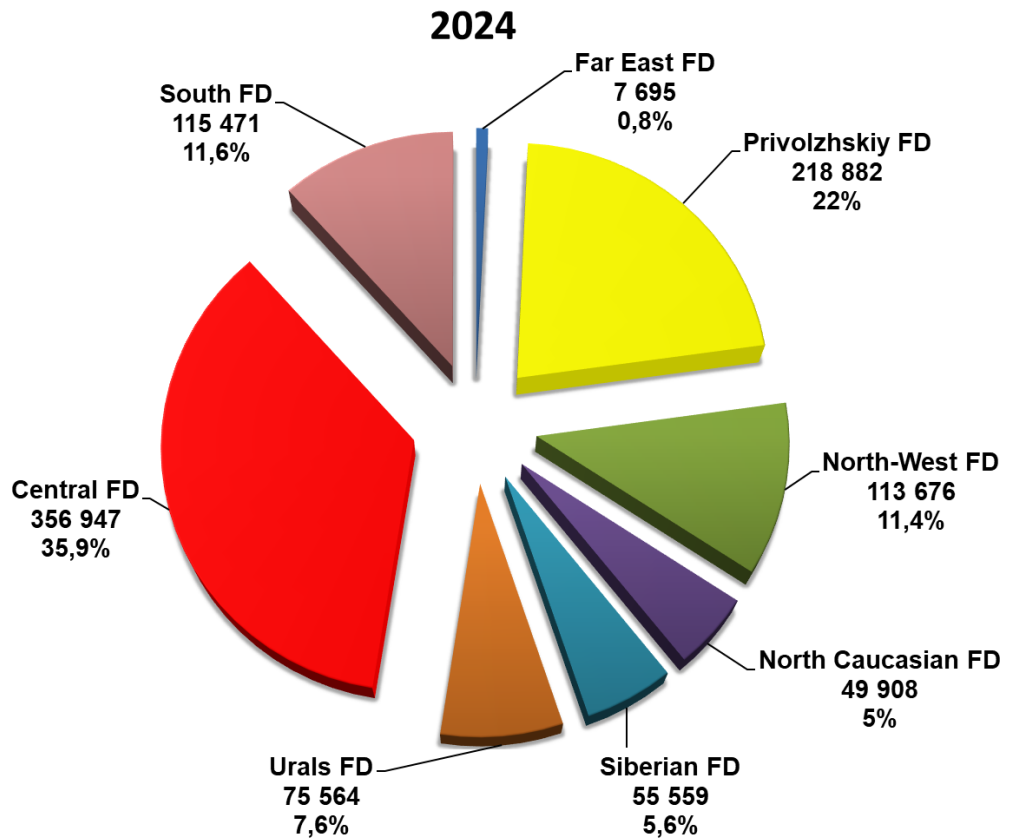
## 8 months 2024





# PASSENGER CARS

## Structure of new car sales in Russia in 8 months 2024 by Federal District





# LIGHT COMMERCIAL VEHICLES

Sales of new light commercial vehicles in Russia Including light trucks (N1 category) and minibuses (M2 category) in August and 8 months 2024 by brand (without pickups)

Brand	August 2024	August 2023	8 months 2024	8 months 2023	Change August 2024 vs 2023, %	Change 8 months 2024 vs 2023, %
GAZ	4 700	5 100	36 338	32 082	-7,8	13,3
UAZ	1 404	1 530	11 729	9 710	-8,2	20,8
SOLLERS	1 160	951	6 527	2 869	22,0	127,5
LADA	884	318	4 396	2 531	178,0	73,7
DONGFENG	241	89	1 397	265	170,8	427,2
MERCEDES	130	155	836	1 047	-16,1	-20,2
KAMAZ	132	0	767	0		
FORD	55	54	502	1 259	1,9	-60,1
FOTON	70	0	464	0		
VOLKSWAGEN	33	64	270	505	-48,4	-46,5
PEUGEOT	31	20	231	302	55,0	-23,5
IVECO	29	16	190	165	81,2	15,2
CHANGAN	21	3	186	8	600,0	2 225,0
FIAT	19	30	151	229	-36,7	-34,1
KIA	13	32	120	203	-59,4	-40,9
SUZUKI	11	39	107	286	-71,8	-62,6
CITROEN	10	11	100	191	-9,1	-47,6
RENAULT	12	15	100	86	-20,0	16,3
BAW	18	4	81	45	350,0	80,0
JAC	4	49	68	113	-91,8	-39,8
TOYOTA	15	24	60	104	-37,5	-42,3
HYUNDAI	12	11	49	82	9,1	-40,2
MAXUS	2	3	24	3	-33,3	700,0
WULING	4	1	20	4	300,0	400,0
OPEL	4	1	19	60	300,0	-68,3
SDAC	14	0	14	0		
FORTHING	1	0	11	2		450,0
DFSK	0	0	7	0		
MAZ	2	2	7	5	0,0	40,0
FAW	3	0	6	0		
NISSAN	0	0	5	9		-44,4
SHINERAY	0	0	5	0		
EVM	1	1	4	6	0,0	-33,3
FARIZON	0	0	4	0		
GMC	0	1	3	1	-100,0	200,0
JINBEI	0	0	3	0		
LANDWIND JIANGLING - JMC	1	0	3	0		
MITSUBISHI	0	7	3	23	-100,0	-87,0
DAIHATSU	1	0	2	1		100,0
MAN	0	1	2	3	-100,0	-33,3
SAIC-GM-WULING	0	0	2	0		



# LIGHT COMMERCIAL VEHICLES

Brand	August 2024	August 2023	8 months 2024	8 months 2023	Change August 2024 vs 2023, %	Change 8 months 2024 vs 2023, %
BRILLIANCE	0	0	1	0		
CHERY	0	0	1	0		
CHUSHENG	0	0	1	0		
JENHOO	0	0	1	0		
KAMAG	0	0	1	0		
RUIYASHENG	0	0	1	0		
DAYUN	0	0	0	1		-100,0
HONDA	0	1	0	1	-100,0	-100,0
KAICENE	0	1	0	1	-100,0	-100,0
LDV	0	0	0	4		-100,0
PVR	0	0	0	4		-100,0
SKYWELL	0	0	0	1		-100,0
YUCHAI	0	0	0	1		-100,0
<b>TOTAL</b>	<b>9 037</b>	<b>8 534</b>	<b>64 819</b>	<b>52 212</b>	<b>5,9</b>	<b>24,1</b>
<b>TOTAL Russian brands</b>	<b>8 281</b>	<b>7 900</b>	<b>59 761</b>	<b>47 202</b>	<b>4,8</b>	<b>26,6</b>
<b>TOTAL foreign brands</b>	<b>756</b>	<b>634</b>	<b>5 058</b>	<b>5 010</b>	<b>19,2</b>	<b>1,0</b>

## Sales of new electric light commercial vehicles (BEV) in Russia in August and 8 months 2024 by brand (without pickups)

Brand / electric LCV	August 2024	August 2023	8 months 2024	8 months 2023	Change August 2024 vs 2023, %	Change 8 months 2024 vs 2023, %
MERCEDES	1	2	12	15	-50,0	-20,0
GAZ	0	0	5	1		400,0
EVM	1	1	4	5	0,0	-20,0
DONGFENG	1	3	3	3	-66,7	0,0
MAXUS	0	0	3	0		
FARIZON	0	0	3	0		
CHANGAN	0	0	1	0		
DFSK	0	0	1	0		
JENHOO	0	0	1	0		
CHERY	0	0	1	0		
UAZ	0	0	0	3		-100,0
SOLLERS	0	2	0	2	-100,0	-100,0
FORD	0	0	0	1		-100,0
WULING	0	1	0	3	-100,0	-100,0
LDV	0	0	0	3		-100,0
SKYWELL	0	0	0	1		-100,0
YUCHAI	0	0	0	1		-100,0
<b>TOTAL</b>	<b>3</b>	<b>9</b>	<b>34</b>	<b>38</b>	<b>-66,7</b>	<b>-10,5</b>
<b>TOTAL Russian brands</b>	<b>1</b>	<b>3</b>	<b>9</b>	<b>11</b>	<b>-66,7</b>	<b>-18,2</b>
<b>TOTAL foreign brands</b>	<b>2</b>	<b>6</b>	<b>25</b>	<b>27</b>	<b>-66,7</b>	<b>-7,4</b>



# LIGHT COMMERCIAL VEHICLES

Top 25 model ranking of new LCV sales including light trucks (N1 category) and minibuses (M2 category) in Russia, in August and 8 months 2024 (without pickups)

Rank	Model	Brand	August 2024	August 2023	8 months 2024	8 months 2023	Change August 2024 vs 2023, %	Change 8 months 2024 vs 2023, %
1	GAZelle NEXT	GAZ	2 892	3 475	21 514	20 289	-16,8	6,0
2	3909	UAZ	630	675	5 172	4 024	-6,7	28,5
3	ATLANT	SOLLERS	931	814	5 155	2 439	14,4	111,4
4	3302 GAZelle	GAZ	594	590	5 046	4 220	0,7	19,6
5	2752 SOBOL	GAZ	397	488	3 828	3 303	-18,6	15,9
6	2349 WIS	LADA	492	294	3 471	1 965	67,3	76,6
7	PROFI	UAZ	420	445	3 231	2 596	-5,6	24,5
8	3221 GAZelle	GAZ	190	79	1 441	911	140,5	58,2
9	ARGO	SOLLERS	229	137	1 372	430	67,2	219,1
10	UAZ 2206	UAZ	138	225	1 341	1 133	-38,7	18,4
11	2310 SOBOL	GAZ	112	135	1 211	1 186	-17,0	2,1
12	SOBOL NN	GAZ	184	108	1 196	603	70,4	98,3
13	CAPTAIN T	DONGFENG	141	42	917	217	235,7	322,6
14	3741	UAZ	126	90	824	668	40,0	23,4
15	KOMPAS 5 4X2	KAMAZ	132	0	767	0		
16	2217 SOBOL	GAZ	98	93	687	798	5,4	-13,9
17	V-CLASS	MERCEDES	113	112	645	775	0,9	-16,8
18	GAZelle NN	GAZ	128	58	623	285	120,7	118,6
19	LARGUS FURGON	LADA	337	4	589	442	8 325,0	33,3
20	3962	UAZ	18	56	587	690	-67,9	-14,9
21	2705 GAZelle	GAZ	65	74	569	486	-12,2	17,1
22	TRANSIT	FORD	52	51	492	1 237	2,0	-60,2
23	TOANO	FOTON	70	0	464	0		
24	K33-561	DONGFENG	87	0	441	0		
25	2346 WIS	LADA	49	20	330	124	145,0	166,1

## 8 months 2024

GAZelle NEXT  
21 514 units **6%**

UAZ 3909  
5 172 units **28,5%**

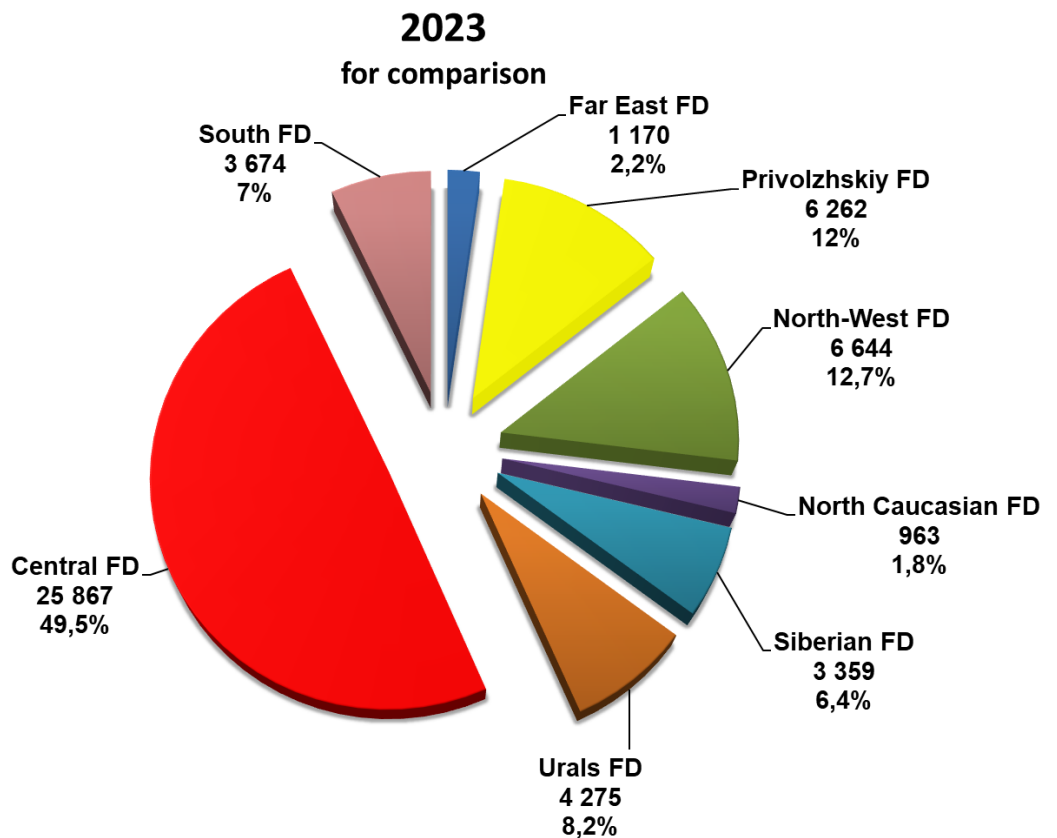
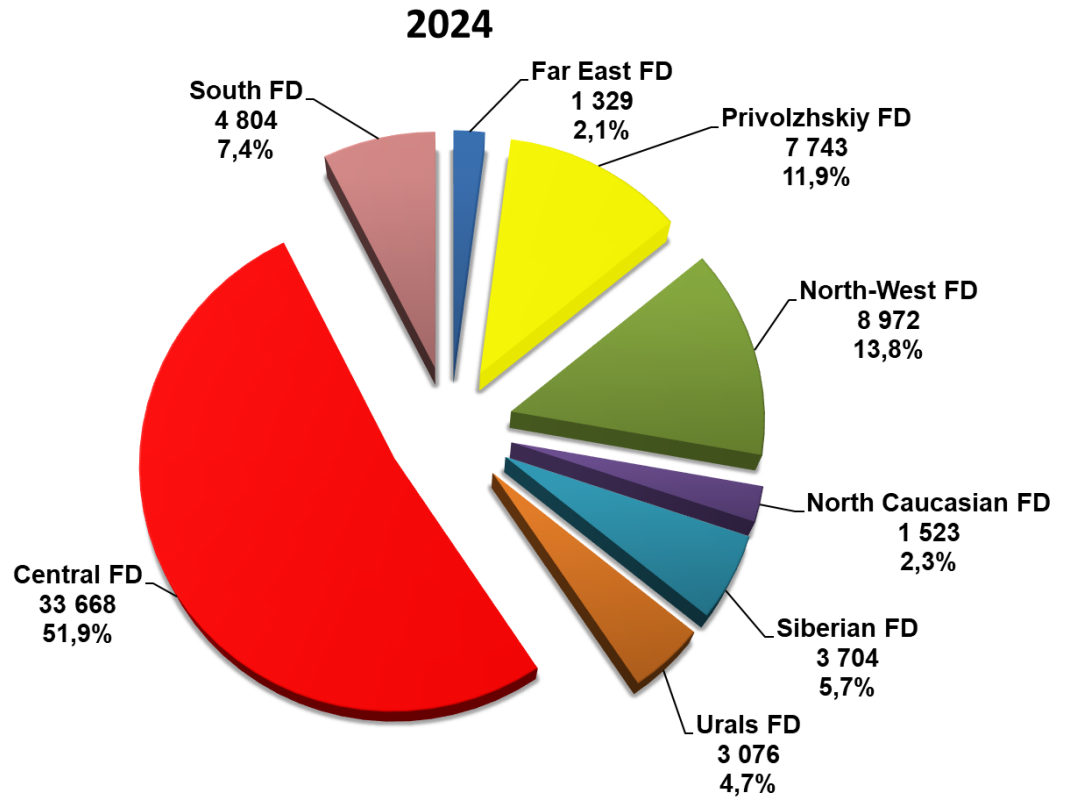
SOLLERS ATLANT  
5 155 units **111,4%**





# LIGHT COMMERCIAL VEHICLES

Structure of new LCV sales including light trucks (N1 category) and minibuses (M2 category) in Russia in 8 months 2024 by Federal District





# PICKUPS

## Sales of new pickups in Russia in August and 8 months 2024 by brand

Brand	August 2024	August 2023	8 months 2024	8 months 2023	Change August 2024 vs 2023, %	Change 8 months 2024 vs 2023, %
GREAT WALL	593	531	4 738	3 028	11,7	56,5
JAC	634	416	3 182	1 068	52,4	197,9
UAZ	323	325	2 610	1 976	-0,6	32,1
SOLLERS	293	0	1 684	0		
CHANGAN	349	172	1 609	208	102,9	673,6
RAM	107	194	1 117	1 127	-44,8	-0,9
MITSUBISHI	122	158	780	1 189	-22,8	-34,4
TOYOTA	92	151	643	1 209	-39,1	-46,8
FOTON	67	1	437	3	6 600,0	14 466,7
DONGFENG	45	63	323	379	-28,6	-14,8
FORD	49	15	203	133	226,7	52,6
ISUZU	42	4	189	23	950,0	721,7
LANDWIND JIANGLING - JMC	9	0	62	0		
GMC	4	5	39	40	-20,0	-2,5
GEELY	3	0	22	0		
VOLKSWAGEN	0	1	18	1	-100,0	1 700,0
JEEP	3	9	17	37	-66,7	-54,1
CHEVROLET	2	2	15	13	0,0	15,4
NISSAN	1	1	13	1	0,0	1 200,0
HYUNDAI	1	1	9	5	0,0	80,0
MAXUS	0	0	8	0		
HUANGHAI	0	0	7	0		
TESLA	0	0	3	0		
KAICENE	0	4	2	5	-100,0	-60,0
VGX	0	0	2	0		
LADA	0	0	1	0		
RIVIAN	0	0	1	2		-50,0
<b>TOTAL</b>	<b>2 739</b>	<b>2 053</b>	<b>17 734</b>	<b>10 447</b>	<b>33,4</b>	<b>69,8</b>
<b>TOTAL Russian brands</b>	<b>616</b>	<b>325</b>	<b>4 295</b>	<b>1 976</b>	<b>89,5</b>	<b>117,4</b>
<b>TOTAL foreign brands</b>	<b>2 123</b>	<b>1 728</b>	<b>13 439</b>	<b>8 471</b>	<b>22,9</b>	<b>58,6</b>



# PICKUPS

## Top 15 model ranking of new pickup sales in Russia in August and 8 months 2024

Rank	Model	Brand	August 2024	August 2023	8 months 2024	8 months 2023	Change August 2024 vs 2023, %	Change 8 months 2024 vs 2023, %
1	POER KINGKONG	GREAT WALL	178	0	3 855	0		
2	2363 PICKUP	UAZ	323	325	2 610	1 976	-0,6	32,1
3	T8 PRO	JAC	287	147	1 814	162	95,2	1 019,8
4	ST6	SOLLERS	293	0	1 684	0		
5	HUNTER PLUS	CHANGAN	348	172	1 595	208	102,3	666,8
6	RAM	PICKUP	107	194	1 117	1 127	-44,8	-0,9
7	T9 HUNTER	JAC	328	0	931	0		
8	POER	GREAT WALL	413	517	853	2 432	-20,1	-64,9
9	L200	MITSUBISHI	121	158	779	1 189	-23,4	-34,5
10	HILUX	TOYOTA	83	123	538	1 026	-32,5	-47,6
11	TUNLAND	FOTON	67	1	437	3	6 600,0	14 466,7
12	T6	JAC	18	269	369	900	-93,3	-59,0
13	RICH	DONGFENG	45	0	321	76		322,4
14	D-MAX	ISUZU	42	4	189	23	950,0	721,7
15	RANGER	FORD	39	5	133	38	680,0	250,0

### 8 months 2024

#### GREAT WALL POER KINGKONG

3 855 units **NEW**

#### UAZ 2363 PICKUP

2 610 units **32,1%**



#### JAC T8 PRO

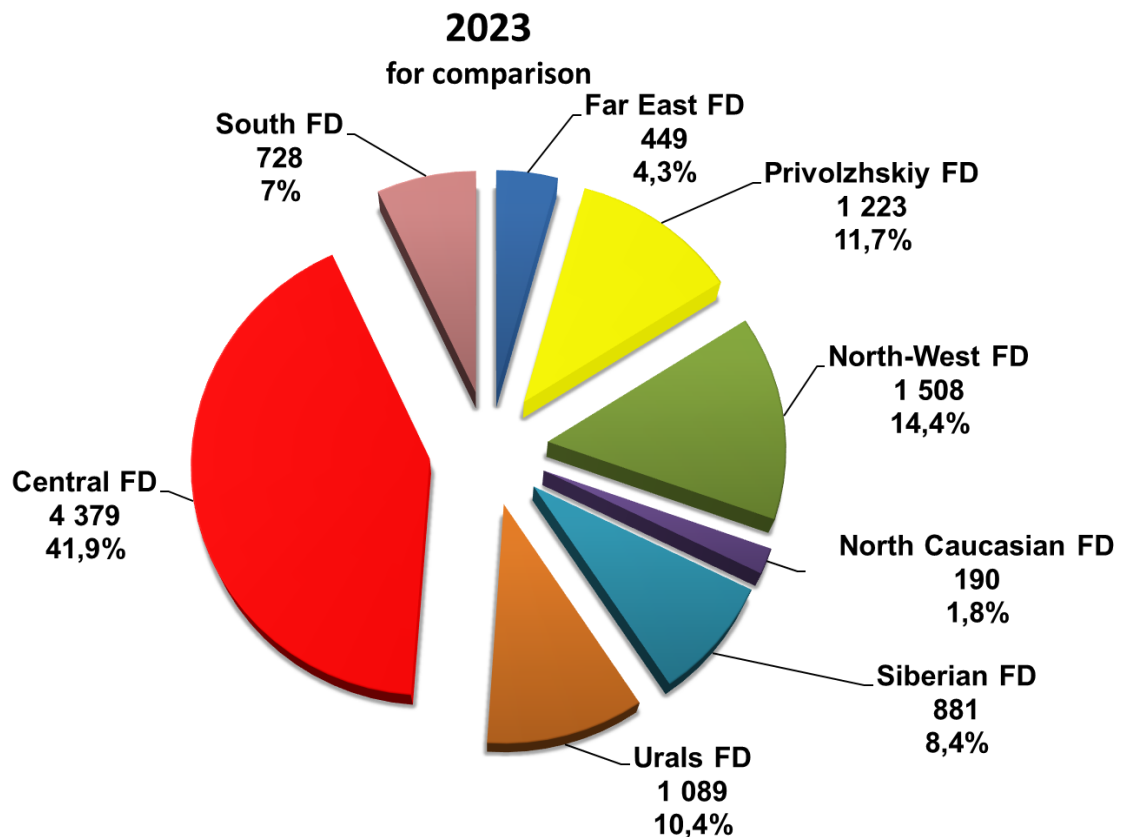
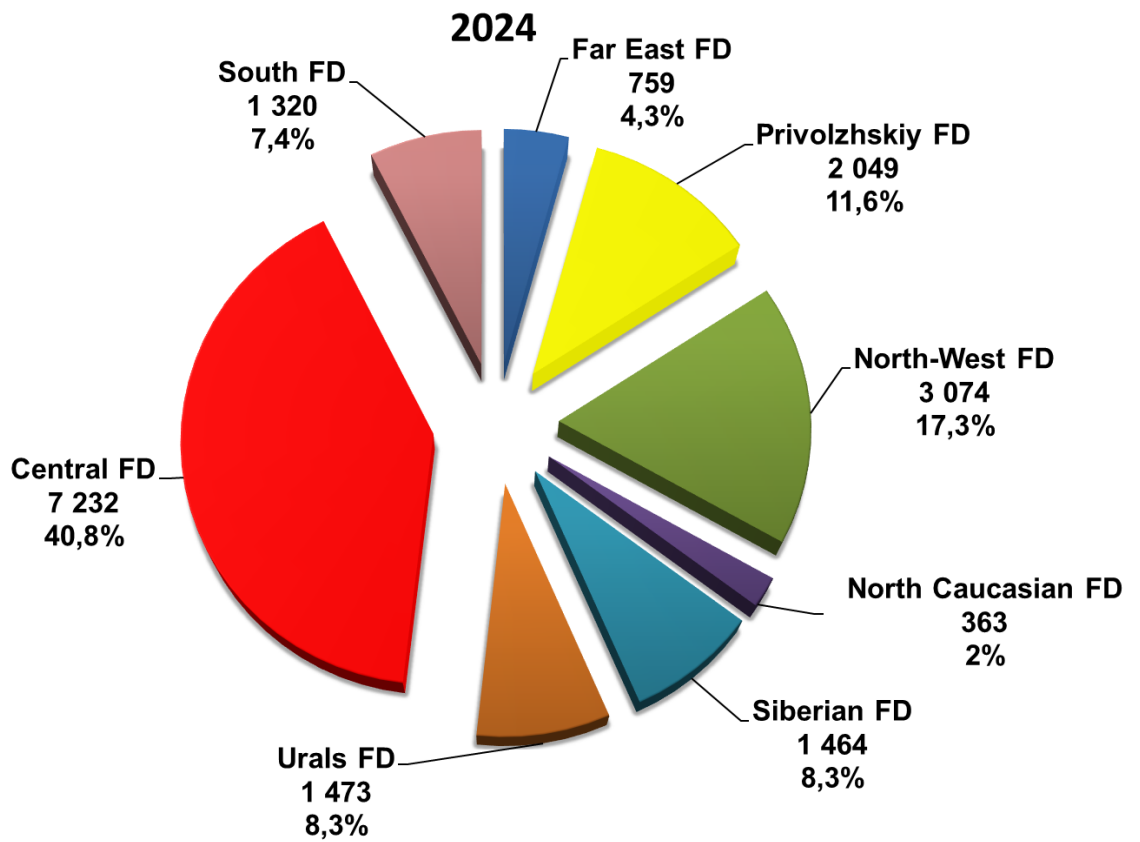
1 814 units **1019,8%**





# PICKUPS

## Structure of sales of new pickups in Russia in 8 months 2024 by Federal District



# OUR CONTACTS



## **ASM Holding, OAO**

21/5, Entrance 6, Kuznetsky Most Street, Moscow 107031

Contract Department, tel.: +7 495 626 0944

e-mail: [inf@asm-holding.ru](mailto:inf@asm-holding.ru)

Head of Market Research Centre – **VASILY SEIN**

e-mail: [vasein@asm-holding.ru](mailto:vasein@asm-holding.ru)

Telegram: [@marketASM](https://www.instagram.com/@marketASM)

Project Manager – **ALEXANDER STERLIKOV**

Mobile: +7 905 747 2431

e-mail: [sterlikov@asm-holding.ru](mailto:sterlikov@asm-holding.ru)

Website: [www.asm-holding.ru](http://www.asm-holding.ru)

Telegram: [@ASMHOLDING](https://www.instagram.com/@ASMHOLDING)

Vkontakte: [oaoasmholding](https://vk.com/oaoasmholding)



## **Association of Russian Automakers (OAR)**

8, Novovladykinsky Proezd, bldg. 5, POB 81, Moscow 127106

Tel.: +7 495 739 7095

e-mail: [info\\_oar@mail.ru](mailto:info_oar@mail.ru)

Adviser for International Cooperation – **YURI KRAVTSOV**

e-mail: [kravtsov\\_oar@mail.ru](mailto:kravtsov_oar@mail.ru)

Website: [www.oar-info.ru](http://www.oar-info.ru)