



PRESS-RELEASE

13 AUGUST 2024

AUTOMOBILE MARKET OF RUSSIA IN JULY AND JANUARY-JULY 2024 PASSENGER CARS, LIGHT COMMERCIAL VEHICLES AND PICKUPS

In July 2024, sales of new passenger cars, light commercial vehicles and pickups in Russia grew by 37.8% year-on-year to 145 877 vehicles. In January-July 2024, the total sales were 918 964 vehicles, up 68.0% year-on-year.*

Sales results by type of motor vehicles:

- Passenger cars – 134 776 units in July 2024, up 38.3% YOY; 848 031 units in January-July 2024, up 71.4%.
Among them electric vehicles (BEV) – 1 119 units in July 2024, down 1.8% YOY; 11 720 units in January-July 2024, up 109.4% YOY.
- Light commercial vehicles including light trucks (N1 category, without pickups) and minibuses (M2 category) – 8 492 units in July 2024, up 23.7% YOY; 55 928 units in January-July 2024, up 28.1 % YOY. Among them electric vehicles (BEV) – 6 units in July 2024, up 50.0% YOY; 31 units in January-July 2024, up 6.9% YOY.
- Pickups – 2 609 units in July 2024, up 72.4%; 14 995 units in January-July 2024, up 78.6% YOY.

* without sales to military, law enforcement and diplomatic agencies in RF

MIMS
automobility
MOSCOW
our partners

COMMENT:

Alexander Kovrigin, Deputy Managing Director of ASM Holding, commented:

Sales of passenger cars on the Russian market grew by 38.3% in July 2024 and by 71.4% in the first 7 months of the year. We expect annual growth of car sales in 2024 by 30-35% over the 2023 result to reach 1.4 million units.

We noted a 72.4% increase of new pickup sales in July 2024 and a 78.6% increase in January-July. We forecast growth of sales in this segment through 2024 by 35-40%.

Sales in the segment of light commercial vehicles grew by 23.7% in July and by 28.1% year-to-date. We expect growth of LCV sales in 2024 by 15-20% over the previous year's result.

We suggest that the further sales growth rate will slow down, and the market will be stabilizing.

OUR CONTACTS:

ASM Holding, OAO

21/5, Kuznetsky Most St., 107031, Moscow, Russia

Tel: +7 (495) 625-51-79, +7 (495) 626-04-71

e-mail: inf@asm-holding.ru

Association of Russian Automakers (OAR)

8, Novovladykinsky Proezd, bldg 5, POB 81, 127106, Moscow, Russia

Tel: +7 (495) 739 70 95

e-mail: info_oar@mail.ru



Developed by specialists of
AVTOSTAT-INFO



PASSENGER CARS

Sales of new passenger cars in Russia in July and 7 months 2024 by brand

Brand	July 2024	July 2023	7 months 2024	7 months 2023	Change July 2024 vs 2023, %	Change 7 months 2024 vs 2023, %
LADA	35 982	28 255	245 408	163 137	27,3	50,4
HAVAL	16 797	8 849	98 998	47 485	89,8	108,5
CHERY	14 329	11 137	86 430	58 471	28,7	47,8
GEELY	13 198	9 112	83 015	41 915	44,8	98,1
CHANGAN	11 127	5 445	59 273	14 231	104,4	316,5
OMODA	5 334	4 753	30 685	18 577	12,2	65,2
EXEED	3 527	3 769	26 391	20 356	-6,4	29,6
JETOUR	3 563	567	18 131	702	528,4	2 482,8
BELGEE	3 742	0	17 957	0		
TANK	2 506	1 403	15 760	3 906	78,6	303,5
LI XIANG	1 225	212	13 718	459	477,8	2 888,7
JAECOO	2 508	0	13 326	0		
MOSKVICH	1 429	1 789	11 173	5 194	-20,1	115,1
KIA	1 173	3 259	9 468	22 268	-64,0	-57,5
TOYOTA	1 144	2 234	9 262	11 956	-48,8	-22,5
GAC	1 434	197	8 174	561	627,9	1 357,0
HYUNDAI	1 062	2 843	7 988	19 154	-62,6	-58,3
BAIC	1 289	104	6 473	109	1 139,4	5 838,5
BMW	647	944	6 459	4 888	-31,5	32,1
VOYAH	561	432	6 044	1 520	29,9	297,6
SOLARIS	1 985	0	5 724	0		
UAZ	752	652	5 072	4 049	15,3	25,3
ZEEKR	506	160	5 016	448	216,2	1 019,6
KAIYI	710	1 030	4 411	2 683	-31,1	64,4
MERCEDES	431	650	3 819	3 778	-33,7	1,1
FAW	338	612	3 779	1 943	-44,8	94,5
JAC	818	1 731	3 778	5 677	-52,7	-33,5
VOLKSWAGEN	297	627	3 077	5 208	-52,6	-40,9
HONGQI	627	193	3 068	431	224,9	611,8
MAZDA	297	724	2 928	3 590	-59,0	-18,4
LEXUS	291	576	2 880	2 723	-49,5	5,8
MITSUBISHI	165	722	2 346	4 219	-77,1	-44,4
JETTA	378	376	2 245	732	0,5	206,7
LIVAN	390	248	2 090	277	57,3	654,5
AUDI	204	343	1 766	1 886	-40,5	-6,4
CHEVROLET	200	369	1 756	2 455	-45,8	-28,5
SKODA	263	384	1 661	2 508	-31,5	-33,8
HONDA	222	148	1 473	621	50,0	137,2
PORSCHE	142	184	1 209	1 077	-22,8	12,3
XCITE	742	0	1 209	0		
LAND ROVER	145	219	1 184	1 155	-33,8	2,5
SUBARU	140	191	1 032	995	-26,7	3,7



PASSENGER CARS

Brand	July 2024	July 2023	7 months 2024	7 months 2023	Change July 2024 vs 2023, %	Change 7 months 2024 vs 2023, %
SWM	285	0	892	0		
EVOLUTE	84	166	884	1 034	-49,4	-14,5
TRUMPCHI	352	0	750	0		
NISSAN	81	123	713	1 494	-34,1	-52,3
HUAWEI AITO	149	12	685	24	1 141,7	2 754,2
AEOLUS	113	0	574	0		
BYD	62	47	572	310	31,9	84,5
TESLA	32	122	534	760	-73,8	-29,7
DONGFENG	105	2	501	18	5 150,0	2 683,3
AVATR	57	34	494	69	67,6	615,9
SUZUKI	84	204	437	943	-58,8	-53,7
JEEP	52	146	400	710	-64,4	-43,7
WEY	60	0	332	0		
CADILLAC	27	73	309	420	-63,0	-26,4
ROX	31	0	305	0		
LYNK AND CO	27	30	253	66	-10,0	283,3
MG	44	1	252	6	4 300,0	4 100,0
FORD	32	39	211	220	-17,9	-4,1
FORTHING	50	31	191	58	61,3	229,3
RENAULT	8	394	186	4 008	-98,0	-95,4
VOLVO	21	44	185	261	-52,3	-29,1
LOTUS	14	8	172	8	75,0	2 050,0
GENESIS	24	101	160	832	-76,2	-80,8
ORA	31	3	149	5	933,3	2 880,0
CITROEN	25	26	141	310	-3,8	-54,5
DFSK	30	55	129	223	-45,5	-42,2
YANGWANG	10	0	114	0		
PEUGEOT	12	10	103	70	20,0	47,1
BENTLEY	11	7	97	79	57,1	22,8
INFINITI	8	31	93	217	-74,2	-57,1
MINI	9	17	91	105	-47,1	-13,3
GMC	14	26	90	135	-46,2	-33,3
DODGE	14	24	87	127	-41,7	-31,5
LAMBORGHINI	11	9	87	71	22,2	22,5
SKYWELL	10	29	83	151	-65,5	-45,0
ROLLS ROYCE	14	8	77	47	75,0	63,8
HIPHI	10	11	76	40	-9,1	90,0
AURUS	8	1	62	78	700,0	-20,5
SAIC-GM-WULING	14	0	54	0		
SOUEAST	11	64	54	64	-82,8	-15,6
AMBERAVTO	11	0	53	0		
OTING	0	0	47	0		
DENZA	1	1	46	4	0,0	1 050,0
NIO	3	2	46	16	50,0	187,5



PASSENGER CARS

Brand	July 2024	July 2023	7 months 2024	7 months 2023	Change July 2024 vs 2023, %	Change 7 months 2024 vs 2023, %
DAIHATSU	12	1	45	12	1 100,0	275,0
JAGUAR	4	16	42	55	-75,0	-23,6
LINCOLN	5	7	39	39	-28,6	0,0
SSANGYONG	6	12	38	49	-50,0	-22,4
BUICK	4	3	36	19	33,3	89,5
HAIMA	4	1	33	1	300,0	3 200,0
ACURA	7	7	31	42	0,0	-26,2
OSHAN	6	0	28	2		1 300,0
XIAOMI	18	0	26	0		
LEAPMOTOR	2	0	24	6		300,0
ALFA ROMEO	4	4	23	20	0,0	15,0
FERRARI	4	6	23	30	-33,3	-23,3
MASERATI	5	5	23	31	0,0	-25,8
BAW	1	1	19	1	0,0	1 800,0
DACIA	2	1	18	6	100,0	200,0
GAZ	3	0	18	0		
HOZON	0	2	10	7	-100,0	42,9
IRAN KHODRO	0	15	10	29	-100,0	-65,5
VENUCIA	5	0	10	0		
ROEWE	1	1	9	3	0,0	200,0
XIAOPENG	0	3	9	7	-100,0	28,6
ALPINA	0	5	7	11	-100,0	-36,4
ASTON MARTIN	1	3	7	7	-66,7	0,0
BAOJUN	1	0	7	1		600,0
ZHIJI	1	0	6	1		500,0
ISUZU	1	5	5	25	-80,0	-80,0
MCLAREN	0	0	5	2		150,0
SMART	2	2	5	6	0,0	-16,7
WULING	1	1	5	3	0,0	66,7
DAEWOO	1	0	4	16		-75,0
KAMA	0	0	4	0		
ARCFOX	0	0	3	0		
FIAT	0	3	3	20	-100,0	-85,0
RIVIAN	0	1	3	3	-100,0	0,0
SOKON	0	2	3	17	-100,0	-82,4
WELTMEISTER	0	1	3	13	-100,0	-76,9
ZOTYE	0	0	3	0		
CHRYSLER	1	0	2	1		100,0
CUPRA	0	1	2	2	-100,0	0,0
MAXUS	0	0	2	0		
SAMSUNG	1	0	2	2		0,0
DAYUN	0	2	1	2	-100,0	-50,0
ENOVATE	0	0	1	1		0,0
IM MOTORS	0	0	1	0		



PASSENGER CARS

Brand	July 2024	July 2023	7 months 2024	7 months 2023	Change July 2024 vs 2023, %	Change 7 months 2024 vs 2023, %
INEOS	0	0	1	0		
LUCID	0	0	1	0		
OPEL	1	0	1	11		-90,9
POLESTAR	0	4	1	13	-100,0	-92,3
SEAT	1	0	1	0		
SEHOL	0	0	1	0		
ALPINE	0	0	0	1		-100,0
BLAVAL	0	0	0	2		-100,0
JMEV	0	0	0	2		-100,0
LINKTOUR	0	0	0	1		-100,0
MORGAN	0	1	0	1	-100,0	-100,0
YEMA	0	0	0	1		-100,0
TOTAL	134 776	97 460	848 031	494 853	38,3	71,4
TOTAL Russian brands	39 011	30 863	263 883	173 492	26,4	52,1
TOTAL foreign brands	95 765	66 597	584 148	321 361	43,8	81,8

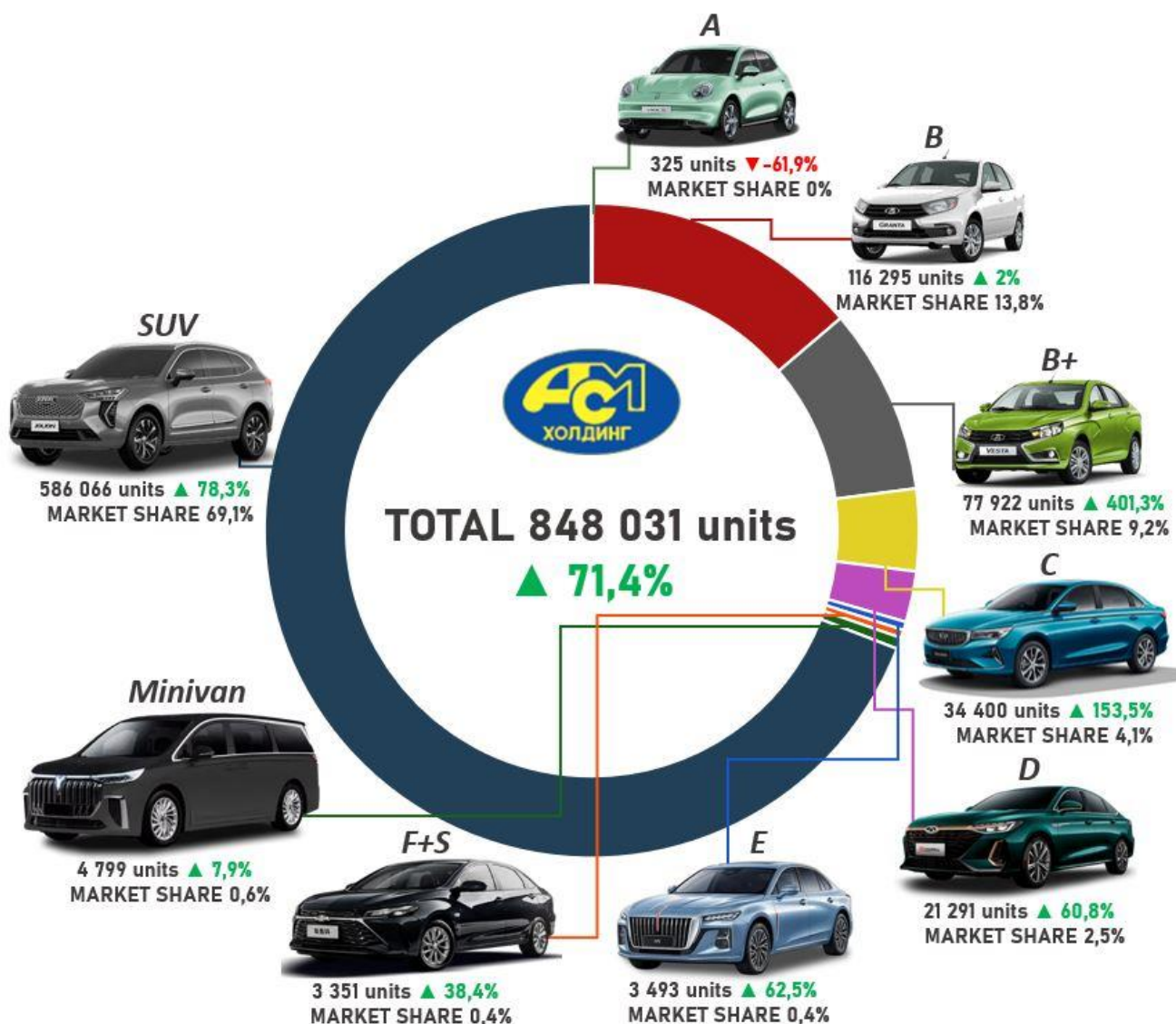


PASSENGER CARS

Sales of new passenger cars in Russia in July and 7 months 2024 by class

Class	July 2024	July 2023	7 months 2024	7 months 2023	Market share July 2024, %	Market share 7 months 2024, %	Change July 2024 vs 2023, %	Change 7 months 2024 vs 2023, %
A	47	76	325	852	0,0	0,0	-38,2	-61,9
B	18 537	17 117	116 295	113 967	13,8	13,7	8,3	2,0
B+	11 796	5 686	77 922	15 543	8,8	9,2	107,5	401,3
C	5 342	3 346	34 400	13 568	4,0	4,1	59,7	153,5
D	3 276	3 887	21 291	13 241	2,4	2,5	-15,7	60,8
E	481	466	3 493	2 150	0,4	0,4	3,2	62,5
F+S	389	523	3 351	2 421	0,3	0,4	-25,6	38,4
Minivan	1 126	786	4 799	4 447	0,8	0,6	43,3	7,9
SUV	93 761	65 570	586 066	328 637	69,6	69,1	43,0	78,3
Not identified	21	3	89	27			600,0	229,6
TOTAL	134 776	97 460	848 031	494 853	100,0	100,0	38,3	71,4

7 months 2024





PASSENGER CARS

Top 25 model ranking of new passenger car sales in Russia in July and 7 months 2024

Rank	Model	Brand	July 2024	July 2023	7 months 2024	7 months 2023	Change July 2024 vs 2023, %	Change 7 months 2024 vs 2023, %
1	GRANTA	LADA	18 394	16 780	115 527	111 045	9,6	4,0
2	VESTA	LADA	9 848	5 191	72 471	9 177	89,7	689,7
3	JOLION	HAVAL	8 357	4 447	43 879	23 766	87,9	84,6
4	TIGGO 7 PRO	CHERY	6 124	0	30 742	0		
5	2123 NIVA	LADA	3 796	3 123	29 402	23 550	21,5	24,8
6	MONJARO	GEELY	3 795	1 462	27 482	3 840	159,6	615,7
7	2121 NIVA	LADA 4x4	3 416	3 077	27 094	18 300	11,0	48,1
8	TIGGO 4 PRO	CHERY	4 951	2 724	27 090	14 193	81,8	90,9
9	C5	OMODA	3 860	3 981	23 376	17 419	-3,0	34,2
10	CS55	CHANGAN	4 633	1 821	20 901	3 831	154,4	445,6
11	M6	HAVAL	3 405	225	20 553	225	1 413,3	9 034,7
12	X50	BELGEE	3 671	0	17 886	0		
13	COOLRAY	GEELY	2 104	4 067	15 628	21 394	-48,3	-27,0
14	DARGO	HAVAL	2 473	1 361	13 310	5 830	81,7	128,3
15	CS35	CHANGAN	2 208	1 155	11 623	4 101	91,2	183,4
16	F7	HAVAL	719	1 804	11 168	8 172	-60,1	36,7
17	ATLAS PRO	GEELY	1 888	1 438	10 939	8 400	31,3	30,2
18	J7	JAECOO	1 498	0	10 528	0		
19	300	TANK	1 652	727	9 632	2 414	127,2	299,0
20	TUGELLA	GEELY	1 468	1 960	9 541	7 741	-25,1	23,3
21	UNI-K	CHANGAN	1 201	1 008	9 380	2 380	19,1	294,1
22	MOSKVICH 3	MOSKVICH	1 099	1 746	9 379	5 018	-37,1	86,9
23	TIGGO 8 PRO	CHERY	1 521	1 349	8 851	8 023	12,8	10,3
24	DASHING	JETOUR	1 239	293	8 405	299	322,9	2 711,0
25	F7X	HAVAL	834	766	7 780	7 671	8,9	1,4

7 months 2024

LADA VESTA
72 471 units **689,7%**



LADA GRANTA
115 527 units **4%**



HAVAL JOLION
43 879 units **84,6%**





PASSENGER CARS

Sales of new electric cars (BEV) in Russia in July and 7 months 2024 by brand

Brand / electric cars	July 2024	July 2023	7 months 2024	7 months 2023	Change July 2024 vs 2023, %	Change 7 months 2024 vs 2023, %
ZEEKR	506	160	5 016	448	216,3	1019,6
EVOLUTE	83	166	883	1 034	-50,0	-14,6
VOLKSWAGEN	70	194	860	1 116	-63,9	-22,9
MOSKVICH	77	43	789	176	79,1	348,3
TESLA	32	122	534	760	-73,8	-29,7
AVATR	57	34	494	69	67,6	615,9
FAW	3	4	452	11	-25,0	4009,1
BYD	31	32	380	270	-3,1	40,7
HONDA	19	44	294	141	-56,8	108,5
BMW	19	38	247	213	-50,0	16,0
VOYAH	19	71	227	363	-73,2	-37,5
LOTUS	14	8	172	8	75,0	2050,0
ORA	31	3	149	5	933,3	2880,0
LI XIANG	12	4	135	7	200,0	1828,6
TOYOTA	9	11	95	21	-18,2	352,4
HONGQI	9	79	89	255	-88,6	-65,1
MERCEDES	12	5	86	76	140,0	13,2
HIPHI	10	11	76	40	-9,1	90,0
PORSCHE	3	11	58	62	-72,7	-6,5
SAIC-GM-WULING	14	0	54	0		
AMBERAVTO	11	0	53	0		
AUDI	5	17	47	155	-70,6	-69,7
SKYWELL	5	22	47	124	-77,3	-62,1
NIO	3	2	46	16	50,0	187,5
NISSAN	5	3	39	21	66,7	85,7
CHANGAN	6	1	35	4	500,0	775,0
LEXUS	4	0	28	0		
KIA	2	2	26	8	0,0	225,0
XIAOMI	18	0	26	0		
MG	1	0	25	0		
CHERY	3	0	21	2		950,0
HYUNDAI	3	5	21	32	-40,0	-34,4
DENZA	1	0	20	0		
HUAWEI AITO	6	0	17	1		1600,0
ROLLS ROYCE	4	0	17	0		
GEELY	1	1	14	6	0,0	133,3
LEAPMOTOR	1	0	13	6		116,7
GAC	0	1	11	2	-100,0	450,0
CADILLAC	0	2	9	4	-100,0	125,0
HOZON	0	2	9	7	-100,0	28,6
XIAOPENG	0	3	9	7	-100,0	28,6
BAOJUN	1	0	7	1		600,0



PASSENGER CARS

Brand / electric cars	July 2024	July 2023	7 months 2024	7 months 2023	Change July 2024 vs 2023, %	Change 7 months 2024 vs 2023, %
JAGUAR	0	3	6	5	-100,0	20,0
ZHIJI	1	0	6	1		500,0
MITSUBISHI	1	0	5	5		0,0
SMART	2	2	5	5	0,0	0,0
ROX	0	0	4	0		
FORD	1	2	4	9	-50,0	-55,6
VOLVO	1	0	4	2		100,0
MINI	0	2	4	8	-100,0	-50,0
KAMA	0	0	4	0		
LADA	0	1	3	2	-100,0	50,0
HAVAL	0	0	3	0		
EXEED	0	0	3	0		
FORTHING	0	16	3	21	-100,0	-85,7
YANGWANG	0	0	3	0		
WELTMEISTER	0	1	3	13	-100,0	-76,9
RIVIAN	0	1	3	3	-100,0	0,0
ARCFOX	0	0	3	0		
BELGEE	0	0	2	0		
CHEVROLET	0	0	2	4		-50,0
DONGFENG	0	0	2	7		-71,4
GENESIS	0	0	2	0		
OMODA	0	1	1	1	-100,0	0,0
JETOUR	0	0	1	0		
TANK	0	0	1	0		
BAIC	0	0	1	2		-50,0
WEY	0	0	1	0		
PEUGEOT	0	0	1	0		
BAW	0	0	1	0		
DACIA	1	0	1	0		
ROEWE	1	1	1	2	0,0	-50,0
WULING	1	1	1	3	0,0	-66,7
FIAT	0	0	1	5		-80,0
SOKON	0	0	1	0		
POLESTAR	0	4	1	13	-100,0	-92,3
LUCID	0	0	1	0		
ENOVATE	0	0	1	0		
IM MOTORS	0	0	1	0		
MAZDA	0	0	0	3		-100,0
SUBARU	0	1	0	1	-100,0	-100,0
RENAULT	0	0	0	1		-100,0
OPEL	0	0	0	1		-100,0
DAYUN	0	2	0	2	-100,0	-100,0
YEMA	0	0	0	1		-100,0
BLAVAL	0	0	0	2		-100,0



PASSENGER CARS

Brand / electric cars	July 2024	July 2023	7 months 2024	7 months 2023	Change July 2024 vs 2023, %	Change 7 months 2024 vs 2023, %
JMEV	0	0	0	2		-100,0
LINKTOUR	0	0	0	1		-100,0
TOTAL	1 119	1 139	11 720	5 596	-1,8	109,4
TOTAL Russian brands	171	210	1 732	1 212	-18,6	42,9
TOTAL foreign brands	948	929	9 988	4 384	2,0	127,8

7 months 2024

ZEEKR 001

3 205 units **621,8%**

ZEEKR X

1 078 units **NEW**

MOSKVICH 3E

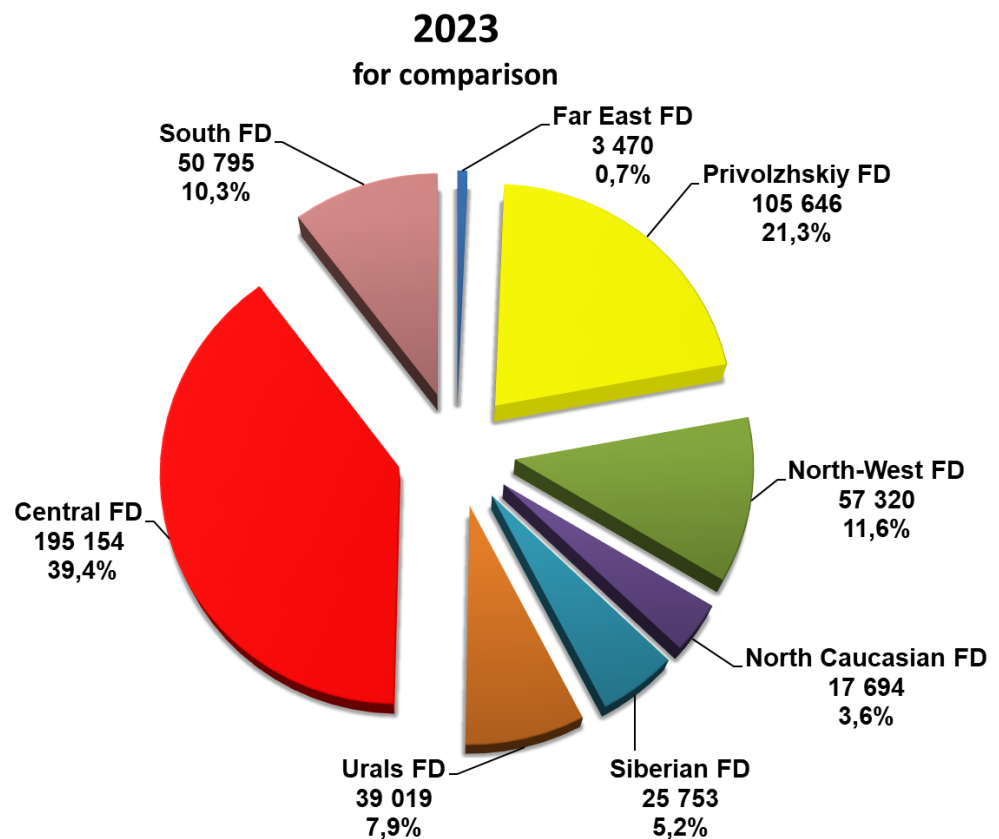
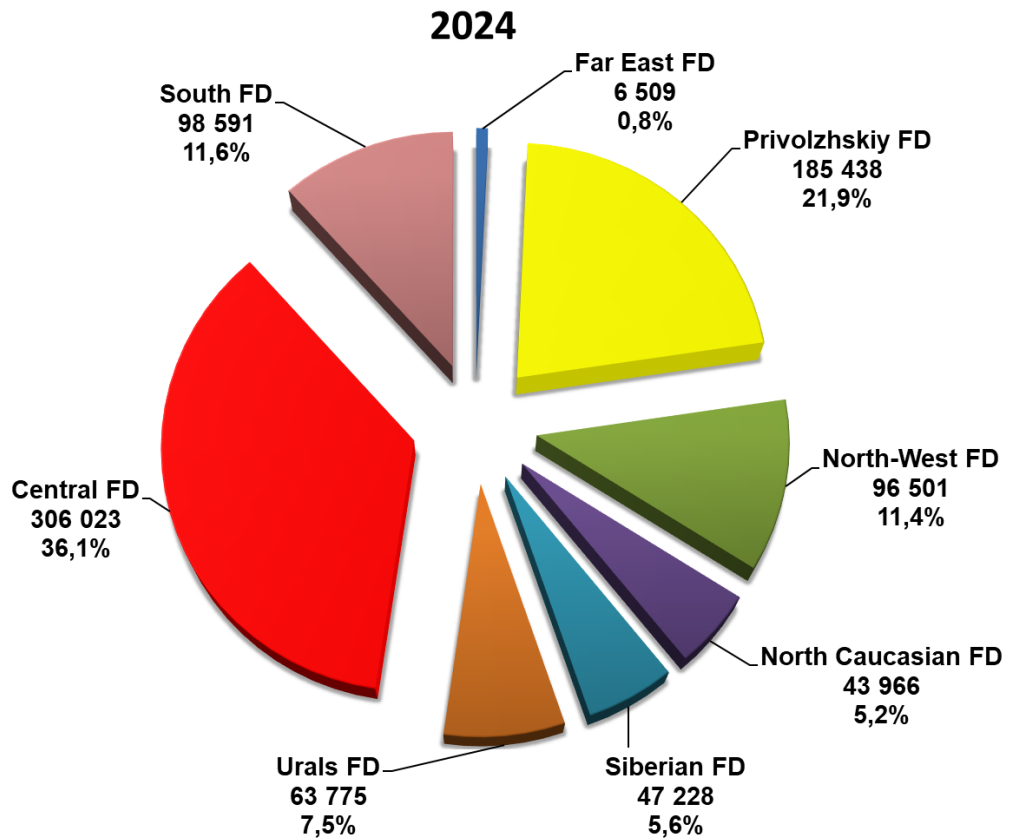
789 units **348,3%**





PASSENGER CARS

Structure of new car sales in Russia in 7 months 2024 by Federal District





LIGHT COMMERCIAL VEHICLES

Sales of new light commercial vehicles in Russia Including light trucks (N1 category) and minibuses (M2 category) in July and 7 months 2024 by brand (without pickups)

Brand	July 2024	July 2023	7 months 2024	7 months 2023	Change July 2024 vs 2023, %	Change 7 months 2024 vs 2023, %
GAZ	4 529	4 471	31 638	26 982	1,3	17,3
UAZ	1 369	1 173	10 325	8 180	16,7	26,2
SOLLERS	1 019	492	5 367	1 918	107,1	179,8
LADA	765	255	3 512	2 213	200,0	58,7
DONGFENG	216	31	1 156	176	596,8	556,8
MERCEDES	85	139	706	892	-38,8	-20,9
KAMAZ	132	0	635	0		
FORD	42	46	447	1 205	-8,7	-62,9
FOTON	69	0	394	0		
VOLKSWAGEN	27	58	237	441	-53,4	-46,3
PEUGEOT	50	8	200	282	525,0	-29,1
CHANGAN	24	3	165	5	700,0	3 200,0
IVECO	29	15	161	149	93,3	8,1
HONGQI	13	0	156	0		
FIAT	24	30	132	199	-20,0	-33,7
KIA	18	25	107	171	-28,0	-37,4
SUZUKI	13	52	96	247	-75,0	-61,1
CITROEN	11	12	90	180	-8,3	-50,0
RENAULT	5	14	88	71	-64,3	23,9
JAC	4	11	64	64	-63,6	0,0
BAW	14	1	63	41	1 300,0	53,7
TOYOTA	10	11	45	80	-9,1	-43,8
HYUNDAI	8	3	37	71	166,7	-47,9
MAXUS	2	0	22	0		
WULING	2	0	16	3		433,3
OPEL	1	1	15	59	0,0	-74,6
FORTHING	2	0	10	2		400,0
DFSK	0	0	7	0		
MAZ	0	0	5	3		66,7
NISSAN	1	1	5	9	0,0	-44,4
SHINERAY	1	0	5	0		
FARIZON	0	0	4	0		
EVM	1	1	3	5	0,0	-40,0
FAW	3	0	3	0		
GMC	0	0	3	0		
JINBEI	0	0	3	0		
MITSUBISHI	0	4	3	16	-100,0	-81,2
LANDWIND JIANGLING - JMC	1	0	2	0		
MAN	2	1	2	2	100,0	0,0
SAIC-GM-WULING	0	0	2	0		
BRILLIANCE	0	0	1	0		



LIGHT COMMERCIAL VEHICLES

Brand	July 2024	July 2023	7 months 2024	7 months 2023	Change July 2024 vs 2023, %	Change 7 months 2024 vs 2023, %
CHERY	0	0	1	0		
CHUSHENG	0	0	1	0		
DAIHATSU	0	0	1	1		0,0
JENHOO	0	0	1	0		
KAMAG	0	0	1	0		
RUIYASHENG	0	0	1	0		
DAYUN	0	1	0	1	-100,0	-100,0
LDV	0	0	0	4		-100,0
PVR	0	4	0	4	-100,0	-100,0
SKYWELL	0	0	0	1		-100,0
YUCHAI	0	1	0	1	-100,0	-100,0
TOTAL	8 492	6 864	55 938	43 678	23,7	28,1
TOTAL Russian brands	7 815	6 396	51 480	39 302	22,2	31,0
TOTAL foreign brands	677	468	4 458	4 376	44,7	1,9

Sales of new electric light commercial vehicles (BEV) in Russia in July and 7 months 2024 by brand (without pickups)

Brand / electric LCV	July 2024	July 2023	7 months 2024	7 months 2023	Change July 2024 vs 2023, %	Change 7 months 2024 vs 2023, %
MERCEDES	2	2	11	13	0,0	-15,4
GAZ	2	0	5	1		400,0
MAXUS	0	0	3	0		
FARIZON	0	0	3	0		
EVM	1	1	3	4	0,0	-25,0
DONGFENG	1	0	2	0		
CHANGAN	0	0	1	0		
DFSK	0	0	1	0		
JENHOO	0	0	1	0		
CHERY	0	0	1	0		
UAZ	0	0	0	3		-100,0
FORD	0	0	0	1		-100,0
WULING	0	0	0	2		-100,0
LDV	0	0	0	3		-100,0
SKYWELL	0	0	0	1		-100,0
YUCHAI	0	1	0	1	-100,0	-100,0
TOTAL	6	4	31	29	50,0	6,9
TOTAL Russian brands	3	1	8	8	200,0	0,0
TOTAL foreign brands	3	3	23	21	0,0	9,5



LIGHT COMMERCIAL VEHICLES

Top 25 model ranking of new LCV sales including light trucks (N1 category) and minibuses (M2 category) in Russia, in July and 7 months 2024 (without pickups)

Rank	Model	Brand	July 2024	July 2023	7 months 2024	7 months 2023	Change July 2024 vs 2023, %	Change 7 months 2024 vs 2023, %
1	GAZelle NEXT	GAZ	2 568	2 888	18 622	16 814	-11,1	10,8
2	3909	UAZ	602	507	4 542	3 349	18,7	35,6
3	3302 GAZelle	GAZ	691	635	4 452	3 630	8,8	22,6
4	ATLANT	SOLLERS	797	395	4 224	1 625	101,8	159,9
5	2752 SOBOL	GAZ	474	409	3 431	2 815	15,9	21,9
6	2349 WIS	LADA	475	214	2 979	1 671	122,0	78,3
7	PROFI	UAZ	403	364	2 811	2 151	10,7	30,7
8	3221 GAZelle	GAZ	204	93	1 251	832	119,4	50,4
9	2206	UAZ	134	164	1 203	908	-18,3	32,5
10	ARGO	SOLLERS	222	97	1 143	293	128,9	290,1
11	2310 SOBOL	GAZ	146	159	1 099	1 051	-8,2	4,6
12	SOBOL NN	GAZ	148	96	1 012	495	54,2	104,4
13	CAPTAIN T	DONGFENG	119	30	776	175	296,7	343,4
14	3741	UAZ	111	52	698	578	113,5	20,8
15	KOMPAS 5 4X2	KAMAZ	132	0	635	0		
16	2217 SOBOL	GAZ	76	100	589	705	-24,0	-16,5
17	3962	UAZ	62	48	569	634	29,2	-10,3
18	V-CLASS	MERCEDES	64	97	532	663	-34,0	-19,8
19	2705 GAZelle	GAZ	100	51	504	412	96,1	22,3
20	GAZelle NN	GAZ	79	40	495	227	97,5	118,1
21	TRANSIT	FORD	42	39	440	1 186	7,7	-62,9
22	TOANO	FOTON	69	0	394	0		
23	K33-561	DONGFENG	83	0	354	0		
24	2346 WIS	LADA	49	27	281	104	81,5	170,2
25	LARGUS FURGON	LADA	241	14	252	438	1 621,4	-42,5

7 months 2024

GAZelle NEXT

18 622 units **10,8%**

UAZ 3909

4 542 units **35,6%**



GAZelle 3302

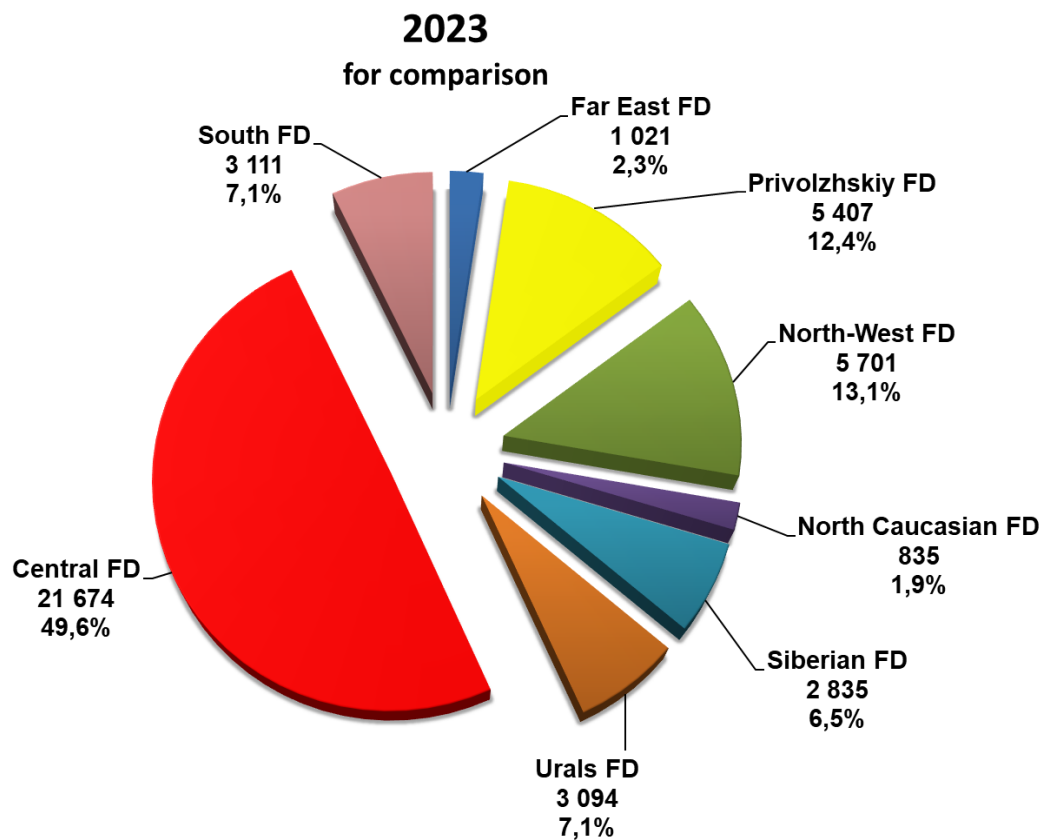
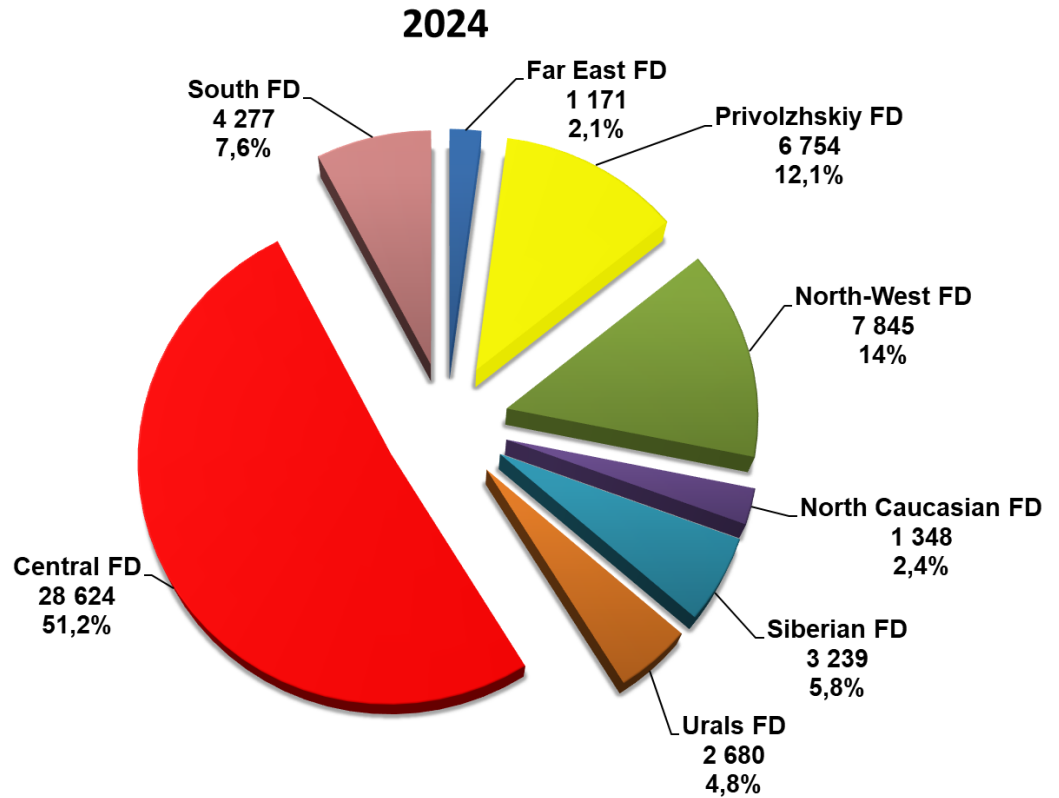
4 452 units **22,6%**





LIGHT COMMERCIAL VEHICLES

Structure of new LCV sales including light trucks (N1 category) and minibuses (M2 category) in Russia in 7 months 2024 by Federal District

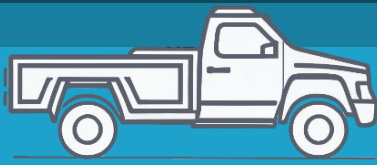




PICKUPS

Sales of new pickups in Russia in July and 7 months 2024 by brand

Brand	July 2024	July 2023	7 months 2024	7 months 2023	Change July 2024 vs 2023, %	Change 7 months 2024 vs 2023, %
GREAT WALL	541	444	4 145	2 497	21,8	66,0
JAC	596	185	2 548	652	222,2	290,8
UAZ	317	266	2 287	1 651	19,2	38,5
SOLLERS	300	0	1 391	0		
CHANGAN	332	36	1 260	36	822,2	3 400,0
RAM	127	165	1 010	933	-23,0	8,3
MITSUBISHI	75	176	658	1 031	-57,4	-36,2
TOYOTA	72	159	551	1 058	-54,7	-47,9
FOTON	110	0	370	2		18 400,0
DONGFENG	35	45	278	316	-22,2	-12,0
FORD	44	16	154	118	175,0	30,5
ISUZU	29	2	147	19	1 350,0	673,7
LANDWIND JIANGLING - JMC	6	0	53	0		
GMC	7	9	35	35	-22,2	0,0
GEELY	4	0	19	0		
VOLKSWAGEN	1	0	18	0		
JEEP	5	7	14	28	-28,6	-50,0
CHEVROLET	3	1	13	11	200,0	18,2
NISSAN	2	0	12	0		
HYUNDAI	0	1	8	4	-100,0	100,0
MAXUS	0	0	8	0		
HUANGHAI	0	0	7	0		
TESLA	1	0	3	0		
KAICENE	1	0	2	1		100,0
VGX	1	0	2	0		
LADA	0	0	1	0		
RIVIAN	0	1	1	2	-100,0	-50,0
TOTAL	2 609	1 513	14 995	8 394	72,4	78,6
TOTAL Russian brands	617	266	3 679	1 651	132,0	122,8
TOTAL foreign brands	1 992	1 247	11 316	6 743	59,7	67,8



PICKUPS

Top 15 model ranking of new pickup sales in Russia in July and 7 months 2024

Rank	Model	Brand	July 2024	July 2023	7 months 2024	7 months 2023	Change July 2024 vs 2023, %	Change 7 months 2024 vs 2023, %
1	POER KINGKONG	GREAT WALL	532	0	3 677	0		
2	2363 PICKUP	UAZ	317	266	2 287	1 651	19,2	38,5
3	T8 PRO	JAC	262	12	1 527	15	2 083,3	10 080,0
4	ST6	SOLLERS	300	0	1 391	0		
5	HUNTER PLUS	CHANGAN	331	36	1 247	36	819,4	3 363,9
6	RAM	PICKUP	127	165	1 010	933	-23,0	8,3
7	L200	MITSUBISHI	75	176	658	1 031	-57,4	-36,2
8	T9 HUNTER	JAC	304	0	603	0		
9	HILUX	TOYOTA	68	138	455	903	-50,7	-49,6
10	POER	GREAT WALL	5	432	440	1 915	-98,8	-77,0
11	TUNLAND	FOTON	110	0	370	2		18 400,0
12	T6	JAC	30	173	351	631	-82,7	-44,4
13	RICH	DONGFENG	35	45	276	76	-22,2	263,2
14	D-MAX	ISUZU	29	2	147	19	1 350,0	673,7
15	RANGER	FORD	36	7	94	33	414,3	184,8

7 months 2024

GREAT WALL POER KINGKONG

3 677 units **NEW**

UAZ 2363 PICKUP
2 287 units **38,5%**



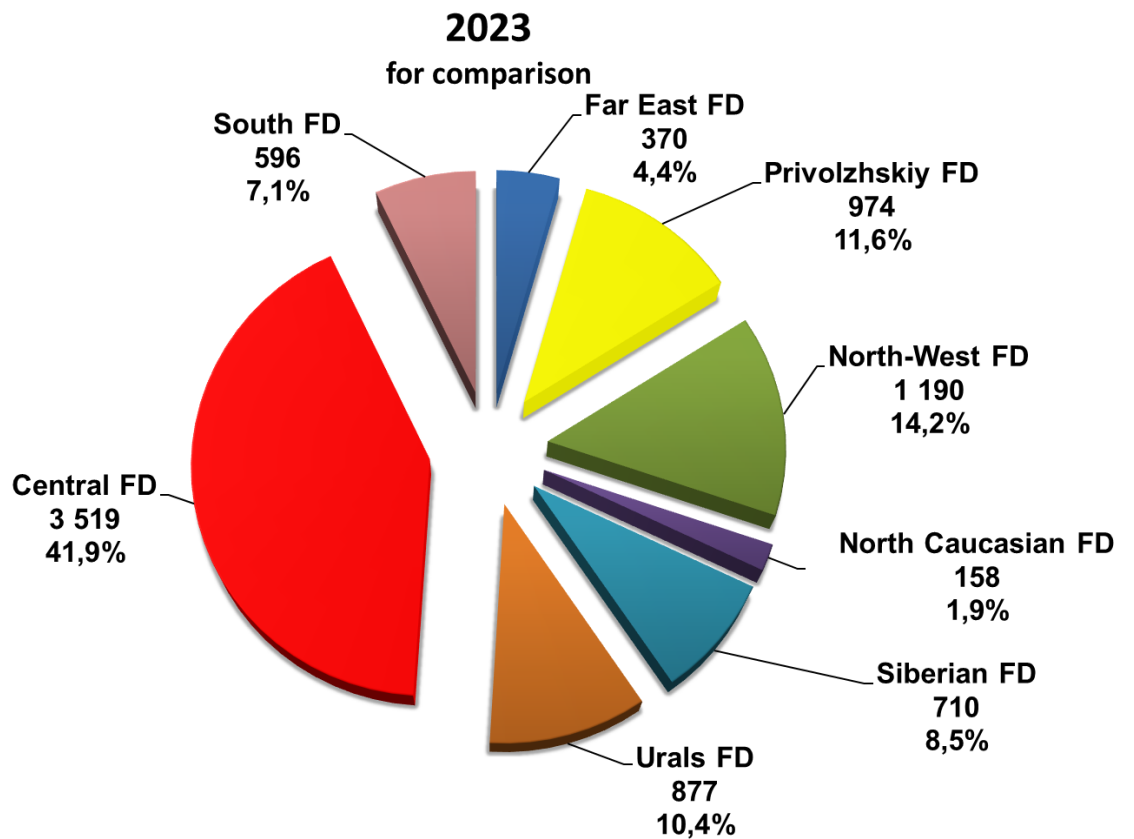
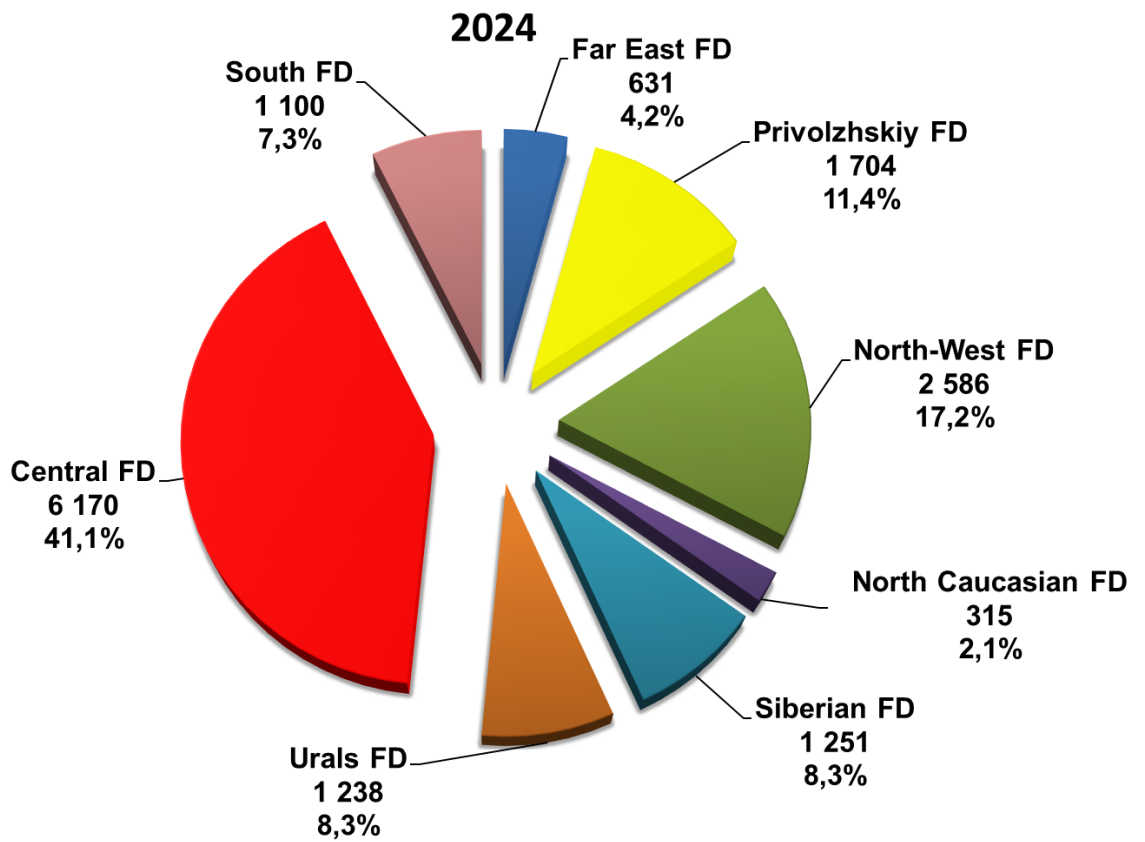
JAC T8 PRO
1 527 units **10080%**





PICKUPS

Structure of sales of new pickups in Russia in 7 months 2024 by Federal District



OUR CONTACTS



ASM Holding, OAO

21/5, Entrance 6, Kuznetsky Most Street, Moscow 107031

Contract Department, tel.: +7 495 626 0944

e-mail: inf@asm-holding.ru

Head of Market Research Centre – **VASILY SEIN**

e-mail: vasein@asm-holding.ru

Telegram: [@marketASM](https://www.instagram.com/@marketASM)

Project Manager – **ALEXANDER STERLIKOV**

Mobile: +7 905 747 2431

e-mail: sterlikov@asm-holding.ru

Website: www.asm-holding.ru

Telegram: [@ASMHOLDING](https://www.instagram.com/@ASMHOLDING)

Vkontakte: [oaoasmholding](https://vk.com/oaoasmholding)



Association of Russian Automakers (OAR)

8, Novovladykinsky Proezd, bldg. 5, POB 81, Moscow 127106

Tel.: +7 495 739 7095

e-mail: info_oar@mail.ru

Adviser for International Cooperation – **YURI KRAVTSOV**

e-mail: kravtsov_oar@mail.ru

Website: www.oar-info.ru