



PRESS-RELEASE

12 JULY 2024

AUTOMOBILE MARKET OF RUSSIA IN JUNE AND JANUARY-JUNE 2024 TRUCKS AND BUSES

In June and in January-June 2024, sales of new trucks and buses in Russia showed the following results*:

- Trucks (except light trucks, N1 category) including special-purpose vehicles – 10 818 units in June 2024, down 16.0% YOY; 61 390 units in January-June 2024, down 2.2% YOY.
- Buses and coaches (except minibuses, M2 category) – 1 549 units in June 2024, down 6.0% YOY; 10 338 units in January-June 2024, up 16.3%. Among them – electric buses: 102 units in June 2024, up 92.5% YOY; 512 units in January-June 2024, up 516.9% YOY.

* without sales to military, law enforcement and diplomatic agencies in RF

MIMS
automobility
MOSCOW
our partners

COMMENT:

Alexander Kovrigin, Deputy Managing Director of ASM Holding, commented:

In June 2024, total sales of trucks slightly increased, by 1268 units, in comparison with May 2024, while sales in the first half of 2024 grew by 21% as compared to the result of 5 months of 2024. The H1 2024 truck sales fell by 2.2% year-on-year versus 1.4% growth in the first 5 months of 2024.

Sales of trucks on the Russian market decreased by 16% in June 2024 and by 2.2% year-to-date. We forecast annual sales in this segment through 2024 on the high level reached in 2023 for account of the Chinese-branded trucks.

We have noted a fall of bus sales by 6% in June 2024, however the sales grew by 16.3% in the first half of the year. We expect that the annual bus sales in Russia will grow in 2024 by 10-15% as compared with the result of 2023.

OUR CONTACTS:

ASM Holding, OAO

21/5, Kuznetsky Most St., 107031, Moscow, Russia

Tel: +7 (495) 625-51-79, +7 (495) 626-04-71

e-mail: inf@asm-holding.ru

Association of Russian Automakers (OAR)

8, Novovladykinsky Proezd, bldg 5, POB 81, 127106, Moscow, Russia

Tel: +7 (495) 739 70 95

e-mail: info_oar@mail.ru



Developed by specialists of
AVTOSTAT-INFO



TRUCKS

Sales of new trucks in Russia in June and 6 months 2024 by brand, inclusive of special-purpose vehicles

Brand	June 2024	June 2023	6 months 2024	6 months 2023	Change June 2024 vs 2023, %	Change 6 months 2024 vs 2023, %
KAMAZ	1 949	2 905	10 963	15 632	-32,9	-29,9
SITRAK	1 695	2 184	10 341	10 403	-22,4	-0,6
SHAANXI	1 377	2 017	7 461	8 652	-31,7	-13,8
FAW	1 104	1 372	6 150	5 864	-19,5	4,9
DONGFENG	706	419	3 940	1 168	68,5	237,3
GAZ	654	595	3 694	3 216	9,9	14,9
MAZ	517	523	2 846	3 044	-1,1	-6,5
HOWO	552	608	2 638	3 668	-9,2	-28,1
FOTON	372	702	2 116	2 143	-47,0	-1,3
JAC	365	308	2 116	1 579	18,5	34,0
URAL	194	240	1 785	1 625	-19,2	9,8
MERCEDES	231	131	1 542	546	76,3	182,4
SANY	207	73	1 354	367	183,6	268,9
ISUZU	161	35	728	294	360,0	147,6
ZOOMLION	114	82	503	453	39,0	11,0
VOLVO	106	73	472	391	45,2	20,7
HONGYAN	102	93	421	656	9,7	-35,8
XU GONG	46	80	333	490	-42,5	-32,0
MAN	28	71	251	432	-60,6	-41,9
DAF	38	99	230	359	-61,6	-35,9
SCANIA	39	40	201	224	-2,5	-10,3
DAEWOO	37	64	200	397	-42,2	-49,6
AMT	9	37	173	163	-75,7	6,1
DAYUN	26	22	134	98	18,2	36,7
VALDAI	49	0	130	0		
HYUNDAI	13	33	111	338	-60,6	-67,2
HINO	19	7	100	75	171,4	33,3
BEIBEN	15	0	87	0		
BEIFANG BENCHI	20	16	70	36	25,0	94,4
AVIA	10	0	41	0		
FUSO	5	9	38	90	-44,4	-57,8
ZIL	23	1	38	9	2 200,0	322,2
FORD	5	10	26	76	-50,0	-65,8
RENAULT	3	10	25	62	-70,0	-59,7
LIUGONG	3	0	24	0		
MAZ MAN	6	10	13	43	-40,0	-69,8
CHENGLIWEI	4	0	12	0		
NEFAZ	0	9	11	37	-100,0	-70,3
QINGLING	2	0	11	0		
SDAC	0	0	11	0		
KERUI	10	0	10	0		
IVECO	1	3	9	106	-66,7	-91,5



TRUCKS

Brand	June 2024	June 2023	6 months 2024	6 months 2023	Change June 2024 vs 2023, %	Change 6 months 2024 vs 2023, %
C&C	0	3	7	3	-100,0	133,3
MZKT	0	0	7	0		
BAW	0	0	5	0		
TATRA	0	0	4	6		-33,3
FARIZON	0	0	2	0		
CAMC	0	0	1	0		
CHUSHENG	0	0	1	0		
HUBEU	0	0	1	0		
JINBEI	1	0	1	0		
KOLUMAN	0	0	1	1		0,0
LANDWIND JIANGLING - JMC	0	0	1	0		
AMUR	0	0	0	4		-100,0
BURAN	0	0	0	2		-100,0
CHENGLONG	0	1	0	1	-100,0	-100,0
FENGCHUEN	0	0	0	1		-100,0
KIA	0	0	0	1		-100,0
LIEBHERR	0	1	0	13	-100,0	-100,0
YUEJIN	0	0	0	1		-100,0
TOTAL	10 818	12 886	61 390	62 769	-16,0	-2,2
TOTAL Russian brands	2 878	3 787	16 794	20 688	-24,0	-18,8
TOTAL foreign brands	7 940	9 099	44 596	42 081	-12,7	6,0

Sales of new trucks in Russia in June and 6 months 2024 by type

Type	June 2024	June 2023	6 months 2024	6 months 2023	Market share June 2024, %	Market share June 2023, %	Market share 6 months 2024, %	Market share 6 months 2023, %
Other special equipment	4 009	4 603	22 006	24 949	37,1	35,7	35,9	39,8
Truck-tractor	2 886	3 430	16 810	13 018	26,7	26,6	27,4	20,7
Other truck types	1 359	1 349	7 940	6 024	12,6	10,5	12,9	9,6
Dump truck	916	2 057	5 253	11 481	8,5	16,0	8,6	18,3
Drop-side flat bed	793	601	4 526	3 137	7,3	4,7	7,4	5,0
Refrigerator	402	315	1 606	1 508	3,7	2,4	2,6	2,4
Van	244	203	1 605	910	2,3	1,6	2,6	1,5
Autocrane	119	198	908	1 032	1,1	1,5	1,5	1,6
Tanker	69	95	550	512	0,6	0,7	0,9	0,8
Mobile repair shop	10	10	101	104	0,1	0,1	0,2	0,2
Refueler	11	12	78	58	0,1	0,1	0,1	0,1
Autoloader	0	1	3	5	0,0	0,0	0,0	0,0
Other	0	12	4	30	0,0	0,1	0,0	0,1
Ambulances	0	0	0	1	0,0	0,0	0,0	0,0
TOTAL	10 818	12 886	61 390	62 769	100,0	100,0	100,0	100,0



TRUCKS

Top 25 model ranking of new truck sales in Russia in June and 6 months 2024

Rank	Model	Brand	June 2024	June 2023	6 months 2024	6 months 2023	Change June 2024 vs 2023, %	Change 6 months 2024 vs 2023, %
1	C7H 4X2	SITRAK	1 094	1 754	7 141	7 747	-37,6	-7,8
2	GAZON NEXT	GAZ	526	477	2 944	2 591	10,3	13,6
3	J6 6X4	FAW	505	1 149	2 679	4 182	-56,0	-35,9
4	DFH-SERIES	DONGFENG	430	405	2 503	1 119	6,2	123,7
5	43118 6X6	KAMAZ	352	592	2 394	3 652	-40,5	-34,4
6	SX 331 8X4	SHAANXI	518	791	2 377	3 465	-34,5	-31,4
7	J7 4X2	FAW	408	99	2 328	99	312,1	2 251,5
8	C7H 6X4	SITRAK	379	141	2 282	986	168,8	131,4
9	SX 325 6X4	SHAANXI	324	647	2 010	3 168	-49,9	-36,6
10	5490 4X2	KAMAZ	422	440	1 855	1 633	-4,1	13,6
11	65115 6X4	KAMAZ	258	535	1 624	2 895	-51,8	-43,9
12	ACTROS	MERCEDES	229	119	1 524	477	92,4	219,5
13	SX 425 6X4	SHAANXI	187	318	1 486	1 335	-41,2	11,3
14	AUMAN	FOTON	235	647	1 402	1 950	-63,7	-28,1
15	4320 6X6	URAL	131	134	1 178	887	-2,2	32,8
16	SX 418 4X2	SHAANXI	251	191	1 157	402	31,4	187,8
17	C7H 8X4	SITRAK	222	289	904	1 670	-23,2	-45,9
18	4308 4X2	KAMAZ	313	74	859	437	323,0	96,6
19	DFA-SERIES	DONGFENG	0	3	798	3	-100,0	26 500,0
20	HFC-SERIES	JAC	0	189	697	901	-100,0	-22,6
21	6312 6X4	MAZ	105	129	690	567	-18,6	21,7
22	T5G 8X4	HOWO	119	0	676	0		
23	5340 4X2	MAZ	117	57	665	319	105,3	108,5
24	T5G 6X4	HOWO	98	388	623	2 388	-74,7	-73,9
25	6520 6X4	KAMAZ	97	248	617	1 560	-60,9	-60,4

6 months 2024

SITRAK C7H 4X2

7 141 units **-7,8%**

GAZ GAZON NEXT

2 944 units **13,6%**

FAW J6 6X4

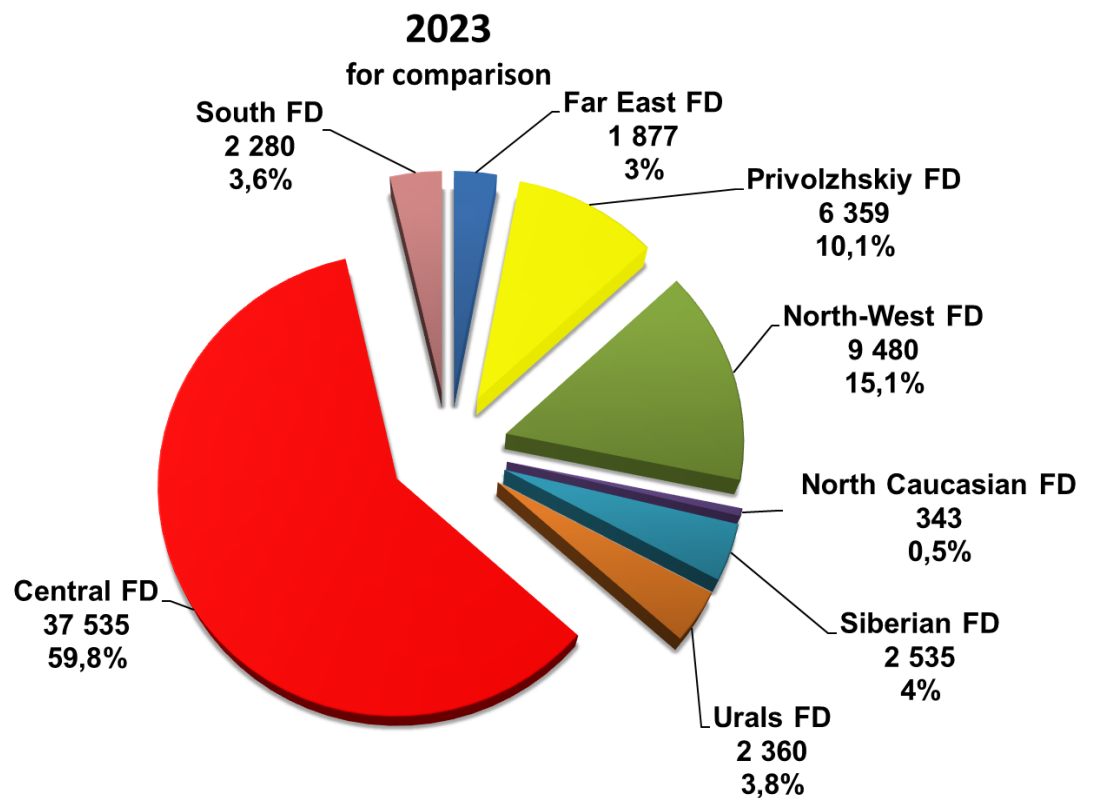
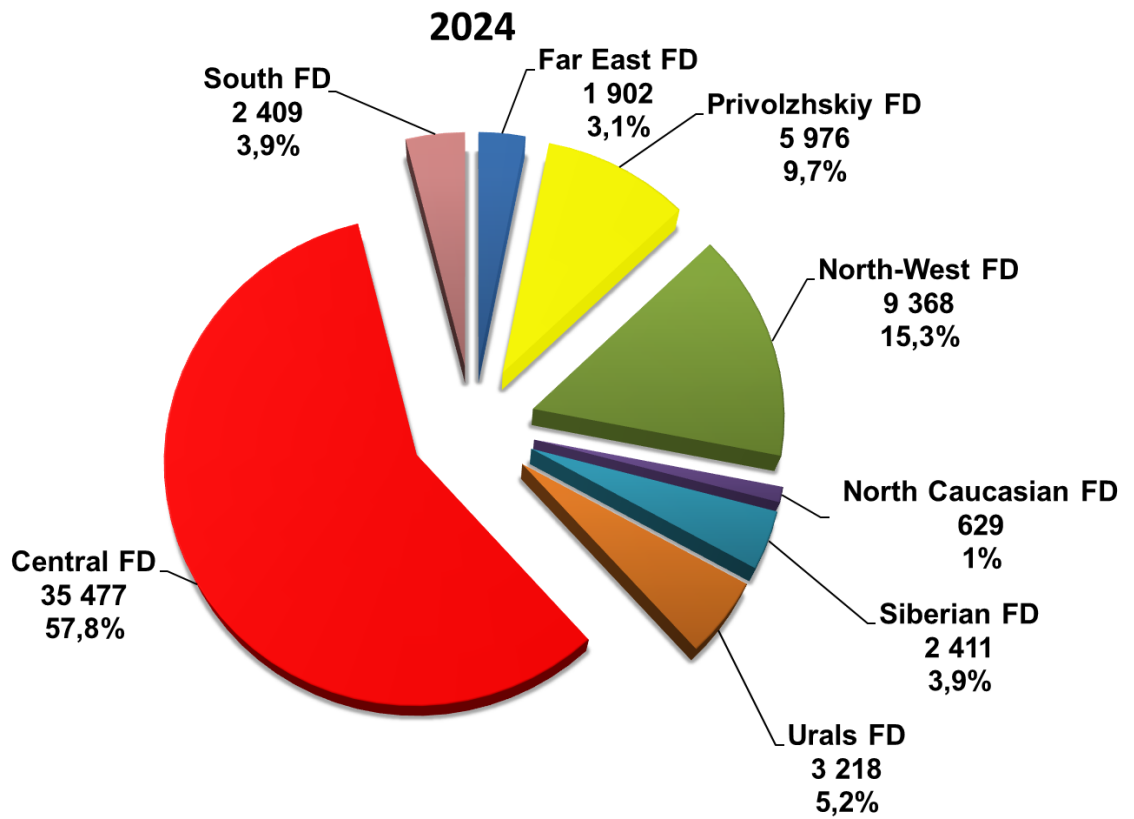
2 679 units **-35,9%**





TRUCKS

Structure of sales of new truck in Russia in 6 months 2024 by Federal District



BUSES

Sales of new buses in Russia in June and 6 months 2024 by brand

Brand	June 2024	June 2023	6 months 2024	6 months 2023	Change June 2024 vs 2023, %	Change 6 months 2024 vs 2023, %
PAZ	441	460	4 503	3 506	-4,1	28,4
LIAZ	383	247	1 454	1 229	55,1	18,3
YUTONG	234	343	1 101	911	-31,8	20,9
NEFAZ	127	176	922	932	-27,8	-1,1
VOLZHANIN	21	80	444	450	-73,8	-1,3
HIGER	56	68	304	349	-17,6	-12,9
KAVZ	38	16	297	151	137,5	96,7
MAZ	12	33	292	558	-63,6	-47,7
KAMAZ	87	52	289	77	67,3	275,3
LOTOS	43	0	149	105		41,9
ZHONGTONG	61	86	142	207	-29,1	-31,4
SIMAZ	15	15	126	103	0,0	22,3
GOLDEN DRAGON	12	7	95	16	71,4	493,8
URAL	2	6	83	56	-66,7	48,2
KING LONG (KLM)	12	13	54	64	-7,7	-15,6
JAC	3	9	30	122	-66,7	-75,4
SAZ	0	32	25	34	-100,0	-26,5
BKM	0	1	11	1	-100,0	1 000,0
NEMAN	0	0	10	0		
FOTON	0	0	2	1		100,0
ASIASTAR	0	0	1	0		
BMZ	0	0	1	0		
BZKT	1	0	1	0		
JIANLING	1	0	1	0		
TOYOTA	0	0	1	1		0,0
ANKAI	0	1	0	7	-100,0	-100,0
HYUNDAI	0	1	0	1	-100,0	-100,0
MAN	0	2	0	6	-100,0	-100,0
SETRA	0	0	0	1		-100,0
SIRIUS	0	0	0	1		-100,0
TRANS ALFA	0	0	0	1		-100,0
TOTAL	1 549	1 648	10 338	8 890	-6,0	16,3
TOTAL Russian brands	1 157	1 052	8 268	6 611	10,0	25,1
TOTAL foreign brands	392	596	2 070	2 279	-34,2	-9,2



BUSES

Sales of new electric buses in Russia in June and 6 months 2024 by brand

Brand / electric buses	June 2024	June 2023	6 months 2024	6 months 2023	Change June 2024 vs 2023, %	Change 6 months 2024 vs 2023, %
KAMAZ	87	52	289	77	67,3	275,3
LIAZ	15	0	116	0		
NEFAZ	0	0	73	0		
VOLZHANIN	0	0	22	3		633,3
BKM	0	1	11	1	-100,0	1000,0
BMZ	0	0	1	0		
SIRIUS	0	0	0	1		-100,0
TRANS ALFA	0	0	0	1		-100,0
TOTAL	102	53	512	83	92,5	516,9
TOTAL Russian brands	102	52	501	82	96,2	511,0
TOTAL foreign brands	0	1	11	1	-100,0	1000,0



BUSES

Rank	Model	Brand	June 2024	June 2023	6 months 2024	6 months 2023	Change June 2024 vs 2023, %	Change 6 months 2024 vs 2023, %
1	VECTOR NEXT	PAZ	204	231	1 949	1 091	-11,7	78,6
2	3205	PAZ	106	126	1 500	1 381	-15,9	8,6
3	4234	PAZ	113	86	930	799	31,4	16,4
4	CITYMAX 12	LIAZ	378	0	840	0		
5	5299, 5297 4X2	NEFAZ, KAMAZ	109	157	829	799	-30,6	3,8
6	6127	YUTONG	107	102	456	161	4,9	183,2
7	5292	LIAZ	0	128	336	610	-100,0	-44,9
8	6122	YUTONG	44	37	316	90	18,9	251,1
9	6282	KAMAZ	87	52	289	77	67,3	275,3
10	VOLGABUS 4298	VOLZHANIN	11	61	221	282	-82,0	-21,6
11	4292	LIAZ	5	109	196	604	-95,4	-67,5
12	4238	KAVZ	27	8	156	99	237,5	57,6
13	105	LOTOS	43	0	149	105		41,9
14	LCK-SERIES	ZHONGTONG	61	86	142	207	-29,1	-31,4
15	KLQ 6129	HIGER	17	31	129	111	-45,2	16,2
16	2258	SIMAZ	15	15	126	103	0,0	22,3
17	6938	YUTONG	14	50	103	153	-72,0	-32,7
18	203	MAZ	11	5	99	167	120,0	-40,7
19	6899	YUTONG	27	0	97	31		212,9
20	3255 4320 6X6	URAL	2	6	83	56	-66,7	48,2
21	VOLGABUS CITYRHYTHM 12	VOLZHANIN	0	0	83	0		
22	CITYMAX 9	PAZ	1	0	80	0		
23	XML	GOLDEN DRAGON	8	7	78	16	14,3	387,5
24	4235	KAVZ	9	8	73	51	12,5	43,1
25	21512169	MAZ	0	0	73	0		

6 months 2024

PAZ VECTOR NEXT

1 949 units **78,6%**

PAZ 3205

1 500 units **8,6%**



PAZ 4234

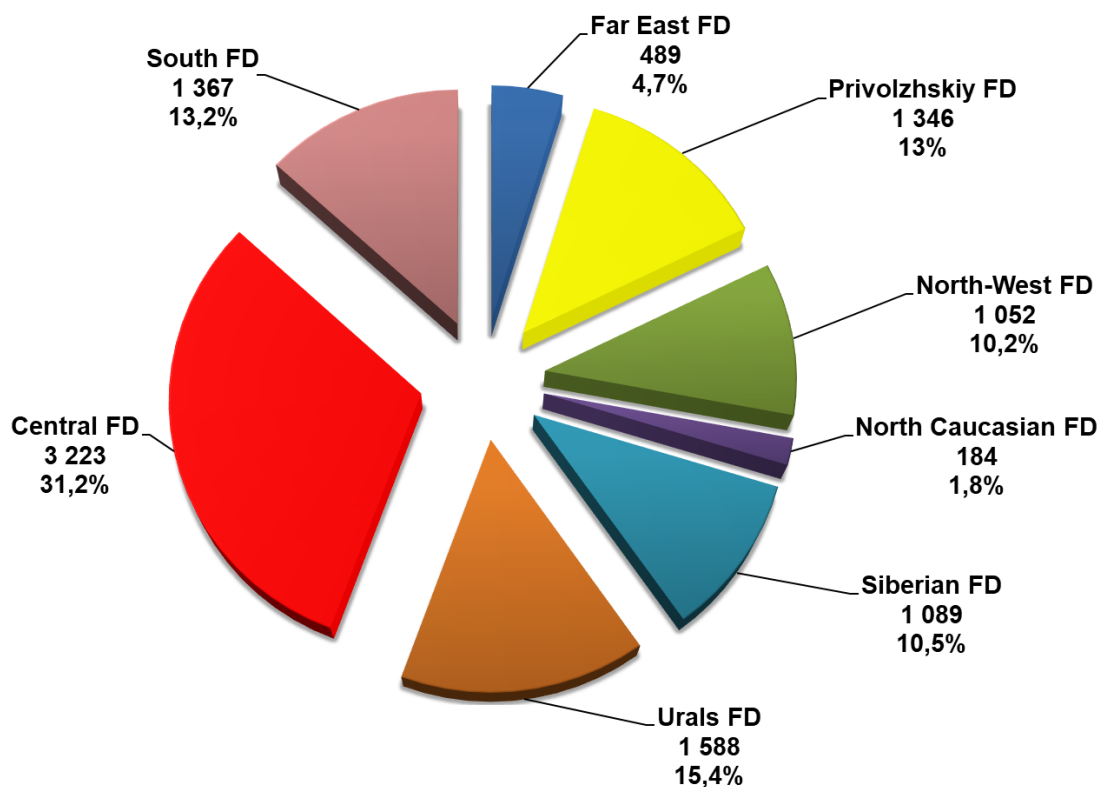
930 units **16,4%**



BUSES

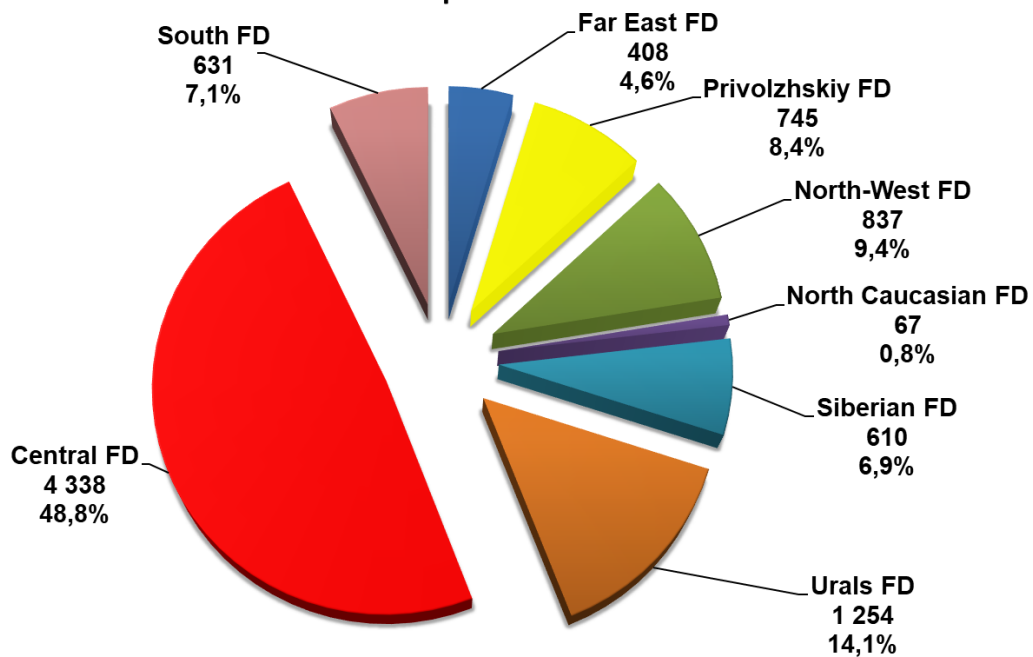
Structure of new bus sales in Russia in 6 months 2024 by Federal District

2024



2023

for comparison



OUR CONTACTS

