



PRESS-RELEASE

12 JULY 2024

AUTOMOBILE MARKET OF RUSSIA IN JUNE AND JANUARY-JUNE 2024 PASSENGER CARS, LIGHT COMMERCIAL VEHICLES AND PICKUPS

In June 2024, sales of new passenger cars, light commercial vehicles and pickups in Russia grew by 48.3% year-on-year to 132 887 vehicles. In January-June 2024, the total sales were 773 087 vehicles, up 75.3% year-on-year.*

Sales results by type of motor vehicles:

- Passenger cars – 122 419 units in June 2024, up 51.0% YOY; 713 255 units in January-June 2024, up 79.5%.
Among them electric vehicles (BEV) – 1 078 units in June 2024, up 1.7% YOY; 10 601 units in January-June 2024, up 137.9% YOY.
- Light commercial vehicles including light trucks (N1 category, without pickups) and minibuses (M2 category) – 8 248 units in June 2024, up 15.1% YOY; 47 446 units in January-June 2024, up 28.9% YOY. Among them electric vehicles (BEV) – 4 units in June 2024, down 33.3% YOY; 25 units in January-June 2024, 0% YOY.
- Pickups – 2 220 units in June 2024, up 59.4%; 12 386 units in January-June 2024, up 80.0% YOY.

* without sales to military, law enforcement and diplomatic agencies in RF

MIMS
automobility
MOSCOW
our partners

COMMENT:

Alexander Kovrigin, Deputy Managing Director of ASM Holding, commented:

In June, total sales of light vehicles slightly decreased, by 1770 units, in comparison with May 2024, while sales in the first half of 2024 grew by 21% as compared to the result of 5 months of 2024. The H1 2024 sales grew by 75.3% year-on-year, this growth rate also being somewhat lower than that marked for 5 months of 2024 (up 82.1%).

Sales of passenger cars on the Russian market grew by 51% in June 2024 and by 79.5% in the first 6 months of the year. We expect annual growth of car sales in 2024 by 30-35% over the 2023 result to reach 1.4 -1.5 million units.

We noted a 59.4% increase of new pickup sales in June 2024 and an 80% increase in January-June. We forecast growth of sales in this segment through 2024 by 30-35%.

Sales in the segment of light commercial vehicles grew by 15.1% in June and by 28.9% year-to-date. We expect growth of LCV sales in 2024 by 15-20% over the previous year's result.

We suggest that the further sales growth rate will slow down, and the market will be stabilizing.

OUR CONTACTS:

ASM Holding, OAO

21/5, Kuznetsky Most St., 107031, Moscow, Russia

Tel: +7 (495) 625-51-79, +7 (495) 626-04-71

e-mail: inf@asm-holding.ru

Association of Russian Automakers (OAR)

8, Novovladykinsky Proezd, bldg 5, POB 81, 127106, Moscow, Russia

Tel: +7 (495) 739 70 95

e-mail: info_oar@mail.ru



Developed by specialists of
AVTOSTAT-INFO



PASSENGER CARS

Sales of new passenger cars in Russia in June and 6 months 2024 by brand

Brand	June 2024	June 2023	6 months 2024	6 months 2023	Change June 2024 vs 2023, %	Change 6 months 2024 vs 2023, %
LADA	34 361	23 861	209 426	134 882	44,0	55,3
HAVAL	15 239	8 280	82 201	38 636	84,0	112,8
CHERY	13 599	10 093	72 101	47 334	34,7	52,3
GEELY	11 095	6 928	69 817	32 803	60,1	112,8
CHANGAN	9 832	3 494	48 146	8 786	181,4	448,0
OMODA	5 107	3 368	25 351	13 824	51,6	83,4
EXEED	3 543	3 070	22 864	16 587	15,4	37,8
JETOUR	3 168	57	14 568	135	5 457,9	10 691,1
BELGEE	3 250	0	14 215	0		
TANK	2 294	1 030	13 254	2 503	122,7	429,5
LI XIANG	1 044	104	12 493	247	903,8	4 957,9
JAECOO	2 408	0	10 818	0		
MOSKVICH	1 041	1 236	9 744	3 405	-15,8	186,2
KIA	851	3 084	8 295	19 009	-72,4	-56,4
TOYOTA	831	2 158	8 118	9 722	-61,5	-16,5
HYUNDAI	851	2 677	6 926	16 311	-68,2	-57,5
GAC	1 245	160	6 740	364	678,1	1 751,6
BMW	692	832	5 812	3 944	-16,8	47,4
VOYAH	512	403	5 483	1 088	27,0	404,0
BAIC	1 098	0	5 192	5		103 740,0
ZEEKR	424	126	4 510	288	236,5	1 466,0
UAZ	715	595	4 320	3 397	20,2	27,2
SOLARIS	1 414	0	3 739	0		
KAIYI	652	852	3 701	1 653	-23,5	123,9
FAW	590	456	3 441	1 331	29,4	158,5
MERCEDES	408	594	3 388	3 128	-31,3	8,3
JAC	580	1 183	2 960	3 946	-51,0	-25,0
VOLKSWAGEN	280	770	2 780	4 581	-63,6	-39,3
MAZDA	246	673	2 631	2 866	-63,4	-8,2
LEXUS	272	451	2 589	2 147	-39,7	20,6
HONGQI	423	109	2 441	238	288,1	925,6
MITSUBISHI	183	704	2 181	3 497	-74,0	-37,6
JETTA	323	218	1 867	356	48,2	424,4
LIVAN	413	26	1 700	29	1 488,5	5 762,1
AUDI	212	330	1 562	1 543	-35,8	1,2
CHEVROLET	181	347	1 556	2 086	-47,8	-25,4
SKODA	138	287	1 398	2 124	-51,9	-34,2
HONDA	191	132	1 251	473	44,7	164,5
PORSCHE	148	159	1 067	893	-6,9	19,5
LAND ROVER	137	192	1 039	936	-28,6	11,0
SUBARU	89	127	892	804	-29,9	10,9
EVOLUTE	78	144	800	868	-45,8	-7,8



PASSENGER CARS

Brand	June 2024	June 2023	6 months 2024	6 months 2023	Change June 2024 vs 2023, %	Change 6 months 2024 vs 2023, %
NISSAN	106	146	632	1 371	-27,4	-53,9
SWM	175	0	607	0		
HUAWEI	150	0	536	12		4 366,7
BYD	72	58	510	263	24,1	93,9
TESLA	45	145	502	638	-69,0	-21,3
XCITE	444	0	467	0		
AEOLUS	132	0	461	0		
AVATR	61	18	437	35	238,9	1 148,6
TRUMPCHI	238	0	398	0		
DONGFENG	91	4	396	16	2 175,0	2 375,0
SUZUKI	58	192	353	739	-69,8	-52,2
JEEP	39	106	348	564	-63,2	-38,3
CADILLAC	22	56	282	347	-60,7	-18,7
ROX	42	0	274	0		
WEY	55	0	272	0		
LYNK AND CO	48	20	226	36	140,0	527,8
MG	38	1	208	5	3 700,0	4 060,0
FORD	18	37	179	181	-51,4	-1,1
RENAULT	13	410	178	3 614	-96,8	-95,1
VOLVO	31	46	164	217	-32,6	-24,4
LOTUS	12	0	158	0		
FORTHING	35	12	141	27	191,7	422,2
GENESIS	14	100	136	731	-86,0	-81,4
ORA	28	1	118	2	2 700,0	5 800,0
CITROEN	29	39	116	284	-25,6	-59,2
YANGWANG	15	0	104	0		
DFSK	32	48	99	168	-33,3	-41,1
PEUGEOT	10	9	91	60	11,1	51,7
BENTLEY	9	12	86	72	-25,0	19,4
INFINITI	6	31	85	186	-80,6	-54,3
MINI	12	14	82	88	-14,3	-6,8
GMC	13	30	76	109	-56,7	-30,3
LAMBORGHINI	12	14	76	62	-14,3	22,6
DODGE	11	25	73	103	-56,0	-29,1
SKYWELL	6	31	73	122	-80,6	-40,2
HIPHI	10	9	66	29	11,1	127,6
ROLLS ROYCE	6	8	63	39	-25,0	61,5
AURUS	5	35	54	77	-85,7	-29,9
OTING	0	0	47	0		
DENZA	6	2	45	3	200,0	1 400,0
NIO	4	6	43	14	-33,3	207,1
SOUEAST	6	0	43	0		
AMBERAVTO	16	0	42	0		
SAIC-GM-WULING	15	0	40	0		



PASSENGER CARS

Brand	June 2024	June 2023	6 months 2024	6 months 2023	Change June 2024 vs 2023, %	Change 6 months 2024 vs 2023, %
JAGUAR	3	6	38	39	-50,0	-2,6
LINCOLN	2	8	34	32	-75,0	6,2
DAIHATSU	7	4	33	11	75,0	200,0
BUICK	11	3	32	16	266,7	100,0
SSANGYONG	1	5	32	37	-80,0	-13,5
HAIMA	8	0	29	0		
ACURA	3	3	24	35	0,0	-31,4
LEAPMOTOR	1	1	22	6	0,0	266,7
OSHAN	5	1	22	2	400,0	1 000,0
ALFA ROMEO	4	6	19	16	-33,3	18,8
FERRARI	4	6	19	24	-33,3	-20,8
BAW	0	0	18	0		
MASERATI	3	3	18	26	0,0	-30,8
DACIA	1	1	16	5	0,0	220,0
GAZ	0	0	15	0		
HOZON	1	0	10	5		100,0
IRAN KHODRO	0	2	10	14	-100,0	-28,6
XIAOPENG	0	2	9	4	-100,0	125,0
ROEWE	2	1	8	2	100,0	300,0
ALPINA	1	1	7	6	0,0	16,7
ASTON MARTIN	2	0	6	4		50,0
BAOJUN	1	0	6	1		500,0
MCLAREN	2	1	5	2	100,0	150,0
VENUCIA	1	0	5	0		
ZHIJI	0	0	5	1		400,0
ISUZU	0	7	4	20	-100,0	-80,0
KAMA	0	0	4	0		
WULING	2	0	4	2		100,0
ARCFOX	3	0	3	0		
DAEWOO	1	3	3	16	-66,7	-81,2
FIAT	0	1	3	17	-100,0	-82,4
RIVIAN	0	0	3	2		50,0
SMART	1	3	3	4	-66,7	-25,0
SOKON	0	1	3	15	-100,0	-80,0
WELTMEISTER	0	5	3	12	-100,0	-75,0
ZOTYE	1	0	3	0		
CUPRA	0	0	2	1		100,0
MAXUS	0	0	2	0		
CHRYSLER	0	1	1	1	-100,0	0,0
DAYUN	0	0	1	0		
ENOVATE	0	0	1	1		0,0
IM MOTORS	0	0	1	0		
INEOS	0	0	1	0		
LUCID	0	0	1	0		



PASSENGER CARS

Brand	June 2024	June 2023	6 months 2024	6 months 2023	Change June 2024 vs 2023, %	Change 6 months 2024 vs 2023, %
POLESTAR	0	4	1	9	-100,0	-88,9
SAMSUNG	0	2	1	2	-100,0	-50,0
SEHOL	0	0	1	0		
ALPINE	0	0	0	1		-100,0
BLAVAL	0	0	0	2		-100,0
JMEV	0	0	0	2		-100,0
LINKTOUR	0	1	0	1	-100,0	-100,0
OPEL	0	2	0	11	-100,0	-100,0
YEMA	0	0	0	1		-100,0
TOTAL	122 419	81 059	713 255	397 391	51,0	79,5
TOTAL Russian brands	36 660	25 871	224 872	142 629	41,7	57,7
TOTAL foreign brands	85 759	55 188	488 383	254 762	55,4	91,7

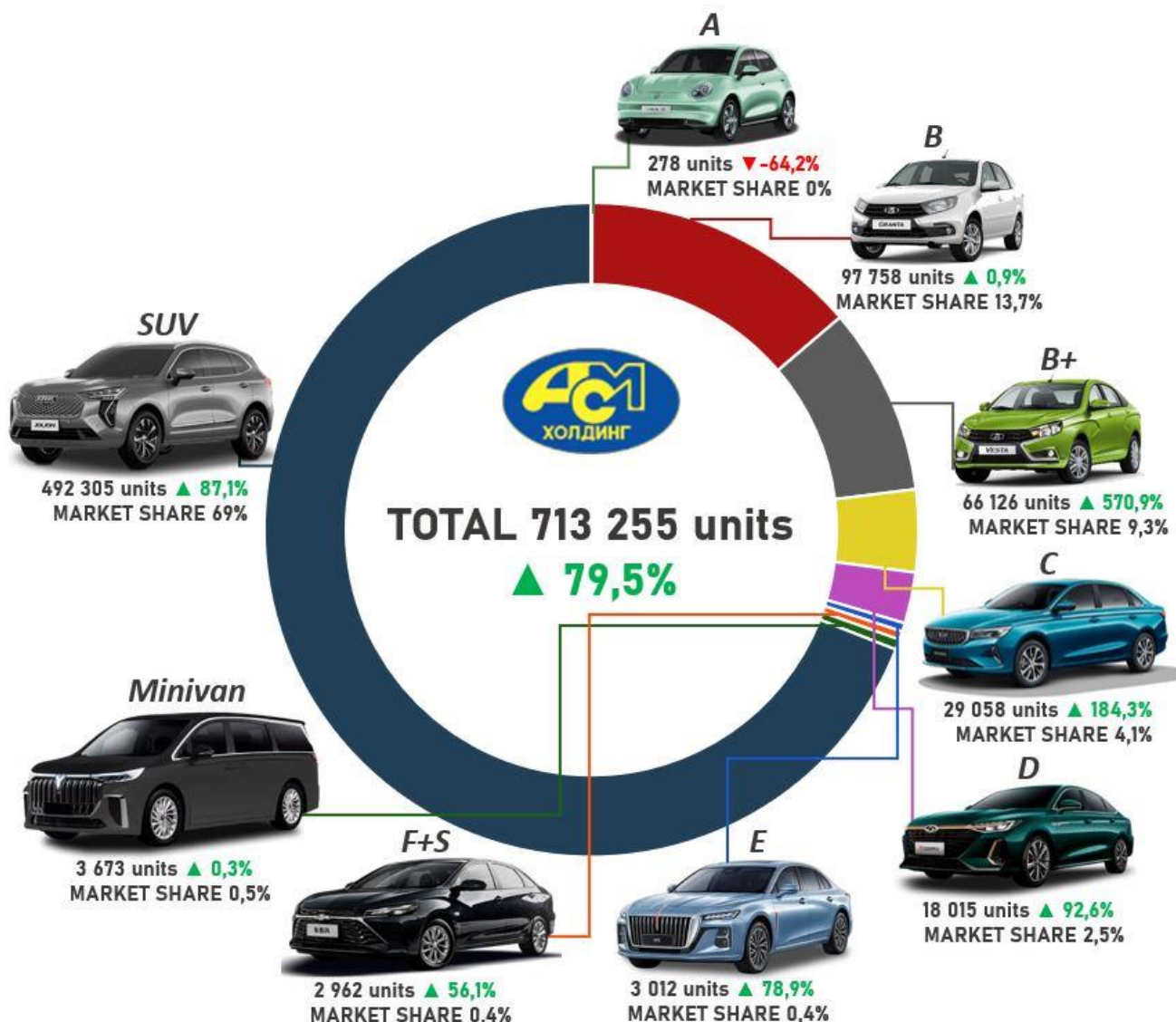


PASSENGER CARS

Sales of new passenger cars in Russia in June and 6 months 2024 by class

Class	June 2024	June 2023	6 months 2024	6 months 2023	Market share June 2024, %	Market share 6 months 2024, %	Change June 2024 vs 2023, %	Change 6 months 2024 vs 2023, %
A	55	110	278	776	0,0	0,0	-50,0	-64,2
B	16 233	16 225	97 758	96 850	13,3	13,7	0,1	0,9
B+	12 997	2 869	66 126	9 857	10,6	9,3	353,0	570,9
C	4 794	2 576	29 058	10 222	3,9	4,1	86,1	184,3
D	3 254	2 661	18 015	9 354	2,7	2,5	22,3	92,6
E	424	407	3 012	1 684	0,4	0,4	4,2	78,9
F+S	366	450	2 962	1 898	0,3	0,4	-18,7	56,1
Minivan	600	760	3 673	3 661	0,5	0,5	-21,1	0,3
SUV	83 683	54 996	492 305	263 067	68,4	69,0	52,2	87,1
Not identified	13	5	68	24			160,0	183,3
TOTAL	122 419	81 059	713 255	397 393	100,0	100,0	51,0	79,5

6 months 2024





PASSENGER CARS

Top 25 model ranking of new passenger car sales in Russia in June and 6 months 2024

Rank	Model	Brand	June 2024	June 2023	6 months 2024	6 months 2023	Change June 2024 vs 2023, %	Change 6 months 2024 vs 2023, %
1	GRANTA	LADA	16 124	15 932	97 133	94 265	1,2	3,0
2	VESTA	LADA	11 619	2 316	62 623	3 986	401,7	1 471,1
3	JOLION	HAVAL	6 994	4 745	35 522	19 319	47,4	83,9
4	2123 NIVA	LADA	3 525	2 965	25 606	20 427	18,9	25,4
5	TIGGO 7 PRO MAX	CHERY	5 505	0	24 618	0		
6	MONJARO	GEELY	3 878	924	23 687	2 378	319,7	896,1
7	2121 NIVA	LADA 4x4	3 055	2 575	23 678	15 223	18,6	55,5
8	TIGGO 4 PRO	CHERY	4 877	2 580	22 139	11 469	89,0	93,0
9	C5	OMODA	3 589	3 073	19 516	13 438	16,8	45,2
10	M6	HAVAL	3 073	0	17 148	0		
11	CS55	CHANGAN	3 941	1 107	16 268	2 010	256,0	709,4
12	X50	BELGEE	3 250	0	14 215	0		
13	COOLRAY	GEELY	1 698	3 291	13 524	17 327	-48,4	-21,9
14	DARGO	HAVAL	2 308	1 043	10 837	4 469	121,3	142,5
15	F7	HAVAL	1 268	1 298	10 449	6 368	-2,3	64,1
16	CS35	CHANGAN	1 778	967	9 415	2 946	83,9	219,6
17	ATLAS PRO	GEELY	1 532	1 123	9 051	6 962	36,4	30,0
18	J7	JAECOO	1 518	0	9 030	0		
19	MOSKVICH 3	MOSKVICH	818	1 181	8 280	3 272	-30,7	153,1
20	UNI-K	CHANGAN	1 136	670	8 179	1 372	69,6	496,1
21	TUGELLA	GEELY	1 279	1 462	8 073	5 781	-12,5	39,6
22	300	TANK	1 524	670	7 980	1 687	127,5	373,0
23	TIGGO 8 PRO	CHERY	1 508	1 364	7 330	6 674	10,6	9,8
24	DASHING	JETOUR	1 163	2	7 166	6	58 050,0	119 333,3
25	TIGGO 7 PRO	CHERY	318	5 039	6 946	20 546	-93,7	-66,2

6 months 2024

LADA VESTA
62 623 units **1471,1%**



LADA GRANTA
97 133 units **3%**



HAVAL JOLION
35 522 units **83,9%**





PASSENGER CARS

Sales of new electric cars (BEV) in Russia in June and 6 months 2024 by brand

Brand / electric cars	June 2024	June 2023	6 months 2024	6 months 2023	Change June 2024 vs 2023, %	Change 6 months 2024 vs 2023, %
ZEEKR	424	126	4 510	288	236,5	1466,0
EVOLUTE	78	144	800	868	-45,8	-7,8
VOLKSWAGEN	69	197	790	922	-65,0	-14,3
MOSKVICH	57	55	712	133	3,6	435,3
TESLA	45	145	502	638	-69,0	-21,3
FAW	67	1	449	7	6600,0	6314,3
AVATR	61	18	437	35	238,9	1148,6
BYD	36	52	349	238	-30,8	46,6
HONDA	27	33	275	97	-18,2	183,5
BMW	18	26	228	175	-30,8	30,3
VOYAH	20	66	208	292	-69,7	-28,8
LOTUS	12	0	158	0		
LI XIANG	15	2	123	3	650,0	4000,0
ORA	28	1	118	2	2700,0	5800,0
TOYOTA	11	4	86	10	175,0	760,0
HONGQI	5	71	80	176	-93,0	-54,5
MERCEDES	4	20	74	71	-80,0	4,2
HIPHI	10	9	66	29	11,1	127,6
PORSCHE	6	8	55	51	-25,0	7,8
NIO	4	6	43	14	-33,3	207,1
AUDI	1	18	42	138	-94,4	-69,6
SKYWELL	4	15	42	102	-73,3	-58,8
AMBERAVTO	16	0	42	0		
SAIC-GM-WULING	15	0	40	0		
NISSAN	8	6	34	18	33,3	88,9
CHANGAN	3	0	29	3		866,7
KIA	1	1	24	6	0,0	300,0
LEXUS	3	0	24	0		
MG	6	0	24	0		
DENZA	1	0	19	0		
CHERY	2	0	18	2		800,0
HYUNDAI	2	5	18	27	-60,0	-33,3
GEELY	0	1	13	5	-100,0	160,0
ROLLS ROYCE	1	0	13	0		
LEAPMOTOR	1	1	12	6	0,0	100,0
GAC	0	0	11	1		1000,0
HUAWEI	2	0	11	1		1000,0
BAIC	8	0	9	2		350,0



PASSENGER CARS

Brand / electric cars	June 2024	June 2023	6 months 2024	6 months 2023	Change June 2024 vs 2023, %	Change 6 months 2024 vs 2023, %
CADILLAC	1	1	9	2	0,0	350,0
HOZON	0	0	9	5		80,0
XIAOPENG	0	2	9	4	-100,0	125,0
JAGUAR	0	2	6	2	-100,0	200,0
BAOJUN	1	0	6	1		500,0
ZHIJI	0	0	5	1		400,0
MITSUBISHI	0	0	4	5		-20,0
ROX	0	0	4	0		
MINI	0	3	4	6	-100,0	-33,3
KAMA	0	0	4	0		
LADA	0	0	3	1		200,0
HAVAL	0	0	3	0		
EXEED	0	0	3	0		
FORD	0	2	3	7	-100,0	-57,1
VOLVO	0	0	3	2		50,0
FORTHING	0	2	3	5	-100,0	-40,0
YANGWANG	0	0	3	0		
SMART	1	2	3	3	-50,0	0,0
WELTMEISTER	0	5	3	12	-100,0	-75,0
RIVIAN	0	0	3	2		50,0
ARCFOX	3	0	3	0		
BELGEE	0	0	2	0		
CHEVROLET	1	2	2	4	-50,0	-50,0
DONGFENG	0	3	2	7	-100,0	-71,4
GENESIS	0	0	2	0		
OMODA	0	0	1	0		
JETOUR	0	0	1	0		
TANK	0	0	1	0		
WEY	0	0	1	0		
PEUGEOT	0	0	1	0		
BAW	0	0	1	0		
FIAT	0	0	1	5		-80,0
SOKON	0	0	1	0		
POLESTAR	0	4	1	9	-100,0	-88,9
LUCID	0	0	1	0		
ENOVATE	0	0	1	0		
IM MOTORS	0	0	1	0		
MAZDA	0	0	0	3		-100,0
RENAULT	0	0	0	1		-100,0
ROEWE	0	0	0	1		-100,0



PASSENGER CARS

Brand / electric cars	June 2024	June 2023	6 months 2024	6 months 2023	Change June 2024 vs 2023, %	Change 6 months 2024 vs 2023, %
WULING	0	0	0	2		-100,0
OPEL	0	0	0	1		-100,0
YEMA	0	0	0	1		-100,0
BLAVAL	0	0	0	2		-100,0
JMEV	0	0	0	2		-100,0
LINKTOUR	0	1	0	1	-100,0	-100,0
TOTAL	1 078	1 060	10 601	4 457	1,7	137,9
TOTAL Russian brands	151	199	1 561	1 002	-24,1	55,8
TOTAL foreign brands	927	861	9 040	3 455	7,7	161,6

6 months 2024

ZEEKR 001

2 867 units **895,5%**

ZEEKR X

993 units **NEW**

MOSKVICH 3E

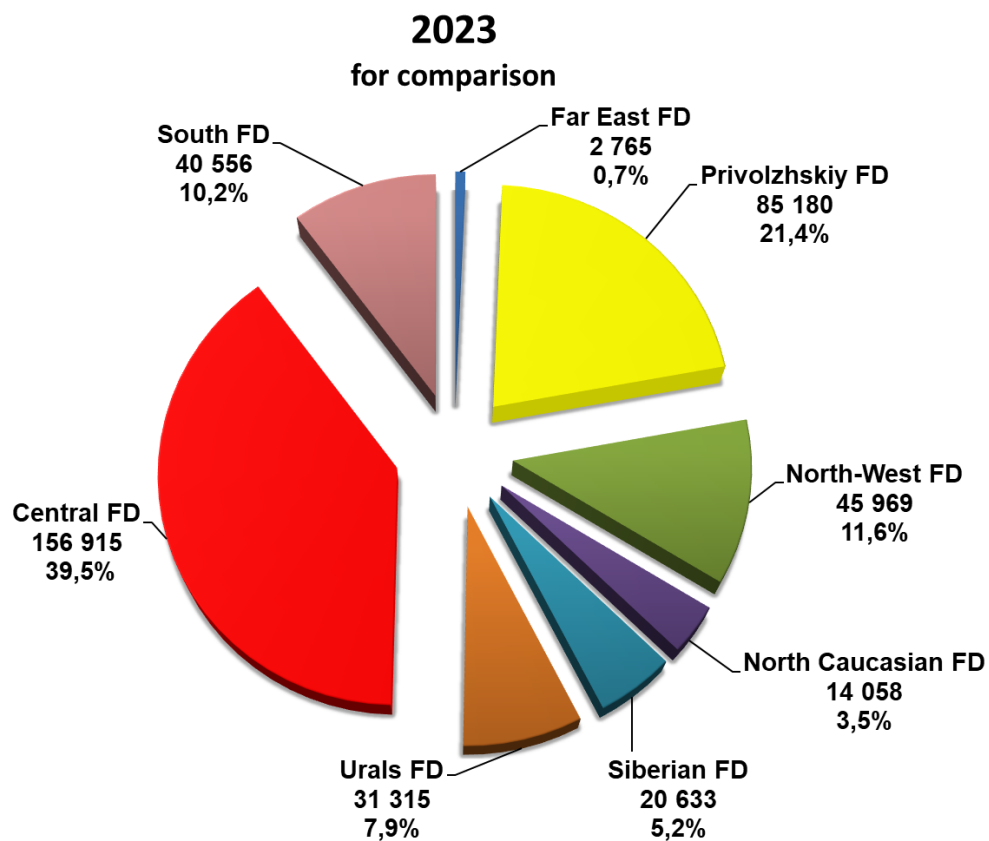
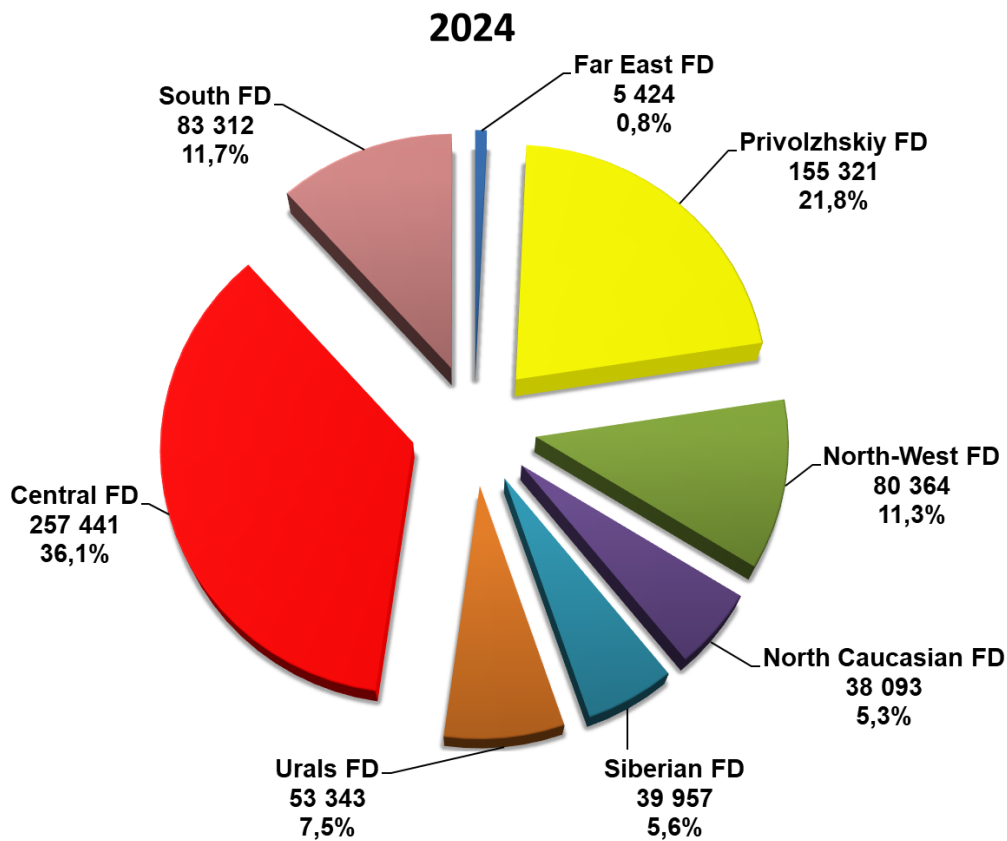
712 units **435,3%**





PASSENGER CARS

Structure of new car sales in Russia in 6 months 2024 by Federal District





LIGHT COMMERCIAL VEHICLES

Sales of new light commercial vehicles in Russia Including light trucks (N1 category) and minibuses (M2 category) in June and 6 months 2024 by brand (without pickups)

Brand	June 2024	June 2023	6 months 2024	6 months 2023	Change June 2024 vs 2023, %	Change 6 months 2024 vs 2023, %
GAZ	4 499	4 547	27 109	22 511	-1,1	20,4
UAZ	1 420	1 244	8 956	7 007	14,1	27,8
SOLLERS	929	510	4 348	1 426	82,2	204,9
LADA	567	282	2 747	1 958	101,1	40,3
DONGFENG	191	35	940	145	445,7	548,3
MERCEDES	111	130	621	753	-14,6	-17,5
KAMAZ	141	0	503	0		
FORD	61	92	405	1 159	-33,7	-65,1
FOTON	68	0	325	0		
VOLKSWAGEN	23	70	210	383	-67,1	-45,2
PEUGEOT	51	19	150	274	168,4	-45,3
HONGQI	19	0	143	0		
CHANGAN	15	0	141	2		6 950,0
IVECO	27	25	132	134	8,0	-1,5
FIAT	17	45	108	169	-62,2	-36,1
KIA	14	31	89	146	-54,8	-39,0
RENAULT	23	12	83	57	91,7	45,6
SUZUKI	13	42	83	195	-69,0	-57,4
CITROEN	10	8	79	168	25,0	-53,0
JAC	17	34	60	53	-50,0	13,2
BAW	10	1	49	40	900,0	22,5
TOYOTA	4	11	35	69	-63,6	-49,3
HYUNDAI	2	14	29	68	-85,7	-57,4
MAXUS	2	0	20	0		
OPEL	1	3	14	58	-66,7	-75,9
WULING	2	2	14	3	0,0	366,7
FORTHING	5	0	8	2		300,0
DFSK	0	0	7	0		
MAZ	2	0	5	3		66,7
FARIZON	0	0	4	0		
NISSAN	2	1	4	8	100,0	-50,0
SHINERAY	1	0	4	0		
GMC	0	0	3	0		
JINBEI	1	0	3	0		
MITSUBISHI	0	2	3	12	-100,0	-75,0
EVM	0	2	2	4	-100,0	-50,0
SAIC-GM-WULING	0	0	2	0		
BRILLIANCE	0	0	1	0		
CHERY	0	0	1	0		
CHUSHENG	0	0	1	0		
DAIHATSU	0	0	1	1		0,0



LIGHT COMMERCIAL VEHICLES

Brand	June 2024	June 2023	6 months 2024	6 months 2023	Change June 2024 vs 2023, %	Change 6 months 2024 vs 2023, %
JENHOO	0	0	1	0		
KAMAG	0	0	1	0		
LANDWIND JIANGLING - JMC	0	0	1	0		
RUIYASHENG	0	0	1	0		
LDV	0	0	0	4		-100,0
MAN	0	1	0	1	-100,0	-100,0
SKYWELL	0	0	0	1		-100,0
TOTAL	8 248	7 163	47 446	36 814	15,1	28,9
TOTAL Russian brands	7 556	6 585	43 665	32 906	14,7	32,7
TOTAL foreign brands	692	578	3 781	3 908	19,7	-3,2

Sales of new electric light commercial vehicles (BEV) in Russia in June and 6 months 2024 by brand (without pickups)

Brand / electric LCV	June 2024	June 2023	6 months 2024	6 months 2023	Change June 2024 vs 2023, %	Change 6 months 2024 vs 2023, %
MERCEDES	1	2	9	11	-50,0	-18,2
GAZ	1	0	3	1		200,0
MAXUS	2	0	3	0		
FARIZON	0	0	3	0		
EVM	0	2	2	3	-100,0	-33,3
DONGFENG	0	0	1	0		
CHANGAN	0	0	1	0		
DFSK	0	0	1	0		
JENHOO	0	0	1	0		
CHERY	0	0	1	0		
UAZ	0	1	0	3	-100,0	-100,0
FORD	0	0	0	1		-100,0
WULING	0	1	0	2	-100,0	-100,0
LDV	0	0	0	3		-100,0
SKYWELL	0	0	0	1		-100,0
TOTAL	4	6	25	25	-33,3	0,0
TOTAL Russian brands	1	3	5	7	-66,7	-28,6
TOTAL foreign brands	3	3	20	18	0,0	11,1



LIGHT COMMERCIAL VEHICLES

Top 25 model ranking of new LCV sales including light trucks (N1 category) and minibuses (M2 category) in Russia, in June and 6 months 2024 (without pickups)

Rank	Model	Brand	June 2024	June 2023	6 months 2024	6 months 2023	Change June 2024 vs 2023, %	Change 6 months 2024 vs 2023, %
1	GAZelle NEXT	GAZ	2 642	3 015	16 054	13 926	-12,4	15,3
2	3909	UAZ	630	474	3 940	2 842	32,9	38,6
3	3302 GAZelle	GAZ	672	650	3 761	2 995	3,4	25,6
4	ATLANT	SOLLERS	747	419	3 427	1 230	78,3	178,6
5	2752 SOBOL	GAZ	427	397	2 957	2 406	7,6	22,9
6	2349 WIS	LADA	495	237	2 504	1 457	108,9	71,9
7	PROFI	UAZ	423	412	2 408	1 787	2,7	34,8
8	2206	UAZ	127	118	1 069	744	7,6	43,7
9	3221 GAZelle	GAZ	243	124	1 047	739	96,0	41,7
10	2310 SOBOL	GAZ	142	144	953	892	-1,4	6,8
11	ARGO	SOLLERS	182	91	921	196	100,0	369,9
12	SOBOL NN	GAZ	145	20	864	399	625,0	116,5
13	CAPTAIN T	DONGFENG	115	35	657	145	228,6	353,1
14	3741	UAZ	91	80	587	526	13,8	11,6
15	2217 SOBOL	GAZ	82	94	513	605	-12,8	-15,2
16	3962	UAZ	105	105	507	586	0,0	-13,5
17	KOMPAS 5 4X2	KAMAZ	141	0	503	0		
18	V-CLASS	MERCEDES	84	99	468	566	-15,2	-17,3
19	GAZelle NN	GAZ	58	3	416	187	1 833,3	122,5
20	2705 GAZelle	GAZ	48	100	404	361	-52,0	11,9
21	TRANSIT	FORD	61	87	398	1 147	-29,9	-65,3
22	TOANO	FOTON	68	0	325	0		
23	K33-561	DONGFENG	68	0	271	0		
24	2346 WIS	LADA	64	17	232	77	276,5	201,3
25	3303	UAZ	28	32	186	185	-12,5	0,5

6 months 2024

GAZelle NEXT

16 054 units **15,3%**

UAZ 3909

3 940 units **38,6%**

GAZelle 3302

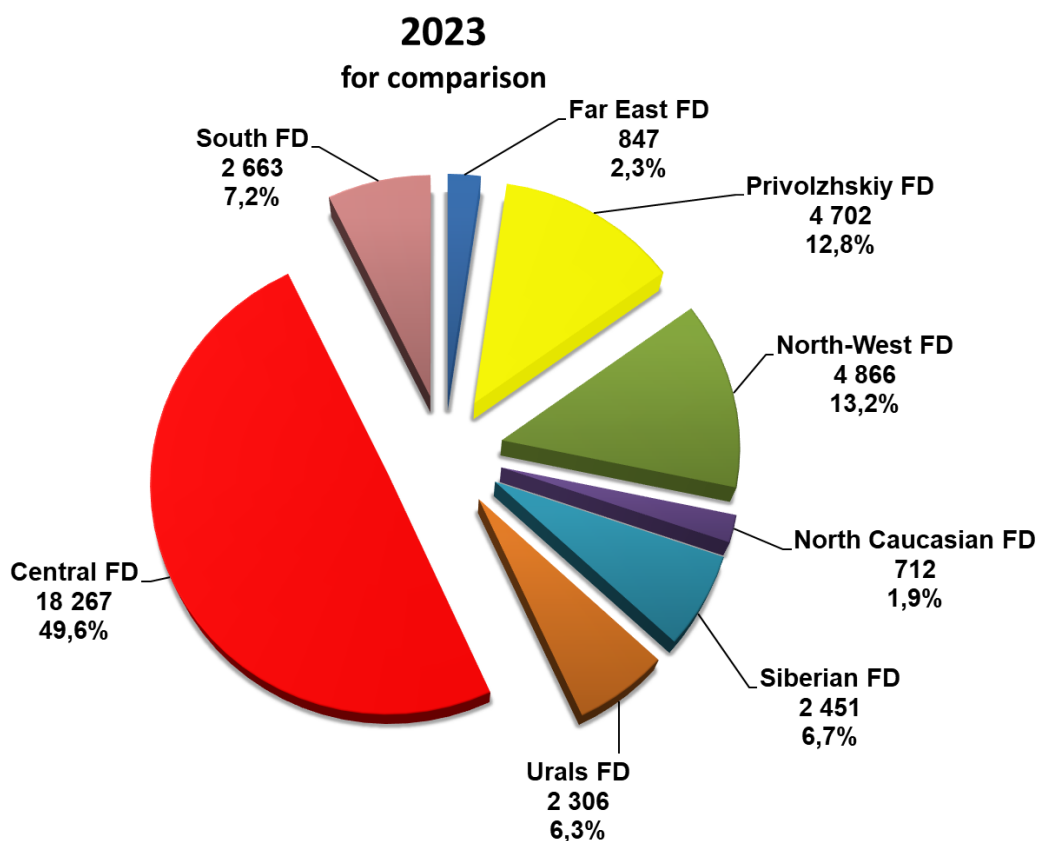
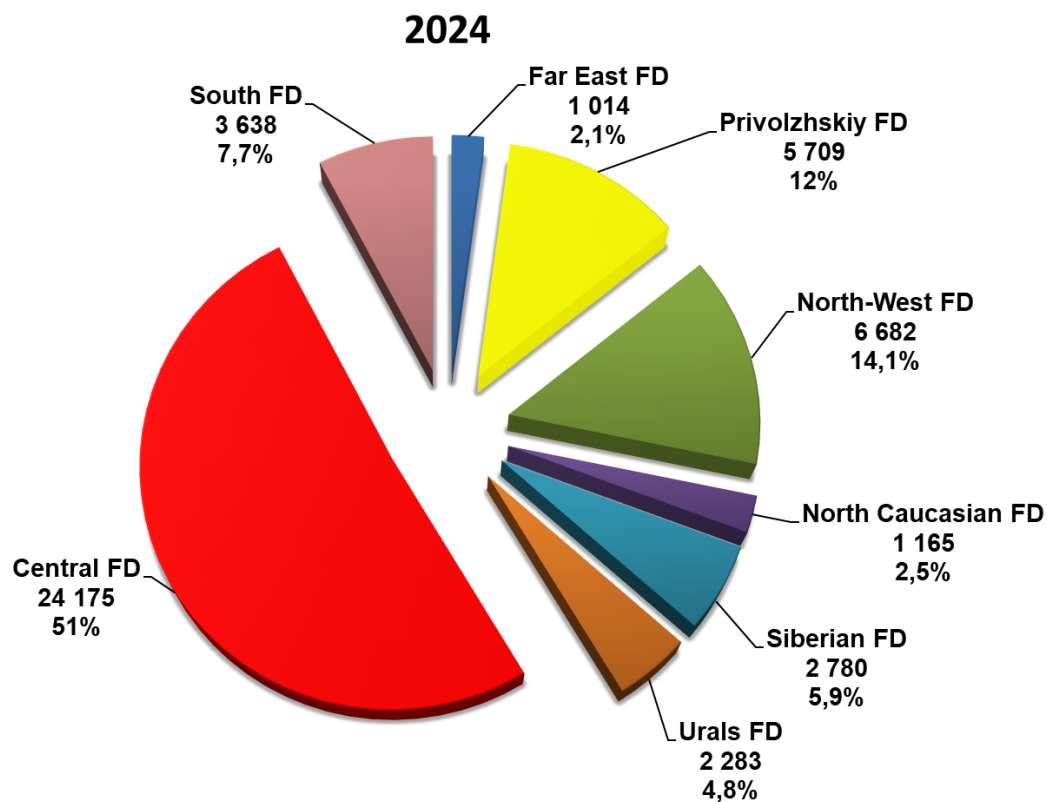
3 761 units **25,6%**





LIGHT COMMERCIAL VEHICLES

Structure of new LCV sales including light trucks (N1 category) and minibuses (M2 category) in Russia in 6 months 2024 by Federal District

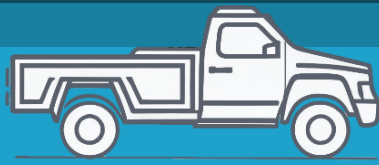




PICKUPS

Sales of new pickups in Russia in June and 6 months 2024 by brand

Brand	June 2024	June 2023	6 months 2024	6 months 2023	Change June 2024 vs 2023, %	Change 6 months 2024 vs 2023, %
GREAT WALL	518	453	3 604	2 053	14,3	75,5
UAZ	348	241	1 970	1 385	44,4	42,2
JAC	390	143	1 952	467	172,7	318,0
SOLLERS	259	0	1 091	0		
CHANGAN	255	0	928	0		
RAM	129	171	883	768	-24,6	15,0
MITSUBISHI	78	171	583	855	-54,4	-31,8
TOYOTA	71	148	479	899	-52,0	-46,7
FOTON	59	1	260	2	5 800,0	12 900,0
DONGFENG	45	30	243	271	50,0	-10,3
ISUZU	27	5	118	17	440,0	594,1
FORD	15	18	110	102	-16,7	7,8
LANDWIND JIANGLING - JMC	8	0	47	0		
GMC	1	6	28	26	-83,3	7,7
VOLKSWAGEN	3	0	17	0		
GEELY	4	0	15	0		
CHEVROLET	1	2	10	10	-50,0	0,0
NISSAN	1	0	10	0		
JEEP	3	3	9	21	0,0	-57,1
HYUNDAI	1	1	8	3	0,0	166,7
MAXUS	1	0	8	0		
HUANGHAI	0	0	7	0		
TESLA	2	0	2	0		
KAICENE	0	0	1	1		0,0
LADA	0	0	1	0		
RIVIAN	1	0	1	1		0,0
VGX	0	0	1	0		
TOTAL	2 220	1 393	12 386	6 881	59,4	80,0
TOTAL Russian brands	607	241	3 062	1 385	151,9	121,1
TOTAL foreign brands	1 613	1 152	9 324	5 496	40,0	69,7



PICKUPS

Top 15 model ranking of new pickup sales in Russia in June and 6 months 2024

Rank	Model	Brand	June 2024	June 2023	6 months 2024	6 months 2023	Change June 2024 vs 2023, %	Change 6 months 2024 vs 2023, %
1	POER KINGKONG	GREAT WALL	507	0	3 145	0		
2	2363 PICKUP	UAZ	348	241	1 970	1 385	44,4	42,2
3	T8 PRO	JAC	255	0	1 265	3		42 066,7
4	ST6	SOLLERS	259	0	1 091	0		
5	HUNTER PLUS	CHANGAN	255	0	916	0		
6	RAM	PICKUP	129	171	883	768	-24,6	15,0
7	L200	MITSUBISHI	78	171	583	855	-54,4	-31,8
8	POER	GREAT WALL	7	425	435	1 483	-98,4	-70,7
9	HILUX	TOYOTA	55	130	387	765	-57,7	-49,4
10	T6	JAC	22	141	321	458	-84,4	-29,9
11	T9 HUNTER	JAC	113	0	299	0		
12	TUNLAND	FOTON	59	1	260	2	5 800,0	12 900,0
13	RICH	DONGFENG	45	30	241	31	50,0	677,4
14	D-MAX	ISUZU	27	5	118	17	440,0	594,1
15	TUNDRA	TOYOTA	15	16	87	122	-6,2	-28,7

6 months 2024

GREAT WALL POER KINGKONG

3 145 units **NEW**

UAZ 2363 PICKUP
1 970 units **42,2%**



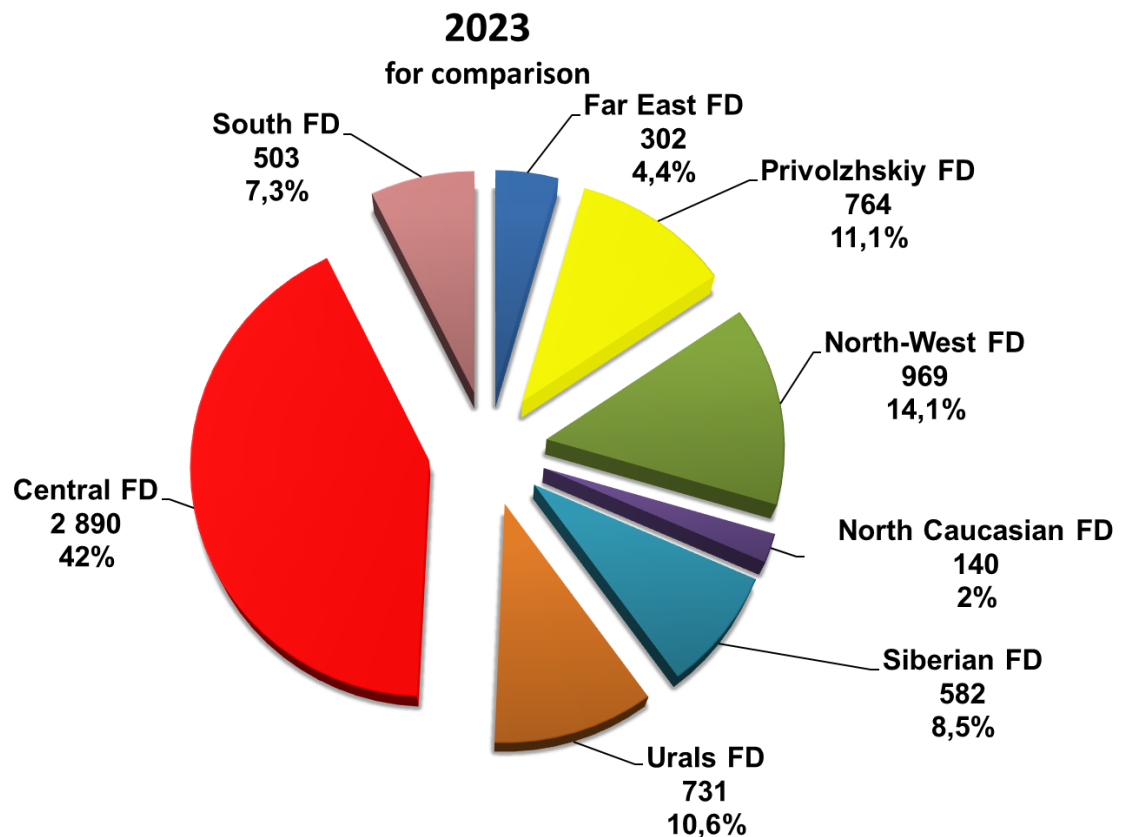
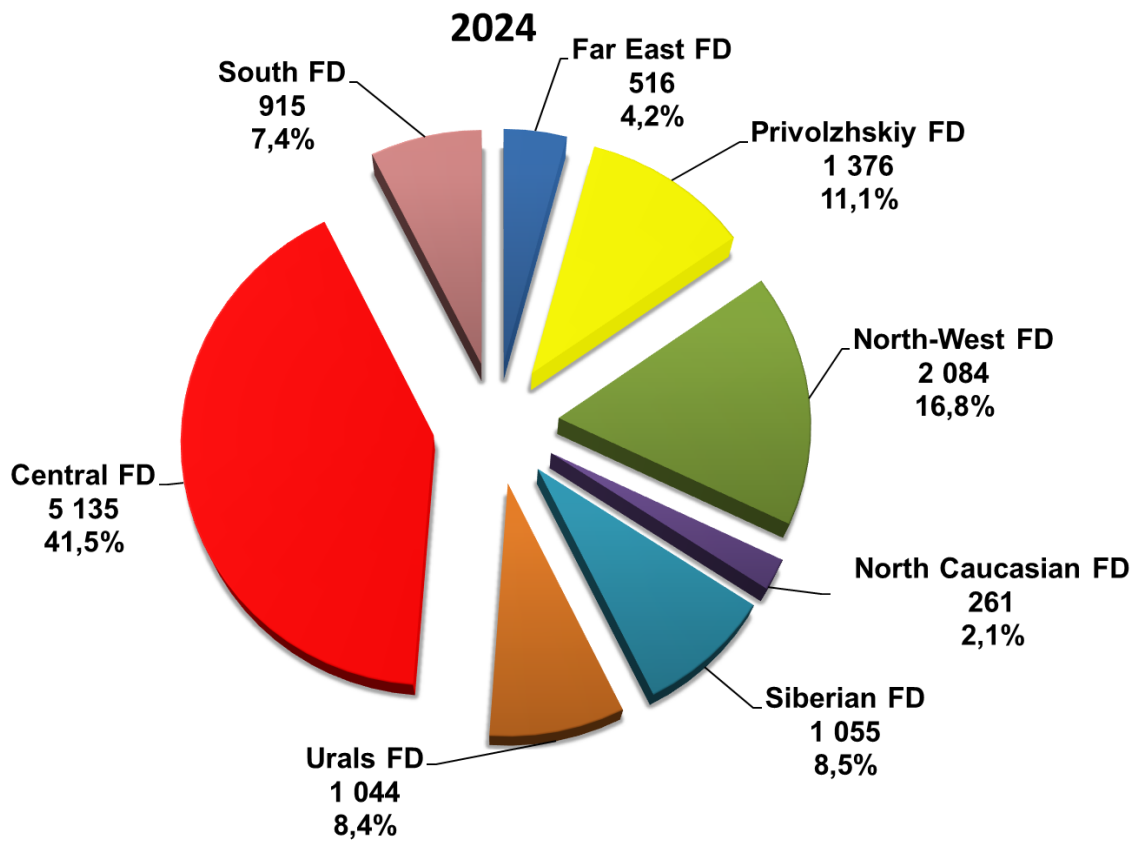
JAC T8 PRO
1 265 units **42066,7%**





PICKUPS

Structure of sales of new pickups in Russia in 6 months 2024 by Federal District



OUR CONTACTS



ASM Holding, OAO

21/5, Entrance 6, Kuznetsky Most Street, Moscow 107031

Contract Department, tel.: +7 495 626 0944

e-mail: inf@asm-holding.ru

Head of Market Research Centre – **VASILY SEIN**

e-mail: vasein@asm-holding.ru

Telegram: [@marketASM](https://www.instagram.com/marketASM)

Project Manager – **ALEXANDER STERLIKOV**

Mobile: +7 905 747 2431

e-mail: sterlikov@asm-holding.ru

Website: www.asm-holding.ru

Telegram: [@ASMHOLDING](https://www.instagram.com/ASMHOLDING)

Vkontakte: [oaoasmholding](https://vk.com/oaoasmholding)



Association of Russian Automakers (OAR)

8, Novovladykinsky Proezd, bldg. 5, POB 81, Moscow 127106

Tel.: +7 495 739 7095

e-mail: info_oar@mail.ru

Adviser for International Cooperation – **YURI KRAVTSOV**

e-mail: kravtsov_oar@mail.ru

Website: www.oar-info.ru