



## PRESS-RELEASE

11 JUNE 2024

### AUTOMOBILE MARKET OF RUSSIA IN MAY AND JANUARY-MAY 2024 TRUCKS AND BUSES

In May and in January-May 2024, sales of new trucks and buses in Russia showed the following results\*:

- Trucks (except light trucks, N1 category) including special-purpose vehicles – 9 550 units in May 2024, down 15.1% YOY; 50 586 units in January-May 2024, up 1.4% YOY.
- Buses and coaches (except minibuses, M2 category) – 1 307 units in May 2024, down 16.4% YOY; 8 788 units in January-May 2024, up 21.3%. Among them – electric buses: 46 units in May 2024, up 64.3% YOY; 409 units in January-May 2024, up 1 263.3% YOY.

\* without sales to military, law enforcement and diplomatic agencies in RF

**MIMS**  
**automobility**  
**MOSCOW**  
our partners

#### COMMENT:

Alexander Kovrigin, Deputy Managing Director of ASM Holding, commented:

Sales of trucks on the Russian market decreased by 15.1% in May 2024 while they grew by 1.4% year-to-date. We forecast annual sales in this segment through 2024 on the high level reached in 2023 for account of the Chinese-branded trucks.

We have noted a fall of bus sales by 16.4% in May 2024, however the sales grew by 21.3% in the first 5 months of the year. We expect that the annual bus sales in Russia will grow in 2024 by 10-15% as compared with the result of 2023.

#### OUR CONTACTS:

**ASM Holding, OAO**

21/5, Kuznetsky Most St., 107031, Moscow, Russia

Tel: +7 (495) 625-51-79, +7 (495) 626-04-71

e-mail: [inf@asm-holding.ru](mailto:inf@asm-holding.ru)

**Association of Russian Automakers (OAR)**

8, Novovladykinsky Proezd, bldg 5, POB 81, 127106, Moscow, Russia

Tel: +7 (495) 739 70 95

e-mail: [info\\_oar@mail.ru](mailto:info_oar@mail.ru)



Developed by specialists of  
AVTOSTAT-INFO



# TRUCKS

## Sales of new trucks in Russia in May and 5 months 2024 by brand, inclusive of special-purpose vehicles

Brand	May 2024	May 2023	5 months 2024	5 months 2023	Change May 2024 vs 2023, %	Change 5 months 2024 vs 2023, %
KAMAZ	1 812	2 853	9 014	12 727	-36,5	-29,2
SITRAK	1 260	2 079	8 646	8 219	-39,4	5,2
SHAANXI	1 087	1 434	6 084	6 635	-24,2	-8,3
FAW	976	1 041	5 046	4 492	-6,2	12,3
DONGFENG	700	282	3 234	749	148,2	331,8
GAZ	598	531	3 040	2 621	12,6	16,0
MAZ	451	521	2 329	2 521	-13,4	-7,6
HOWO	511	620	2 086	3 060	-17,6	-31,8
JAC	412	261	1 764	1 274	57,9	38,5
FOTON	316	402	1 744	1 441	-21,4	21,0
URAL	290	245	1 591	1 385	18,4	14,9
MERCEDES	207	68	1 311	415	204,4	215,9
SANY	224	60	1 147	294	273,3	290,1
ISUZU	124	38	567	259	226,3	118,9
ZOOMLION	100	83	389	371	20,5	4,9
VOLVO	88	108	366	318	-18,5	15,1
HONGYAN	54	118	319	563	-54,2	-43,3
XU GONG	63	78	287	410	-19,2	-30,0
MAN	26	67	223	361	-61,2	-38,2
DAF	28	82	192	260	-65,9	-26,2
AMT	7	19	164	126	-63,2	30,2
DAEWOO	24	71	163	333	-66,2	-51,1
SCANIA	33	26	162	184	26,9	-12,0
DAYUN	15	22	108	76	-31,8	42,1
HYUNDAI	24	33	98	305	-27,3	-67,9
HINO	15	3	81	68	400,0	19,1
VALDAI	22	0	81	0		
BEIBEN	6	0	72	0		
BEIFANG BENCHI	12	18	50	20	-33,3	150,0
FUSO	9	19	33	81	-52,6	-59,3
AVIA	18	0	31	0		
RENAULT	4	20	22	52	-80,0	-57,7
FORD	1	11	21	66	-90,9	-68,2
LIUGONG	7	0	21	0		
ZIL	1	5	15	8	-80,0	87,5
NEFAZ	1	4	11	28	-75,0	-60,7
SDAC	2	0	11	0		
QINGLING	7	0	9	0		
CHENGLIWEI	1	0	8	0		
IVECO	0	6	8	103	-100,0	-92,2
C&C	7	0	7	0		
MAZ MAN	1	10	7	33	-90,0	-78,8



# TRUCKS

Brand	May 2024	May 2023	5 months 2024	5 months 2023	Change May 2024 vs 2023, %	Change 5 months 2024 vs 2023, %
MZKT	2	0	7	0		
BAW	1	0	5	0		
TATRA	0	0	4	6		-33,3
FARIZON	0	0	2	0		
BMZ	1	0	1	0		
CAMC	1	0	1	0		
CHUSHENG	0	0	1	0		
HUBEU	1	0	1	0		
KOLUMAN	0	0	1	1		0,0
LANDWIND JIANGLING - JMC	0	0	1	0		
AMUR	0	2	0	4	-100,0	-100,0
BURAN	0	0	0	2		-100,0
FENGCHUEN	0	0	0	1		-100,0
KIA	0	0	0	1		-100,0
LIEBHERR	0	3	0	12	-100,0	-100,0
YUEJIN	0	0	0	1		-100,0
<b>TOTAL</b>	<b>9 550</b>	<b>11 243</b>	<b>50 586</b>	<b>49 886</b>	<b>-15,1</b>	<b>1,4</b>
<b>TOTAL Russian brands</b>	<b>2 732</b>	<b>3 659</b>	<b>13 917</b>	<b>16 901</b>	<b>-25,3</b>	<b>-17,7</b>
<b>TOTAL foreign brands</b>	<b>6 818</b>	<b>7 584</b>	<b>36 669</b>	<b>32 985</b>	<b>-10,1</b>	<b>11,2</b>

## Sales of new trucks in Russia in May and 5 months 2024 by type

Type	May 2024	May 2023	5 months 2024	5 months 2023	Market share May 2024, %	Market share May 2023, %	Market share 5 months 2024, %	Market share 5 months 2023, %
Other special equipment	3 663	4 161	18 004	20 346	38,4	37,0	35,6	40,8
Truck-tractor	2 225	2 720	13 924	9 588	23,3	24,2	27,5	19,2
Other truck types	1 359	1 178	6 585	4 676	14,2	10,5	13,0	9,4
Dump truck	719	1 856	4 337	9 424	7,5	16,5	8,6	18,9
Drop-side flat bed	753	598	3 734	2 536	7,9	5,3	7,4	5,1
Refrigerator	357	279	1 204	1 193	3,7	2,5	2,4	2,4
Van	223	175	1 363	709	2,3	1,6	2,7	1,4
Autocrane	133	170	789	834	1,4	1,5	1,6	1,7
Tanker	85	80	481	417	0,9	0,7	1,0	0,8
Mobile repair shop	28	10	91	94	0,3	0,1	0,2	0,2
Refueler	4	11	67	46	0,0	0,1	0,1	0,1
Autoloader	1	3	3	4	0,0	0,0	0,0	0,0
Other	0	1	4	18	0,0	0,0	0,0	0,0
Ambulances	0	1	0	1	0,0	0,0	0,0	0,0
<b>TOTAL</b>	<b>9 550</b>	<b>11 243</b>	<b>50 586</b>	<b>49 886</b>	<b>100,0</b>	<b>100,0</b>	<b>100,0</b>	<b>100,0</b>



# TRUCKS

## Top 25 model ranking of new truck sales in Russia in May and 5 months 2024

Rank	Model	Brand	May 2024	May 2023	5 months 2024	5 months 2023	Change May 2024 vs 2023, %	Change 5 months 2024 vs 2023, %
1	C7H 4X2	SITRAK	839	1 722	6 047	5 993	-51,3	0,9
2	GAZON NEXT	GAZ	478	420	2 418	2 114	13,8	14,4
3	J6 6X4	FAW	411	370	2 174	3 033	11,1	-28,3
4	DFH-SERIES	DONGFENG	509	265	2 073	714	92,1	190,3
5	43118 6X6	KAMAZ	352	568	2 042	3 060	-38,0	-33,3
6	J7 4X2	FAW	382	0	1 920	0		
7	C7H 6X4	SITRAK	310	105	1 903	845	195,2	125,2
8	SX 331 8X4	SHAANXI	352	525	1 859	2 674	-33,0	-30,5
9	SX 325 6X4	SHAANXI	319	551	1 686	2 521	-42,1	-33,1
10	5490 4X2	KAMAZ	415	361	1 433	1 193	15,0	20,1
11	65115 6X4	KAMAZ	281	593	1 366	2 360	-52,6	-42,1
12	SX 425 6X4	SHAANXI	167	248	1 299	1 017	-32,7	27,7
13	ACTROS	MERCEDES	201	63	1 295	358	219,0	261,7
14	AUMAN	FOTON	198	355	1 167	1 303	-44,2	-10,4
15	4320 6X6	URAL	168	118	1 047	753	42,4	39,0
16	SX 418 4X2	SHAANXI	157	75	906	211	109,3	329,4
17	DFA-SERIES	DONGFENG	152	0	798	0		
18	HFC-SERIES	JAC	43	156	697	712	-72,4	-2,1
19	C7H 8X4	SITRAK	111	252	682	1 381	-56,0	-50,6
20	6312 6X4	MAZ	126	99	585	438	27,3	33,6
21	T5G 8X4	HOWO	80	0	557	0		
22	KOMPAS 12 4X2	KAMAZ	40	73	550	199	-45,2	176,4
23	5340 4X2	MAZ	102	40	548	262	155,0	109,2
24	4308 4X2	KAMAZ	193	76	546	363	153,9	50,4
25	T5G 6X4	HOWO	91	393	525	2 000	-76,8	-73,8

### 5 months 2024

SITRAK C7H 4X2  
6 047 units **0,9%**

GAZ GAZON NEXT  
2 418 units **14,4%**

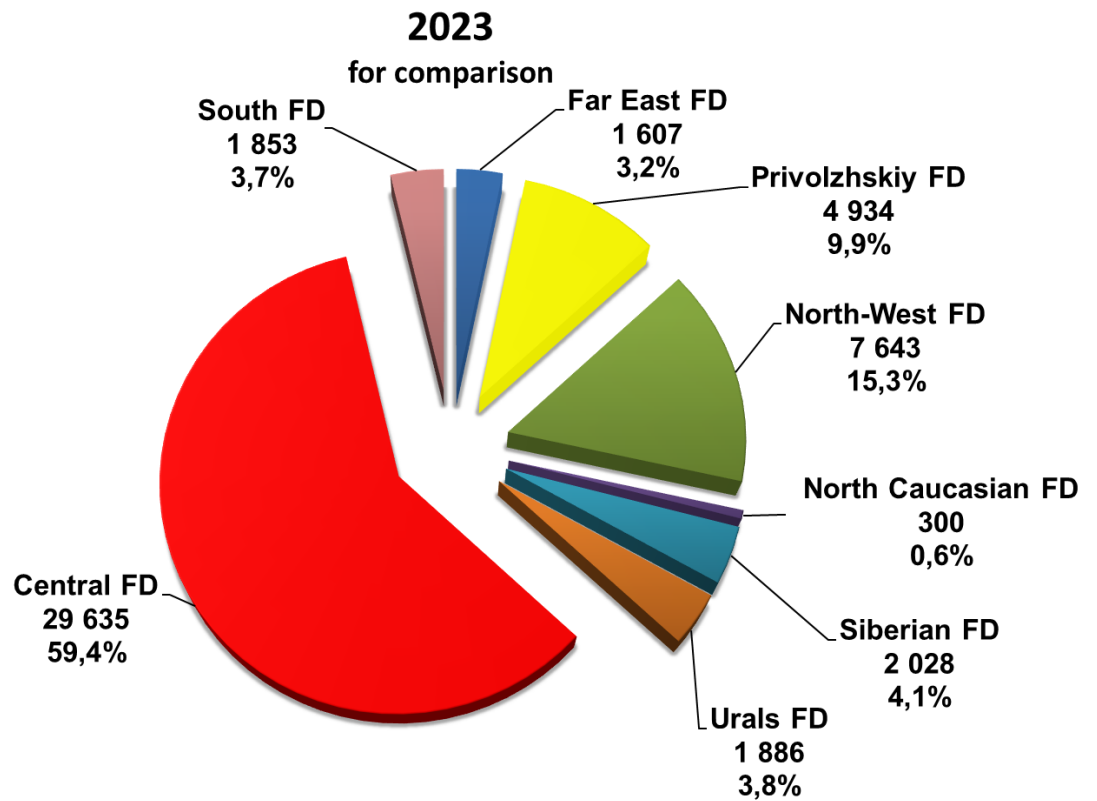
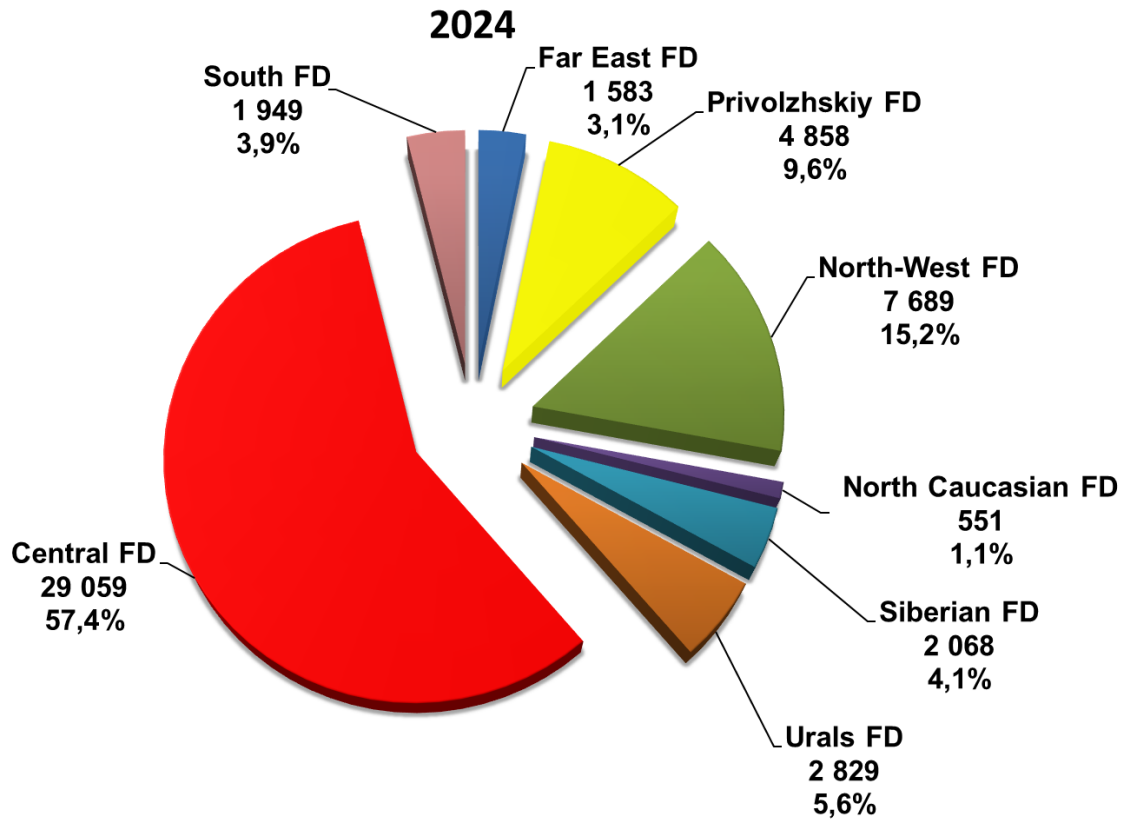
FAW J6 6X4  
2 174 units **-28,3%**





# TRUCKS

## Structure of sales of new truck in Russia in 5 months 2024 by Federal District





# BUSES

## Sales of new buses in Russia in May and 5 months 2024 by brand

Brand	May 2024	May 2023	5 months 2024	5 months 2023	Change May 2024 vs 2023, %	Change 5 months 2024 vs 2023, %
PAZ	587	480	4 062	3 046	22,3	33,4
LIAZ	165	231	1 071	982	-28,6	9,1
YUTONG	198	153	867	568	29,4	52,6
NEFAZ	57	206	795	756	-72,3	5,2
VOLZHANIN	82	61	423	370	34,4	14,3
MAZ	8	159	280	525	-95,0	-46,7
KAVZ	39	24	259	135	62,5	91,9
HIGER	38	65	248	281	-41,5	-11,7
KAMAZ	37	24	202	25	54,2	708,0
SIMAZ	23	5	111	88	360,0	26,1
LOTOS	6	16	106	105	-62,5	1,0
GOLDEN DRAGON	23	1	83	9	2 200,0	822,2
URAL	16	19	81	50	-15,8	62,0
ZHONGTONG	18	48	81	121	-62,5	-33,1
KING LONG (KLM)	6	14	42	51	-57,1	-17,6
JAC	2	51	27	113	-96,1	-76,1
SAZ	0	0	25	2		1 150,0
BKM	0	0	11	0		
NEMAN	2	0	10	0		
FOTON	0	0	2	1		100,0
ASIASTAR	0	0	1	0		
TOYOTA	0	0	1	1		0,0
ANKAI	0	3	0	6	-100,0	-100,0
MAN	0	2	0	4	-100,0	-100,0
SETRA	0	0	0	1		-100,0
SIRIUS	0	0	0	1		-100,0
TRANS ALFA	0	1	0	1	-100,0	-100,0
<b>TOTAL</b>	<b>1 307</b>	<b>1 563</b>	<b>8 788</b>	<b>7 242</b>	<b>-16,4</b>	<b>21,3</b>
<b>TOTAL Russian brands</b>	<b>1 012</b>	<b>1 067</b>	<b>7 110</b>	<b>5 559</b>	<b>-5,2</b>	<b>27,9</b>
<b>TOTAL foreign brands</b>	<b>295</b>	<b>496</b>	<b>1 678</b>	<b>1 683</b>	<b>-40,5</b>	<b>-0,3</b>



# BUSES

## Sales of new electric buses in Russia in May and 5 months 2024 by brand

Brand / electric buses	May 2024	May 2023	5 months 2024	5 months 2023	Change May 2024 vs 2023, %	Change 5 months 2024 vs 2023, %
KAMAZ	37	24	202	25	54,2	708,0
LIAZ	9	0	101	0		
NEFAZ	0	0	73	0		
VOLZHANIN	0	3	22	3	-100,0	633,3
BKM	0	0	11	0		
SIRIUS	0	0	0	1		-100,0
TRANS ALFA	0	1	0	1	-100,0	-100,0
<b>TOTAL</b>	<b>46</b>	<b>28</b>	<b>409</b>	<b>30</b>	<b>64,3</b>	<b>1263,3</b>
<b>TOTAL Russian brands</b>	<b>46</b>	<b>28</b>	<b>398</b>	<b>30</b>	<b>64,3</b>	<b>1226,7</b>
<b>TOTAL foreign brands</b>	<b>0</b>	<b>0</b>	<b>11</b>	<b>0</b>		



# BUSES

## Top 25 model ranking of new bus sales in May and 5 months 2024

Rank	Model	Brand	May 2024	May 2023	5 months 2024	5 months 2023	Change May 2024 vs 2023, %	Change 5 months 2024 vs 2023, %
1	VECTOR NEXT	PAZ	323	240	1 745	860	34,6	102,9
2	3205	PAZ	168	134	1 394	1 255	25,4	11,1
3	4234	PAZ	90	87	817	713	3,4	14,6
4	5299, 5297 4X2	NEFAZ, KAMAZ	40	174	720	642	-77,0	12,1
5	CITYMAX 12	LIAZ	156	0	462	0		
6	6127	YUTONG	74	25	349	59	196,0	491,5
7	5292	LIAZ	0	75	336	482	-100,0	-30,3
8	6122	YUTONG	62	2	272	53	3 000,0	413,2
9	VOLGABUS 4298	VOLZHANIN	53	47	210	221	12,8	-5,0
10	6282	KAMAZ	37	24	202	25	54,2	708,0
11	4292	LIAZ	9	156	191	495	-94,2	-61,4
12	4238	KAVZ	33	18	129	91	83,3	41,8
13	KLQ 6129	HIGER	16	27	112	80	-40,7	40,0
14	2258	SIMAZ	23	5	111	88	360,0	26,1
15	105	LOTOS	6	16	106	105	-62,5	1,0
16	6938	YUTONG	14	36	89	103	-61,1	-13,6
17	203	MAZ	2	36	88	162	-94,4	-45,7
18	VOLGABUS CITYRHYTHM	VOLZHANIN	29	0	83	0		
19	3255 4320 6X6	URAL	16	19	81	50	-15,8	62,0
20	LCK-SERIES	ZHONGTONG	18	48	81	121	-62,5	-33,1
21	CITYMAX 9	PAZ	2	0	79	0		
22	21512169	MAZ	0	0	73	0		
23	XML	GOLDEN DRAGON	20	1	70	9	1 900,0	677,8
24	6899	YUTONG	26	22	70	31	18,2	125,8
25	4270	KAVZ	6	1	66	1	500,0	6 500,0

### 5 months 2024

PAZ VECTOR NEXT

1 745 units **102,9%**

PAZ 3205

1 394 units **11,1%**



PAZ 4234

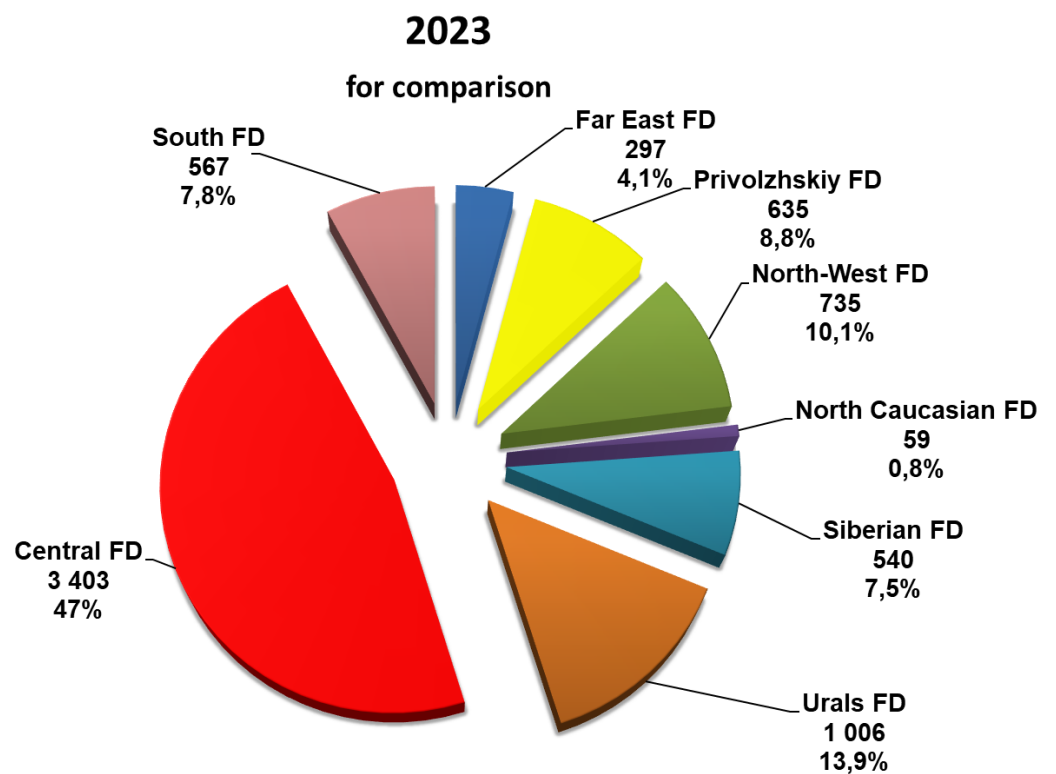
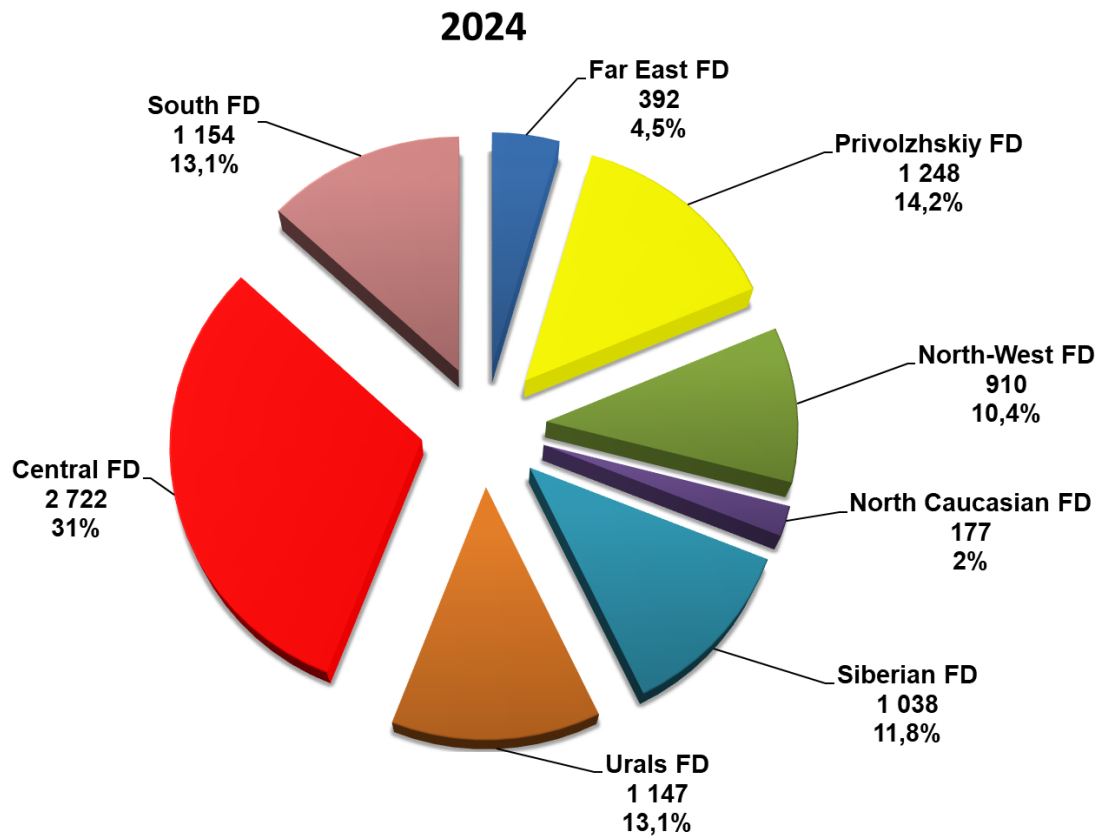
817 units **14,6%**





# BUSES

## Structure of new bus sales in Russia in 5 months 2024 by Federal District



# OUR CONTACTS



## **ASM Holding, OAO**

21/5, Entrance 6, Kuznetsky Most Street, Moscow 107031

Contract Department, tel.: +7 495 626 0944

e-mail: [inf@asm-holding.ru](mailto:inf@asm-holding.ru)

Head of Market Research Centre – **VASILY SEIN**

e-mail: [vasein@asm-holding.ru](mailto:vasein@asm-holding.ru)

Telegram: [@marketASM](https://www.instagram.com/@marketASM)

Project Manager – **ALEXANDER STERLIKOV**

Mobile: +7 905 747 2431

e-mail: [sterlikov@asm-holding.ru](mailto:sterlikov@asm-holding.ru)



Website: [www.asm-holding.ru](http://www.asm-holding.ru)

Telegram: [@ASMHOLDING](https://www.instagram.com/@ASMHOLDING)

Vkontakte: [oaoasmholding](https://vk.com/oaoasmholding)



## **Association of Russian Automakers (OAR)**

8, Novovladykinsky Proezd, bldg. 5, POB 81, Moscow 127106

Tel.: +7 495 739 7095

e-mail: [info\\_oar@mail.ru](mailto:info_oar@mail.ru)

Adviser for International Cooperation – **YURI KRAVTSOV**

e-mail: [kravtsov\\_oar@mail.ru](mailto:kravtsov_oar@mail.ru)

Website: [www.oar-info.ru](http://www.oar-info.ru)