



PRESS-RELEASE

11 JUNE 2024

AUTOMOBILE MARKET OF RUSSIA IN MAY AND JANUARY-MAY 2024 PASSENGER CARS, LIGHT COMMERCIAL VEHICLES AND PICKUPS

In May 2024, sales of new passenger cars, light commercial vehicles and pickups in Russia grew by 71.1% year-on-year to 134 657 vehicles. In January-May 2024, the total sales were 640 187 vehicles, up 82.1% year-on-year.*

Sales results by type of motor vehicles:

- Passenger cars – 125 200 units in May 2024, up 76.7% YOY; 590 836 units in January-May 2024, up 86.8%. Among them electric vehicles (BEV) – 1 107 units in May 2024, up 24.9% YOY; 9 523 units in January-May 2024, up 180.5% YOY.
- Light commercial vehicles including light trucks (N1 category, without pickups) and minibuses (M2 category) – 7 406 units in May 2024, up 11.3% YOY; 39 185 units in January-May 2024, up 32.2% YOY. Among them electric vehicles (BEV) – 9 units in May 2024, up 200.0% YOY; 21 units in January-May 2024, 0% YOY.
- Pickups – 2 051 units in May 2024, up 71.5%; 10 166 units in January-May 2024, up 85.2% YOY.

* without sales to military, law enforcement and diplomatic agencies in RF

COMMENT:

MIMS
automobility
MOSCOW

our partners

Alexander Kovrigin, Deputy Managing Director of ASM Holding, commented:

Sales of passenger cars on the Russian market grew by 76.7% in May 2024 and by 86.8% in the first 5 months of the year. We expect annual growth of car sales in 2024 by 30-35% over the 2023 result to reach 1.4 million units.

We noted a 71.5% increase of new pickup sales in May 2024 and an 85.2% increase in January-May. We forecast growth of sales in this segment through 2024 by 25-30%.

Sales in the segment of light commercial vehicles grew by 11.3% in May and by 32.2% year-to-date. We expect growth of LCV sales in 2024 by 15-20% over the previous year's result.

We suggest that the further sales growth rate will slow down, and the market will be stabilizing.

OUR CONTACTS:

ASM Holding, OAO

21/5, Kuznetsky Most St., 107031, Moscow, Russia

Tel: +7 (495) 625-51-79, +7 (495) 626-04-71

e-mail: inf@asm-holding.ru

Association of Russian Automakers (OAR)

8, Novovladykinsky Proezd, bldg 5, POB 81, 127106, Moscow, Russia

Tel: +7 (495) 739 70 95

e-mail: info_oar@mail.ru



Developed by specialists of
AVTOSTAT-INFO



PASSENGER CARS

Sales of new passenger cars in Russia in May and 5 months 2024 by brand

Brand	May 2024	May 2023	5 months 2024	5 months 2023	Change May 2024 vs 2023, %	Change 5 months 2024 vs 2023, %
LADA	40 165	22 099	175 065	111 021	81,8	57,7
HAVAL	14 023	7 441	66 962	30 356	88,5	120,6
GEELY	10 273	6 696	58 722	25 875	53,4	126,9
CHERY	13 029	7 445	58 502	37 241	75,0	57,1
CHANGAN	9 798	1 984	38 314	5 292	393,9	624,0
OMODA	4 794	2 574	20 244	10 456	86,2	93,6
EXEED	3 876	3 030	19 321	13 517	27,9	42,9
LI XIANG	1 039	63	11 449	143	1 549,2	7 906,3
JETOUR	3 100	40	11 400	78	7 650,0	14 515,4
BELGEE	3 601	0	10 965	0		
TANK	2 133	834	10 960	1 473	155,8	644,1
MOSKVICH	1 641	1 223	8 703	2 169	34,2	301,2
JAECOO	2 278	0	8 410	0		
KIA	966	3 031	7 444	15 925	-68,1	-53,3
TOYOTA	894	1 803	7 287	7 564	-50,4	-3,7
HYUNDAI	799	2 718	6 075	13 634	-70,6	-55,4
GAC	940	103	5 495	204	812,6	2 593,6
BMW	772	740	5 120	3 112	4,3	64,5
VOYAH	508	230	4 971	685	120,9	625,7
BAIC	933	0	4 094	5		81 780,0
ZEEKR	394	54	4 086	162	629,6	2 422,2
UAZ	671	517	3 605	2 802	29,8	28,7
KAIYI	673	625	3 049	801	7,7	280,6
MERCEDES	400	535	2 980	2 534	-25,2	17,6
FAW	446	253	2 851	875	76,3	225,8
VOLKSWAGEN	310	778	2 500	3 811	-60,2	-34,4
MAZDA	262	478	2 385	2 193	-45,2	8,8
JAC	579	814	2 380	2 763	-28,9	-13,9
SOLARIS	1 161	0	2 325	0		
LEXUS	245	431	2 317	1 696	-43,2	36,6
HONGQI	566	38	2 018	129	1 389,5	1 464,3
MITSUBISHI	264	574	1 998	2 793	-54,0	-28,5
JETTA	350	138	1 544	138	153,6	1 018,8
CHEVROLET	201	300	1 375	1 739	-33,0	-20,9
AUDI	207	303	1 350	1 213	-31,7	11,3
LIVAN	282	3	1 287	3	9 300,0	42 800,0
SKODA	185	323	1 260	1 837	-42,7	-31,4
HONDA	243	114	1 060	341	113,2	210,9
PORSCHE	137	143	919	734	-4,2	25,2
LAND ROVER	126	172	902	744	-26,7	21,2
SUBARU	105	141	803	677	-25,5	18,6
EVOLUTE	99	172	722	724	-42,4	-0,3



PASSENGER CARS

Brand	May 2024	May 2023	5 months 2024	5 months 2023	Change May 2024 vs 2023, %	Change 5 months 2024 vs 2023, %
NISSAN	94	204	526	1 225	-53,9	-57,1
TESLA	55	116	457	493	-52,6	-7,3
BYD	52	62	438	205	-16,1	113,7
SWM	145	0	432	0		
HUAWEI	124	5	386	12	2 380,0	3 116,7
AVATR	51	8	376	17	537,5	2 111,8
AEOLUS	168	0	329	0		
JEEP	61	94	309	458	-35,1	-32,5
DONGFENG	88	2	305	12	4 300,0	2 441,7
SUZUKI	43	172	295	547	-75,0	-46,1
CADILLAC	52	66	260	291	-21,2	-10,7
ROX	57	0	232	0		
WEY	59	0	217	0		
LYNK AND CO	39	16	178	16	143,8	1 012,5
MG	35	0	170	4		4 150,0
RENAULT	11	548	165	3 204	-98,0	-94,9
FORD	33	51	161	144	-35,3	11,8
TRUMPCHI	136	0	160	0		
LOTUS	10	0	146	0		
VOLVO	11	28	133	171	-60,7	-22,2
GENESIS	13	120	122	631	-89,2	-80,7
FORTHING	37	15	106	15	146,7	606,7
ORA	26	0	90	1		8 900,0
YANGWANG	9	0	89	0		
CITROEN	17	70	87	245	-75,7	-64,5
PEUGEOT	6	8	81	51	-25,0	58,8
INFINITI	12	32	79	155	-62,5	-49,0
BENTLEY	15	17	77	60	-11,8	28,3
MINI	13	17	70	74	-23,5	-5,4
DFSK	18	31	67	120	-41,9	-44,2
SKYWELL	16	24	67	91	-33,3	-26,4
LAMBORGHINI	6	13	64	48	-53,8	33,3
GMC	5	21	63	79	-76,2	-20,3
DODGE	16	19	62	78	-15,8	-20,5
ROLLS ROYCE	6	8	57	31	-25,0	83,9
HIPHI	9	11	56	20	-18,2	180,0
AURUS	5	31	49	42	-83,9	16,7
OTING	47	0	47	0		
DENZA	3	1	39	1	200,0	3 800,0
NIO	2	2	39	8	0,0	387,5
SOUEAST	8	0	37	0		
JAGUAR	4	10	35	33	-60,0	6,1
LINCOLN	7	8	32	24	-12,5	33,3
SSANGYONG	7	8	31	32	-12,5	-3,1



PASSENGER CARS

Brand	May 2024	May 2023	5 months 2024	5 months 2023	Change May 2024 vs 2023, %	Change 5 months 2024 vs 2023, %
AMBERAVTO	7	0	26	0		
DAIHATSU	7	0	26	7		271,4
SAIC-GM-WULING	14	0	25	0		
XCITE	22	0	23	0		
ACURA	4	10	21	32	-60,0	-34,4
BUICK	5	7	21	13	-28,6	61,5
HAIMA	8	0	21	0		
LEAPMOTOR	5	1	21	5	400,0	320,0
BAW	3	0	18	0		
OSHAN	0	0	17	1		1 600,0
ALFA ROMEO	5	2	15	10	150,0	50,0
DACIA	0	0	15	4		275,0
FERRARI	7	4	15	18	75,0	-16,7
GAZ	0	0	15	0		
MASERATI	2	6	15	23	-66,7	-34,8
IRAN KHODRO	2	5	10	12	-60,0	-16,7
HOZON	2	3	9	5	-33,3	80,0
XIAOPENG	0	0	9	2		350,0
ALPINA	1	2	6	5	-50,0	20,0
ROEWE	2	0	6	1		500,0
BAOJUN	0	0	5	1		400,0
ZHIJI	0	1	5	1	-100,0	400,0
ASTON MARTIN	1	1	4	4	0,0	0,0
ISUZU	0	4	4	13	-100,0	-69,2
KAMA	0	0	4	0		
VENUCIA	0	0	4	0		
FIAT	1	2	3	16	-50,0	-81,2
MCLAREN	1	0	3	1		200,0
RIVIAN	0	1	3	2	-100,0	50,0
SOKON	0	5	3	14	-100,0	-78,6
WELTMEISTER	0	2	3	7	-100,0	-57,1
CUPRA	0	0	2	1		100,0
DAEWOO	0	3	2	13	-100,0	-84,6
MAXUS	0	0	2	0		
SMART	0	1	2	1	-100,0	100,0
WULING	1	0	2	2		0,0
ZOTYE	0	0	2	0		
CHRYSLER	0	0	1	0		
DAYUN	0	0	1	0		
ENOVATE	1	0	1	1		0,0
IM MOTORS	0	0	1	0		
INEOS	0	0	1	0		
LUCID	0	0	1	0		
POLESTAR	0	1	1	5	-100,0	-80,0



PASSENGER CARS

Brand	May 2024	May 2023	5 months 2024	5 months 2023	Change May 2024 vs 2023, %	Change 5 months 2024 vs 2023, %
SAMSUNG	0	0	1	0		
SEHOL	0	0	1	0		
ALPINE	0	0	0	1		-100,0
BLAVAL	0	0	0	2		-100,0
JMEV	0	0	0	2		-100,0
OPEL	0	3	0	9	-100,0	-100,0
YEMA	0	0	0	1		-100,0
TOTAL	125 200	70 862	590 836	316 332	76,7	86,8
TOTAL Russian brands	42 610	24 042	188 212	116 758	77,2	61,2
TOTAL foreign brands	82 590	46 820	402 624	199 574	76,4	101,7

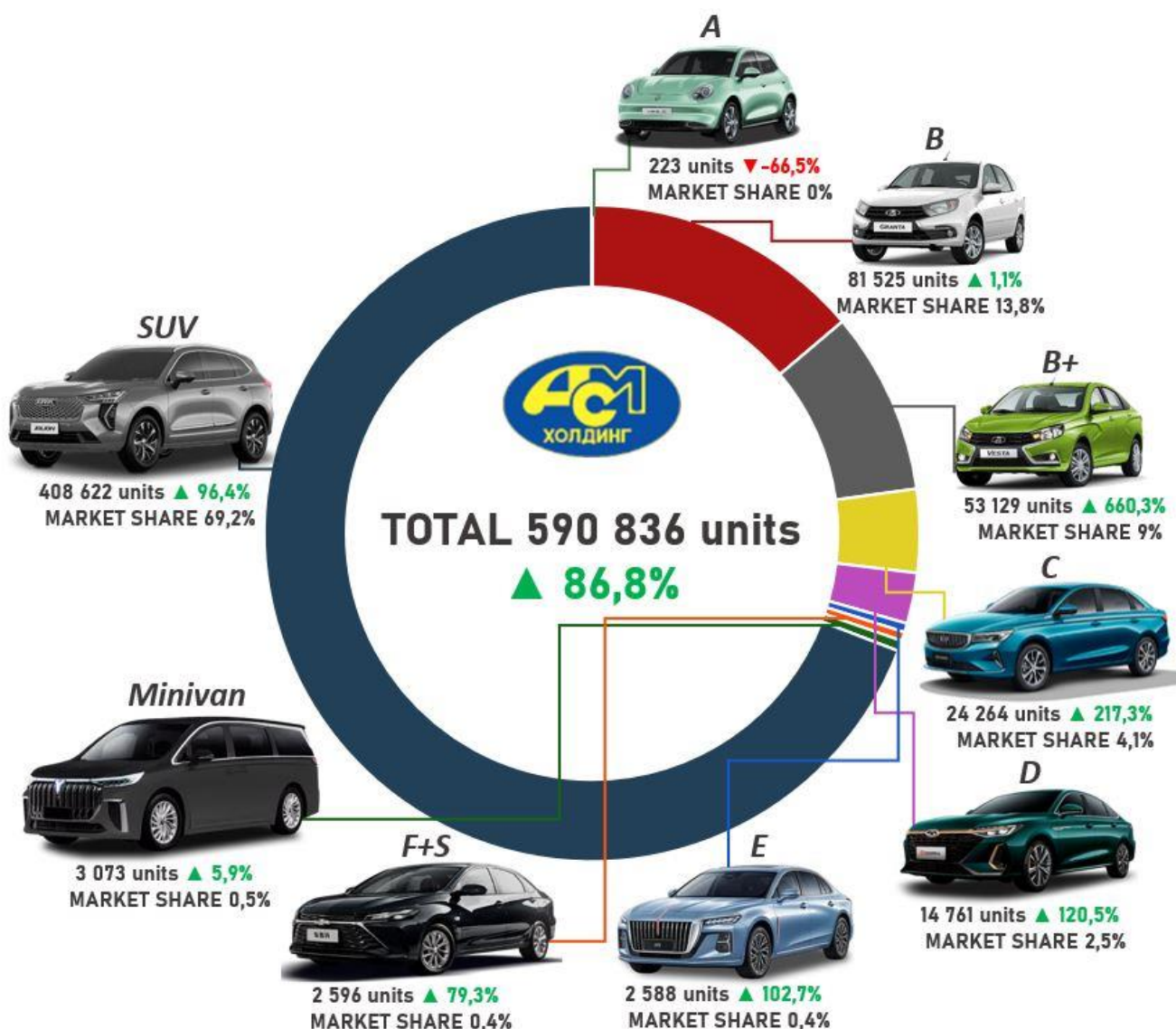


PASSENGER CARS

Sales of new passenger cars in Russia in May and 5 months 2024 by class

Class	May 2024	May 2023	5 months 2024	5 months 2023	Market share May 2024, %	Market share 5 months 2024, %	Change May 2024 vs 2023, %	Change 5 months 2024 vs 2023, %
A	52	153	223	666	0,0	0,0	-66,0	-66,5
B	18 755	16 279	81 525	80 625	15,0	13,8	15,2	1,1
B+	14 702	987	53 129	6 988	11,7	9,0	1 389,6	660,3
C	5 271	2 323	24 264	7 646	4,2	4,1	126,9	217,3
D	3 441	1 745	14 761	6 693	2,8	2,5	97,2	120,5
E	584	335	2 588	1 277	0,5	0,4	74,3	102,7
F+S	363	365	2 596	1 448	0,3	0,4	-0,6	79,3
Minivan	470	650	3 073	2 901	0,4	0,5	-27,7	5,9
SUV	81 550	48 007	408 622	208 058	65,1	69,2	69,9	96,4
Not identified	12	18	55	30	0,0	0,0	-33,3	83,3
TOTAL	125 200	70 862	590 836	316 332	100,0	100,0	76,7	86,8

5 months 2024





PASSENGER CARS

Top 25 model ranking of new passenger car sales in Russia in May and 5 months 2024

Rank	Model	Brand	May 2024	May 2023	5 months 2024	5 months 2023	Change May 2024 vs 2023, %	Change 5 months 2024 vs 2023, %
1	GRANTA	LADA	18 633	15 839	81 009	78 333	17,6	3,4
2	VESTA	LADA	13 630	237	51 004	1 670	5 651,1	2 954,1
3	JOLION	HAVAL	6 358	3 872	28 528	14 574	64,2	95,7
4	2123 NIVA	LADA	4 200	3 215	22 081	17 462	30,6	26,5
5	2121 NIVA	LADA 4x4	3 686	2 692	20 623	12 648	36,9	63,1
6	MONJARO	GEELY	2 920	633	19 809	1 454	361,3	1 262,4
7	TIGGO 7 PRO MAX	CHERY	5 072	0	19 113	0		
8	TIGGO 4 PRO	CHERY	4 255	1 884	17 262	8 889	125,8	94,2
9	C5	OMODA	3 489	2 483	15 927	10 365	40,5	53,7
10	M6	HAVAL	2 682	0	14 075	0		
11	CS55	CHANGAN	3 532	501	12 327	903	605,0	1 265,1
12	COOLRAY	GEELY	1 631	3 536	11 826	14 036	-53,9	-15,7
13	X50	BELGEE	3 601	0	10 965	0		
14	F7	HAVAL	1 606	1 128	9 181	5 070	42,4	81,1
15	DARGO	HAVAL	1 987	967	8 529	3 426	105,5	148,9
16	CS35	CHANGAN	1 967	655	7 637	1 979	200,3	285,9
17	ATLAS PRO	GEELY	1 867	997	7 519	5 839	87,3	28,8
18	J7	JAECOO	1 589	0	7 512	0		
19	MOSKVICH 3	MOSKVICH	1 336	1 188	7 462	2 091	12,5	256,9
20	UNI-K	CHANGAN	1 265	295	7 043	702	328,8	903,3
21	TUGELLA	GEELY	1 232	1 441	6 794	4 319	-14,5	57,3
22	TIGGO 7 PRO	CHERY	412	3 597	6 628	15 507	-88,5	-57,3
23	300	TANK	1 282	529	6 456	1 017	142,3	534,8
24	DASHING	JETOUR	1 260	2	6 003	4	62 900,0	149 975,0
25	F7X	HAVAL	1 200	1 195	5 869	5 949	0,4	-1,3

5 months 2024

LADA VESTA
51 004 units **2954,1%**



LADA GRANTA
81 009 units **3,4%**



HAVAL JOLION
28 528 units **95,7%**





PASSENGER CARS

Sales of new electric cars (BEV) in Russia in May and 5 months 2024 by brand

Brand / electric cars	May 2024	May 2023	5 months 2024	5 months 2023	Change May 2024 vs 2023, %	Change 5 months 2024 vs 2023, %
ZEEKR	394	54	4 086	162	629,6	2422,2
EVOLUTE	99	172	722	724	-42,4	-0,3
VOLKSWAGEN	58	170	721	725	-65,9	-0,6
MOSKVICH	125	35	655	78	257,1	739,7
TESLA	55	116	457	493	-52,6	-7,3
FAW	10	2	382	6	400,0	6266,7
AVATR	51	8	376	17	537,5	2111,8
BYD	35	55	313	186	-36,4	68,3
HONDA	34	35	248	64	-2,9	287,5
BMW	31	28	210	149	10,7	40,9
VOYAH	36	51	188	226	-29,4	-16,8
LOTUS	10	0	146	0		
LI XIANG	11	1	108	1	1000,0	10700,0
ORA	26	0	90	1		8900,0
TOYOTA	7	1	75	6	600,0	1150,0
HONGQI	16	31	75	105	-48,4	-28,6
MERCEDES-BENZ	8	17	70	51	-52,9	37,3
HIPHI	9	11	56	20	-18,2	180,0
PORSCHE	10	11	49	43	-9,1	14,0
AUDI	6	24	41	120	-75,0	-65,8
NIO	2	2	39	8	0,0	387,5
SKYWELL	10	22	38	87	-54,5	-56,3
CHANGAN	2	1	26	3	100,0	766,7
NISSAN	4	6	26	12	-33,3	116,7
AMBERAVTO	7	0	26	0		
SAIC-GM-WULING	14	0	25	0		
KIA	1	2	23	5	-50,0	360,0
LEXUS	4	0	21	0		
MG	4	0	18	0		
DENZA	1	0	18	0		
CHERY	3	2	16	2	50,0	700,0
HYUNDAI	2	9	16	22	-77,8	-27,3
GEELY	1	1	13	4	0,0	225,0
ROLLS ROYCE	1	0	12	0		
GAC	3	0	11	1		1000,0
LEAPMOTOR	4	1	11	5	300,0	120,0
HUAWEI	0	1	9	1	-100,0	800,0
XIAOPENG	0	0	9	2		350,0



PASSENGER CARS

Brand / electric cars	May 2024	May 2023	5 months 2024	5 months 2023	Change May 2024 vs 2023, %	Change 5 months 2024 vs 2023, %
HOZON	2	3	9	5	-33,3	80,0
CADILLAC	2	0	8	1		700,0
JAGUAR	0	0	6	0		
BAOJUN	0	0	5	1		400,0
ZHIJI	0	1	5	1	-100,0	400,0
MITSUBISHI	0	1	4	5	-100,0	-20,0
ROX	0	0	4	0		
MINI	1	0	4	3		33,3
KAMA	0	0	4	0		
LADA	0	1	3	1	-100,0	200,0
HAVAL	1	0	3	0		
EXEED	0	0	3	0		
FORD	0	0	3	5		-40,0
VOLVO	0	0	3	2		50,0
FORTHING	1	1	3	1	0,0	200,0
YANGWANG	0	0	3	0		
WELTMEISTER	0	2	3	7	-100,0	-57,1
RIVIAN	0	1	3	2	-100,0	50,0
BELGEE	2	0	2	0		
DONGFENG	1	2	2	4	-50,0	-50,0
GENESIS	0	0	2	0		
SMART	0	1	2	1	-100,0	100,0
OMODA	1	0	1	0		
JETOUR	0	0	1	0		
TANK	0	0	1	0		
BAIC	0	0	1	2		-50,0
CHEVROLET	1	2	1	2	-50,0	-50,0
WEY	0	0	1	0		
PEUGEOT	0	0	1	0		
BAW	0	0	1	0		
FIAT	0	0	1	5		-80,0
SOKON	0	0	1	0		
POLESTAR	0	1	1	5	-100,0	-80,0
LUCID	0	0	1	0		
ENOVATE	1	0	1	0		
IM MOTORS	0	0	1	0		
MAZDA	0	0	0	3		-100,0
RENAULT	0	0	0	1		-100,0
ROEWE	0	0	0	1		-100,0
WULING	0	0	0	2		-100,0



PASSENGER CARS

Brand / electric cars	May 2024	May 2023	5 months 2024	5 months 2023	Change May 2024 vs 2023, %	Change 5 months 2024 vs 2023, %
OPEL	0	1	0	1	-100,0	-100,0
YEMA	0	0	0	1		-100,0
BLAVAL	0	0	0	2		-100,0
JMEV	0	0	0	2		-100,0
TOTAL	1 107	886	9 523	3 395	24,9	180,5
TOTAL Russian brands	231	208	1 410	803	11,1	75,6
TOTAL foreign brands	876	678	8 113	2 592	29,2	213,0

5 months 2024

ZEEKR 001

2 624 units **1519,8%**

ZEEKR X

898 units **NEW**



MOSKVICH 3E

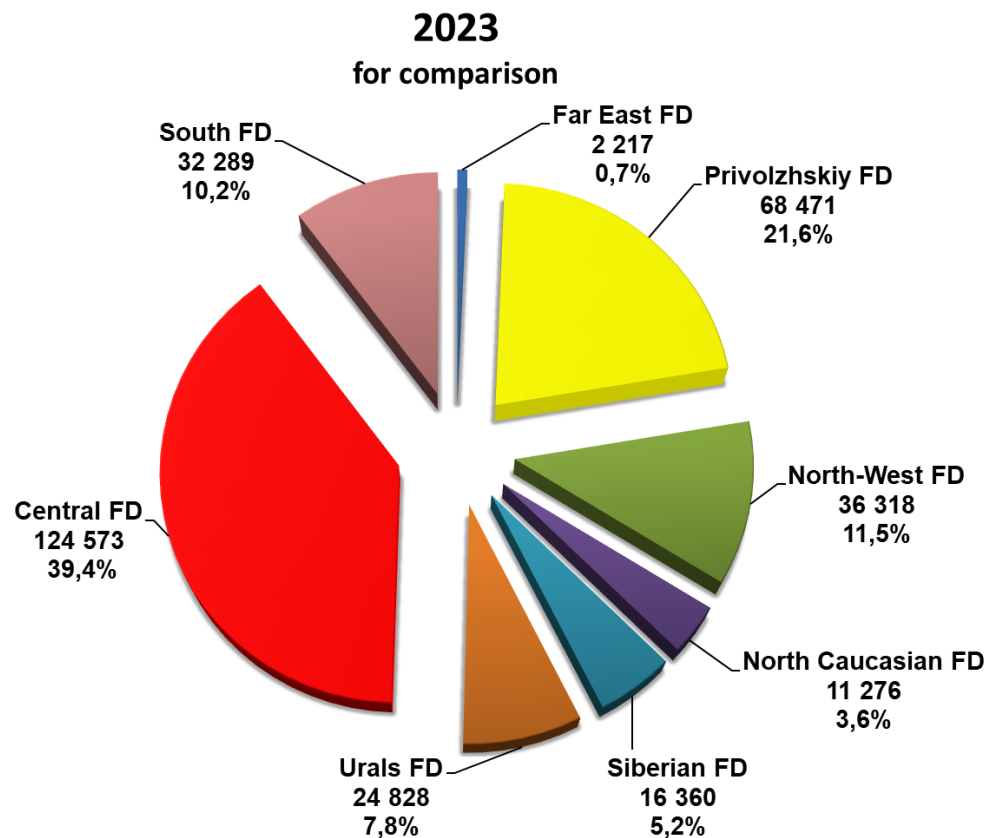
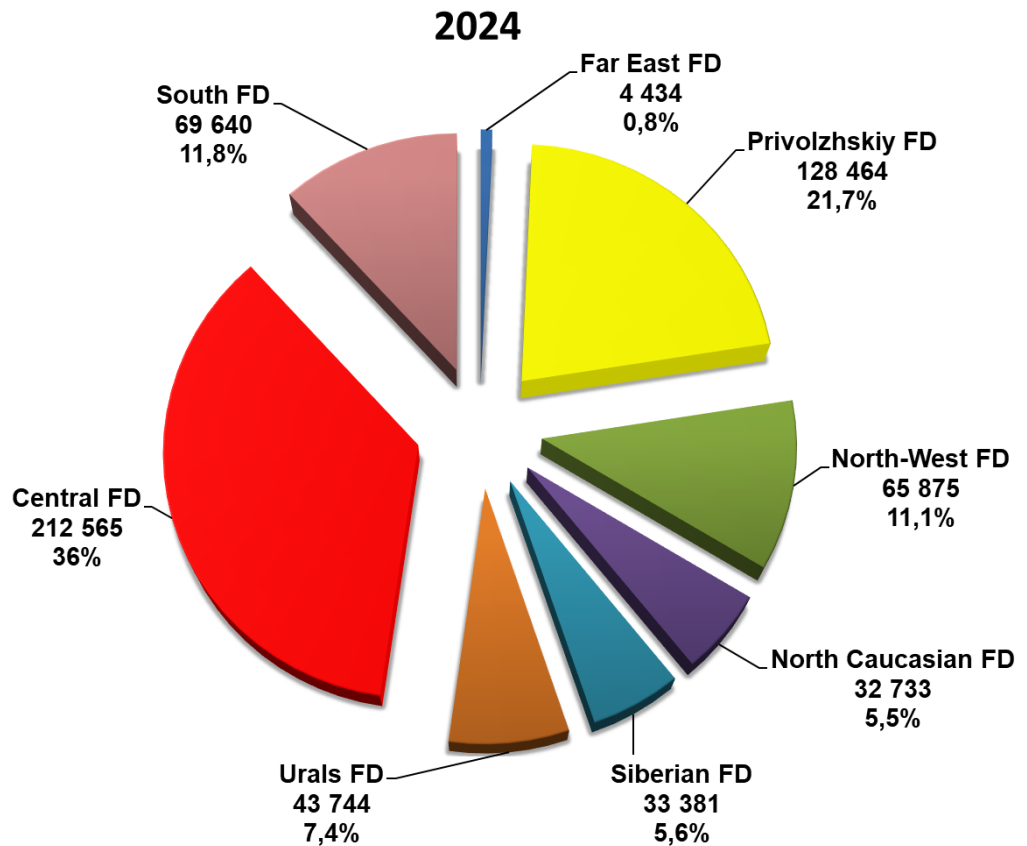
655 units **739,7%**





PASSENGER CARS

Structure of new car sales in Russia in 5 months 2024 by Federal District





LIGHT COMMERCIAL VEHICLES

Sales of new light commercial vehicles in Russia Including light trucks (N1 category) and minibuses (M2 category) in May and 5 months 2024 by brand (without pickups)

Brand	May 2024	May 2023	5 months 2024	5 months 2023	Change May 2024 vs 2023, %	Change 5 months 2024 vs 2023, %
GAZ	4 077	4 126	22 610	17 964	-1,2	25,9
UAZ	1 421	1 378	7 536	5 763	3,1	30,8
SOLLERS	735	244	3 419	916	201,2	273,3
LADA	507	345	2 180	1 676	47,0	30,1
DONGFENG	162	31	749	110	422,6	580,9
MERCEDES	86	130	510	623	-33,8	-18,1
KAMAZ	56	0	362	0		
FORD	41	101	344	1 067	-59,4	-67,8
FOTON	59	0	257	0		
VOLKSWAGEN	30	54	187	313	-44,4	-40,3
CHANGAN	21	0	126	2		6 200,0
HONGQI	51	0	124	0		
IVECO	25	21	105	109	19,0	-3,7
PEUGEOT	33	24	99	255	37,5	-61,2
FIAT	21	34	91	124	-38,2	-26,6
KIA	16	29	75	115	-44,8	-34,8
SUZUKI	6	56	70	153	-89,3	-54,2
CITROEN	18	16	69	160	12,5	-56,9
RENAULT	6	6	60	45	0,0	33,3
BAW	8	7	39	39	14,3	0,0
TOYOTA	8	12	31	58	-33,3	-46,6
JAC	4	14	30	16	-71,4	87,5
HYUNDAI	3	11	27	54	-72,7	-50,0
MAXUS	0	0	18	0		
OPEL	1	7	13	55	-85,7	-76,4
WULING	0	0	12	1		1 100,0
DFSK	1	0	7	0		
FARIZON	4	0	4	0		
FORTHING	0	2	3	2	-100,0	50,0
GMC	0	0	3	0		
MAZ	1	1	3	3	0,0	0,0
MITSUBISHI	1	4	3	10	-75,0	-70,0
SHINERAY	1	0	3	0		
EVM	1	1	2	2	0,0	0,0
JINBEI	0	0	2	0		
NISSAN	0	2	2	7	-100,0	-71,4
SAIC-GM-WULING	0	0	2	0		
BRILLIANCE	0	0	1	0		
CHERY	0	0	1	0		
CHUSHENG	0	0	1	0		
DAIHATSU	0	1	1	1	-100,0	0,0



LIGHT COMMERCIAL VEHICLES

Brand	May 2024	May 2023	5 months 2024	5 months 2023	Change May 2024 vs 2023, %	Change 5 months 2024 vs 2023, %
JENHOO	0	0	1	0		
KAMAG	0	0	1	0		
LANDWIND JIANGLING - JMC	1	0	1	0		
RUIYASHENG	1	0	1	0		
LDV	0	0	0	4		-100,0
SKYWELL	0	0	0	1		-100,0
TOTAL	7 406	6 657	39 185	29 648	11,3	32,2
TOTAL Russian brands	6 797	6 094	36 109	26 321	11,5	37,2
TOTAL foreign brands	609	563	3 076	3 327	8,2	-7,5

Sales of new electric light commercial vehicles (BEV) in Russia in May and 5 months 2024 by brand (without pickups)

Brand / electric LCV	May 2024	May 2023	5 months 2024	5 months 2023	Change May 2024 vs 2023, %	Change 5 months 2024 vs 2023, %
MERCEDES	2	0	8	9		-11,1
FARIZON	3	0	3	0		
GAZ	0	0	2	1		100,0
EVM	1	1	2	1	0,0	100,0
DONGFENG	1	0	1	0		
CHANGAN	1	0	1	0		
MAXUS	0	0	1	0		
DFSK	1	0	1	0		
JENHOO	0	0	1	0		
CHERY	0	0	1	0		
UAZ	0	0	0	2		-100,0
FORD	0	0	0	1		-100,0
WULING	0	0	0	1		-100,0
FORTHING	0	2	0	2	-100,0	-100,0
LDV	0	0	0	3		-100,0
SKYWELL	0	0	0	1		-100,0
TOTAL	9	3	21	21	200,0	0,0
TOTAL Russian brands	1	1	4	4	0,0	0,0
TOTAL foreign brands	8	2	17	17	300,0	0,0



LIGHT COMMERCIAL VEHICLES

Top 25 model ranking of new LCV sales including light trucks (N1 category) and minibuses (M2 category) in Russia, in May and 5 months 2024 (without pickups)

Rank	Model	Brand	May 2024	May 2023	5 months 2024	5 months 2023	Change May 2024 vs 2023, %	Change 5 months 2024 vs 2023, %
1	GAZelle NEXT	GAZ	2 302	2 620	13 412	10 911	-12,1	22,9
2	3909	UAZ	642	542	3 310	2 368	18,5	39,8
3	3302 GAZelle	GAZ	570	586	3 089	2 345	-2,7	31,7
4	ATLANT	SOLLERS	604	211	2 680	811	186,3	230,5
5	2752 SOBOL	GAZ	495	460	2 530	2 009	7,6	25,9
6	2349 WIS	LADA	458	290	2 009	1 220	57,9	64,7
7	PROFI	UAZ	361	355	1 985	1 375	1,7	44,4
8	2206	UAZ	204	189	942	626	7,9	50,5
9	2310 SOBOL	GAZ	174	159	811	748	9,4	8,4
10	3221 GAZelle	GAZ	204	102	804	615	100,0	30,7
11	ARGO	SOLLERS	131	33	739	105	297,0	603,8
12	SOBOL NN	GAZ	101	27	719	379	274,1	89,7
13	CAPTAIN T	DONGFENG	97	31	542	110	212,9	392,7
14	3741	UAZ	117	81	496	446	44,4	11,2
15	2217 SOBOL	GAZ	58	85	431	511	-31,8	-15,7
16	3962	UAZ	42	134	402	481	-68,7	-16,4
17	V-CLASS	MERCEDES	62	96	384	467	-35,4	-17,8
18	KOMPAS 5 4X2	KAMAZ	56	0	362	0		
19	GAZelle NN	GAZ	27	29	358	184	-6,9	94,6
20	2705 GAZelle	GAZ	112	58	356	261	93,1	36,4
21	TRANSIT	FORD	40	100	337	1 060	-60,0	-68,2
22	TOANO	FOTON	59	0	257	0		
23	K33-561	DONGFENG	63	0	203	0		
24	2346 WIS	LADA	48	21	168	60	128,6	180,0
25	3303	UAZ	32	29	158	153	10,3	3,3

5 months 2024

GAZelle NEXT

13 412 units **22,9%**

UAZ 3909

3 310 units **39,8%**



GAZelle 3302

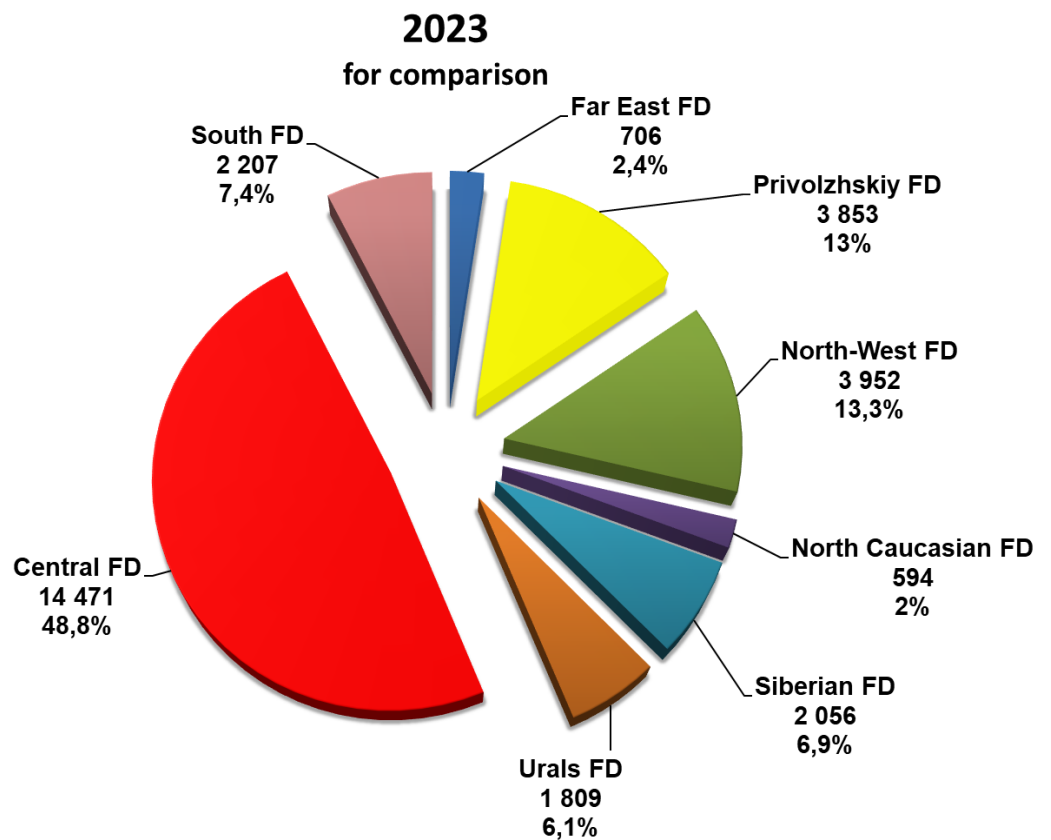
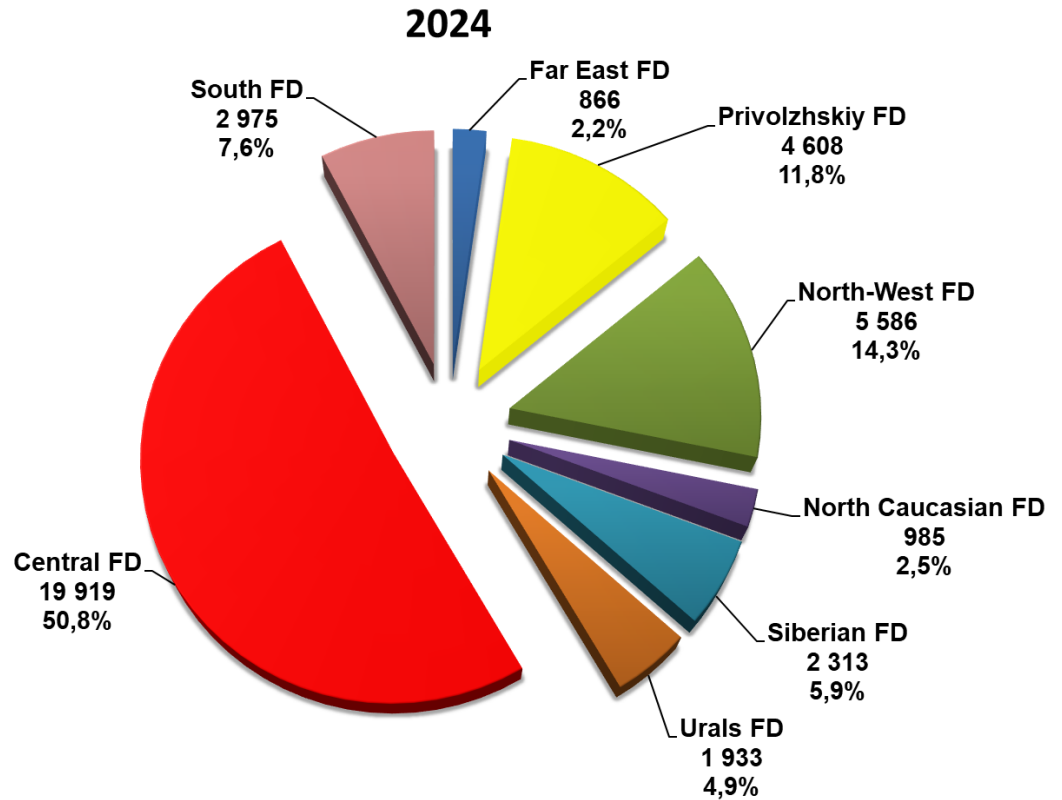
3 089 units **31,7%**





LIGHT COMMERCIAL VEHICLES

Structure of new LCV sales including light trucks (N1 category) and minibuses (M2 category) in Russia in 5 months 2024 by Federal District





PICKUPS

Sales of new pickups in Russia in May and 5 months 2024 by brand

Brand	May 2024	May 2023	5 months 2024	5 months 2023	Change May 2024 vs 2023, %	Change 5 months 2024 vs 2023, %
GREAT WALL	553	416	3 086	1 600	32,9	92,9
UAZ	272	226	1 622	1 144	20,4	41,8
JAC	387	78	1 562	324	396,2	382,1
SOLLERS	250	0	832	0		
RAM	114	129	754	597	-11,6	26,3
CHANGAN	184	0	673	0		
MITSUBISHI	65	138	505	684	-52,9	-26,2
TOYOTA	72	140	408	751	-48,6	-45,7
FOTON	38	1	201	1	3 700,0	20 000,0
DONGFENG	35	41	198	241	-14,6	-17,8
FORD	29	16	95	84	81,2	13,1
ISUZU	25	2	91	12	1 150,0	658,3
LANDWIND JIANGLING - JMC	7	0	39	0		
GMC	6	2	27	20	200,0	35,0
VOLKSWAGEN	1	0	14	0		
GEELY	1	0	11	0		
CHEVROLET	2	1	9	8	100,0	12,5
NISSAN	3	0	9	0		
HUANGHAI	3	0	7	0		
HYUNDAI	0	1	7	2	-100,0	250,0
MAXUS	3	0	7	0		
JEEP	1	3	6	18	-66,7	-66,7
KAICENE	0	1	1	1	-100,0	0,0
LADA	0	0	1	0		
VGX	0	0	1	0		
RIVIAN	0	1	0	1	-100,0	-100,0
TOTAL	2 051	1 196	10 166	5 488	71,5	85,2
TOTAL Russian brands	522	226	2 455	1 144	131,0	114,6
TOTAL foreign brands	1 529	970	7 711	4 344	57,6	77,5



PICKUPS

Top 15 model ranking of new pickup sales in Russia in May and 5 months 2024

Rank	Model	Brand	May 2024	May 2023	5 months 2024	5 months 2023	Change May 2024 vs 2023, %	Change 5 months 2024 vs 2023, %
1	POER KINGKONG	GREAT WALL	173	0	2 638	0		
2	2363 PICKUP	UAZ	272	226	1 622	1 144	20,4	41,8
3	T8 PRO	JAC	251	0	1 010	3		33 566,7
4	ST6	SOLLERS	250	0	832	0		
5	RAM	PICKUP	114	129	754	597	-11,6	26,3
6	HUNTER PLUS	CHANGAN	184	0	661	0		
7	L200	MITSUBISHI	65	138	505	684	-52,9	-26,2
8	POER	GREAT WALL	377	370	428	1 058	1,9	-59,5
9	HILUX	TOYOTA	61	114	332	635	-46,5	-47,7
10	T6	JAC	33	78	299	317	-57,7	-5,7
11	TUNLAND	FOTON	38	1	201	1	3 700,0	20 000,0
12	RICH	DONGFENG	35	1	196	1	3 400,0	19 500,0
13	T9 HUNTER	JAC	103	0	186	0		
14	D-MAX	ISUZU	25	2	91	12	1 150,0	658,3
15	TUNDRA	TOYOTA	10	24	72	106	-58,3	-32,1

5 months 2024

GREAT WALL POER KINGKONG

2 638 units **NEW**

UAZ 2363 PICKUP

1 622 units **41,8%**



JAC T8 PRO

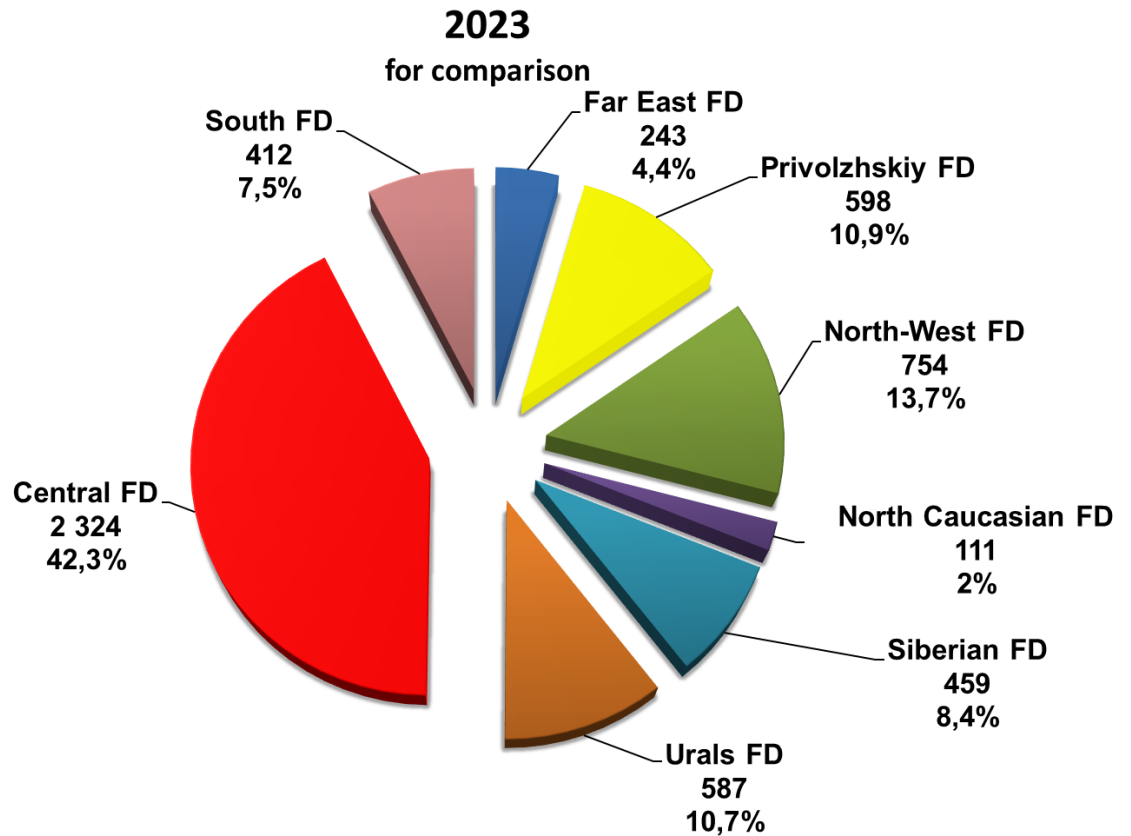
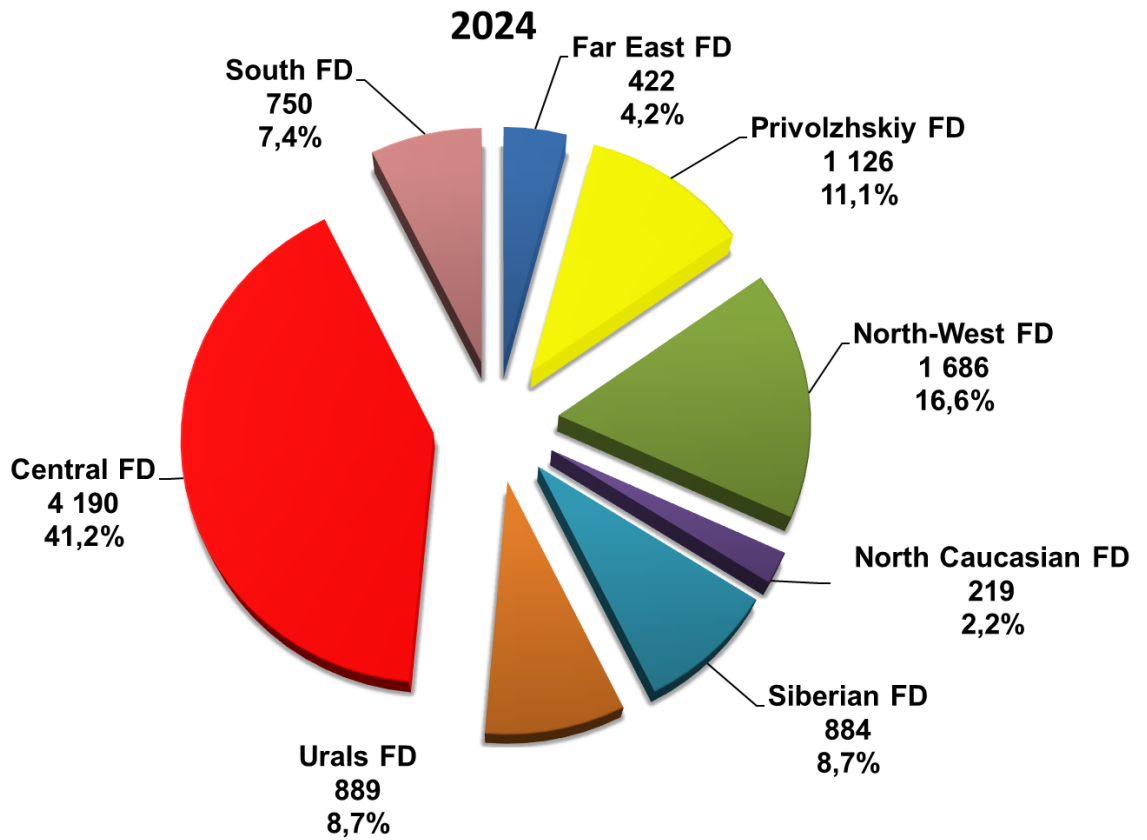
1 010 units **33566,7%**





PICKUPS

Structure of sales of new pickups in Russia in 5 months 2024 by Federal District



OUR CONTACTS



ASM Holding, OAO

21/5, Entrance 6, Kuznetsky Most Street, Moscow 107031

Contract Department, tel.: +7 495 626 0944

e-mail: inf@asm-holding.ru

Head of Market Research Centre – **VASILY SEIN**

e-mail: vasein@asm-holding.ru

Telegram: [@marketASM](https://www.instagram.com/@marketASM)

Project Manager – **ALEXANDER STERLIKOV**

Mobile: +7 905 747 2431

e-mail: sterlikov@asm-holding.ru

Website: www.asm-holding.ru

Telegram: [@ASMHOLDING](https://www.instagram.com/@ASMHOLDING)

Vkontakte: [oaoasmholding](https://vk.com/oaoasmholding)



Association of Russian Automakers (OAR)

8, Novovladykinsky Proezd, bldg. 5, POB 81, Moscow 127106

Tel.: +7 495 739 7095

e-mail: info_oar@mail.ru

Adviser for International Cooperation – **YURI KRAVTSOV**

e-mail: kravtsov_oar@mail.ru

Website: www.oar-info.ru