



PRESS-RELEASE

13 MAY 2024

AUTOMOBILE MARKET OF RUSSIA IN APRIL AND JANUARY-APRIL 2024 TRUCKS AND BUSES

In April and in January-April 2024, sales of new trucks and buses in Russia showed the following results*:

- Trucks (except light trucks, N1 category) including special-purpose vehicles – 11 252 units in April 2024, down 4.6% YOY; 41 036 units in January-April 2024, up 6.2% YOY.
- Buses and coaches (except minibuses, M2 category) – 2 158 units in April 2024, up 55.5% YOY; 7 481 units in January-April 2024, up 31.7%. Among them – electric buses: 64 units in April 2024, 0% YOY; 363 units in January-April 2024, up 18 050% YOY.

* without sales to military, law enforcement and diplomatic agencies in RF

COMMENT:

Alexander Kovrigin, Deputy Managing Director of ASM Holding, commented:

Sales of trucks on the Russian market decreased by 4.6% in April 2024 while they grew by 6.2% year-to-date. We forecast annual sales in this segment through 2024 on the high level reached in 2023 for account of the Chinese-branded trucks.

We have noted growth of bus sales by 55.5% in April 2024 and by 31.7% in the first quarter of the year. We expect that the annual bus sales in Russia will grow in 2024 by 10-15% as compared with the result of 2023.

MIMS
automobility
MOSCOW
our partners

OUR CONTACTS:

ASM Holding, OAO

21/5, Kuznetsky Most St., 107031, Moscow, Russia

Tel: +7 (495) 625-51-79, +7 (495) 626-04-71

e-mail: inf@asm-holding.ru

Association of Russian Automakers (OAR)

8, Novovladykinsky Proezd, bldg 5, POB 81, 127106, Moscow, Russia

Tel: +7 (495) 739 70 95

e-mail: info_oar@mail.ru



Developed by specialists of
AVTOSTAT-INFO



TRUCKS

Sales of new trucks in Russia in April and 4 months 2024 by brand, inclusive of special-purpose vehicles

Brand	April 2024	April 2023	4 months 2024	4 months 2023	Change April 2024 vs 2023, %	Change 4 months 2024 vs 2023, %
SITRAK	1 395	2 077	7 386	6 140	-32,8	20,3
KAMAZ	2 164	3 100	7 202	9 874	-30,2	-27,1
SHAANXI	1 324	1 542	4 997	5 201	-14,1	-3,9
FAW	1 182	1 081	4 070	3 451	9,3	17,9
DONGFENG	789	219	2 534	467	260,3	442,6
GAZ	701	556	2 442	2 090	26,1	16,8
MAZ	524	581	1 878	2 000	-9,8	-6,1
HOWO	395	607	1 575	2 440	-34,9	-35,5
FOTON	471	337	1 428	1 039	39,8	37,4
JAC	405	306	1 352	1 013	32,4	33,5
URAL	362	292	1 301	1 140	24,0	14,1
MERCEDES	278	135	1 104	347	105,9	218,2
SANY	386	60	923	234	543,3	294,4
ISUZU	171	47	443	221	263,8	100,5
ZOOMLION	95	105	289	288	-9,5	0,3
VOLVO	118	64	278	210	84,4	32,4
HONGYAN	84	167	265	445	-49,7	-40,4
XU GONG	49	89	224	332	-44,9	-32,5
MAN	33	90	197	294	-63,3	-33,0
DAF	50	39	164	178	28,2	-7,9
AMT	20	21	157	107	-4,8	46,7
DAEWOO	42	47	139	262	-10,6	-46,9
SCANIA	40	44	129	158	-9,1	-18,4
DAYUN	18	21	93	54	-14,3	72,2
HYUNDAI	24	59	74	272	-59,3	-72,8
BEIBEN	22	0	66	0		
HINO	14	15	66	65	-6,7	1,5
VALDAI	38	0	59	0		
BEIFANG BENCHI	12	2	38	2	500,0	1 800,0
FUSO	13	16	24	62	-18,8	-61,3
FORD	8	22	20	55	-63,6	-63,6
RENAULT	4	12	18	32	-66,7	-43,8
LIUGONG	4	0	14	0		
ZIL	0	2	14	3	-100,0	366,7
AVIA	7	0	13	0		
NEFAZ	2	10	10	24	-80,0	-58,3
SDAC	0	0	9	0		
IVECO	0	12	8	97	-100,0	-91,8
CHENGLIWEI	1	0	7	0		
MAZ MAN	0	15	6	23	-100,0	-73,9
MZKT	0	0	5	0		
BAW	0	0	4	0		



TRUCKS

Brand	April 2024	April 2023	4 months 2024	4 months 2023	Change April 2024 vs 2023, %	Change 4 months 2024 vs 2023, %
TATRA	2	4	4	6	-50,0	-33,3
FARIZON	2	0	2	0		
QINGLING	2	0	2	0		
CHUSHENG	0	0	1	0		
KOLUMAN	1	0	1	1		0,0
LANDWIND JIANGLING - JMC	0	0	1	0		
AMUR	0	1	0	2	-100,0	-100,0
BURAN	0	0	0	2		-100,0
FENGCHUEN	0	0	0	1		-100,0
KIA	0	0	0	1		-100,0
LIEBHERR	0	2	0	9	-100,0	-100,0
YUEJIN	0	0	0	1		-100,0
TOTAL	11 252	11 799	41 036	38 643	-4,6	6,2
TOTAL Russian brands	3 287	3 982	11 185	13 242	-17,5	-15,5
TOTAL foreign brands	7 965	7 817	29 851	25 401	1,9	17,5

Sales of new trucks in Russia in April and 4 months 2024 by type

Type	April 2024	April 2023	4 months 2024	4 months 2023	Market share April 2024, %	Market share April 2023, %	Market share 4 months 2024, %	Market share 4 months 2023, %
Other special equipment	4 241	4 592	14 341	16 185	37,7	38,9	35,0	41,9
Truck-tractor	2 797	2 720	11 699	6 868	24,9	23,1	28,5	17,8
Other truck types	1 529	1 168	5 226	3 498	13,6	9,9	12,7	9,1
Dump truck	975	2 003	3 618	7 568	8,7	17,0	8,8	19,6
Drop-side flat bed	816	531	2 981	1 938	7,3	4,5	7,3	5,0
Refrigerator	248	295	847	914	2,2	2,5	2,1	2,4
Van	322	165	1 140	534	2,9	1,4	2,8	1,4
Autocrane	177	193	656	664	1,6	1,6	1,6	1,7
Tanker	118	98	396	337	1,1	0,8	1,0	0,9
Mobile repair shop	11	24	63	84	0,1	0,2	0,2	0,2
Refueler	15	10	63	35	0,1	0,1	0,2	0,1
Autoloader	1	0	2	1	0,0	0,0	0,0	0,0
Other	2	0	4	17	0,0	0,0	0,0	0,0
TOTAL	11 252	11 799	41 036	38 643	100,0	100,0	100,0	100,0



TRUCKS

Top 25 model ranking of new truck sales in Russia in April and 4 months 2024

Rank	Model	Brand	April 2024	April 2023	4 months 2024	4 months 2023	Change April 2024 vs 2023, %	Change 4 months 2024 vs 2023, %
1	C7H 4X2	SITRAK	896	1 549	5 208	4 271	-42,2	21,9
2	GAZON NEXT	GAZ	554	433	1 940	1 694	27,9	14,5
3	J6 6X4	FAW	512	544	1 763	2 663	-5,9	-33,8
4	43118 6X6	KAMAZ	390	640	1 690	2 492	-39,1	-32,2
5	C7H 6X4	SITRAK	399	114	1 593	740	250,0	115,3
6	DFH-SERIES	DONGFENG	479	207	1 564	449	131,4	248,3
7	J7 4X2	FAW	435	0	1 538	0		
8	SX 331 8X4	SHAANXI	378	557	1 507	2 149	-32,1	-29,9
9	SX 325 6X4	SHAANXI	448	573	1 367	1 970	-21,8	-30,6
10	SX 425 6X4	SHAANXI	207	247	1 132	769	-16,2	47,2
11	ACTROS	MERCEDES	277	115	1 094	295	140,9	270,8
12	65115 6X4	KAMAZ	297	534	1 085	1 767	-44,4	-38,6
13	5490 4X2	KAMAZ	328	342	1 018	832	-4,1	22,4
14	AUMAN	FOTON	336	299	969	948	12,4	2,2
15	4320 6X6	URAL	234	142	879	635	64,8	38,4
16	SX 418 4X2	SHAANXI	205	94	749	136	118,1	450,7
17	HFC-SERIES	JAC	145	200	654	556	-27,5	17,6
18	DFA-SERIES	DONGFENG	199	0	646	0		
19	C7H 8X4	SITRAK	100	414	571	1 129	-75,8	-49,4
20	KOMPAS 12 4X2	KAMAZ	184	40	510	126	360,0	304,8
21	T5G 8X4	HOWO	83	0	477	0		
22	6312 6X4	MAZ	115	117	459	339	-1,7	35,4
23	5340 4X2	MAZ	119	45	446	222	164,4	100,9
24	6520 6X4	KAMAZ	135	337	440	1 030	-59,9	-57,3
25	T5G 6X4	HOWO	106	428	434	1 607	-75,2	-73,0

4 months 2024

SITRAK C7H 4X2
5 208 units **21,9%**

GAZ GAZON NEXT
1 940 units **14,5%**

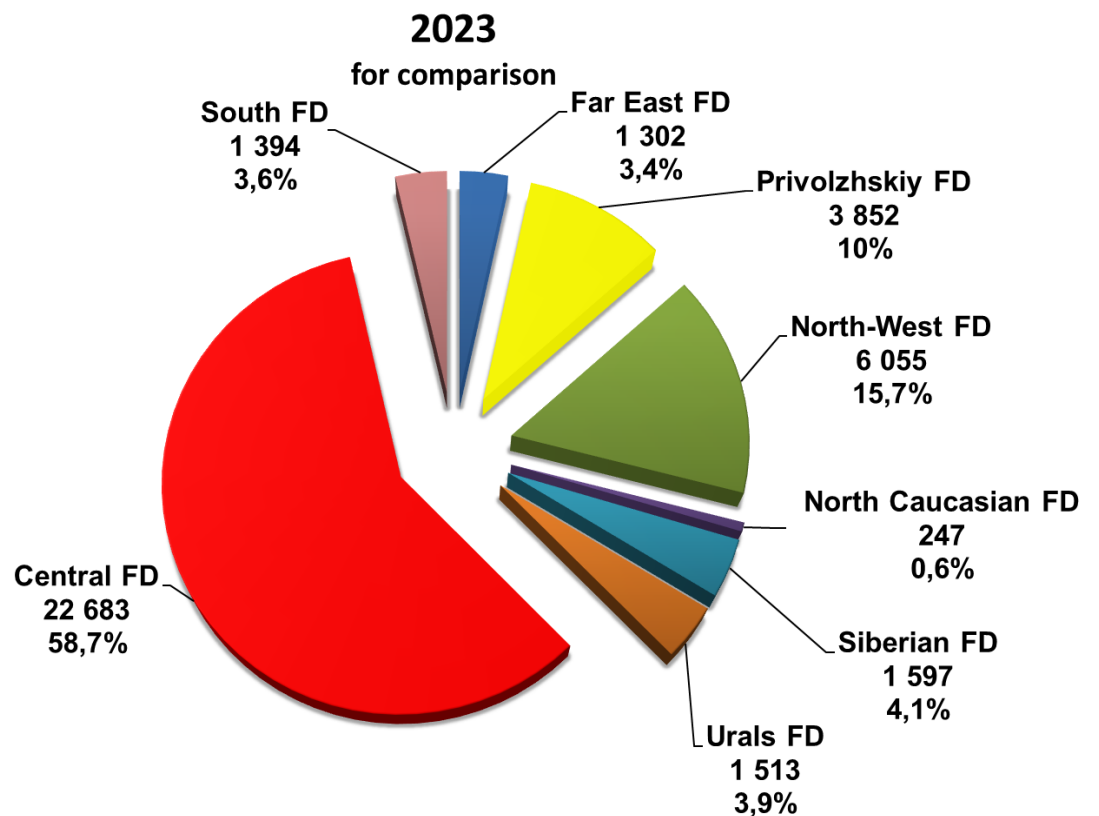
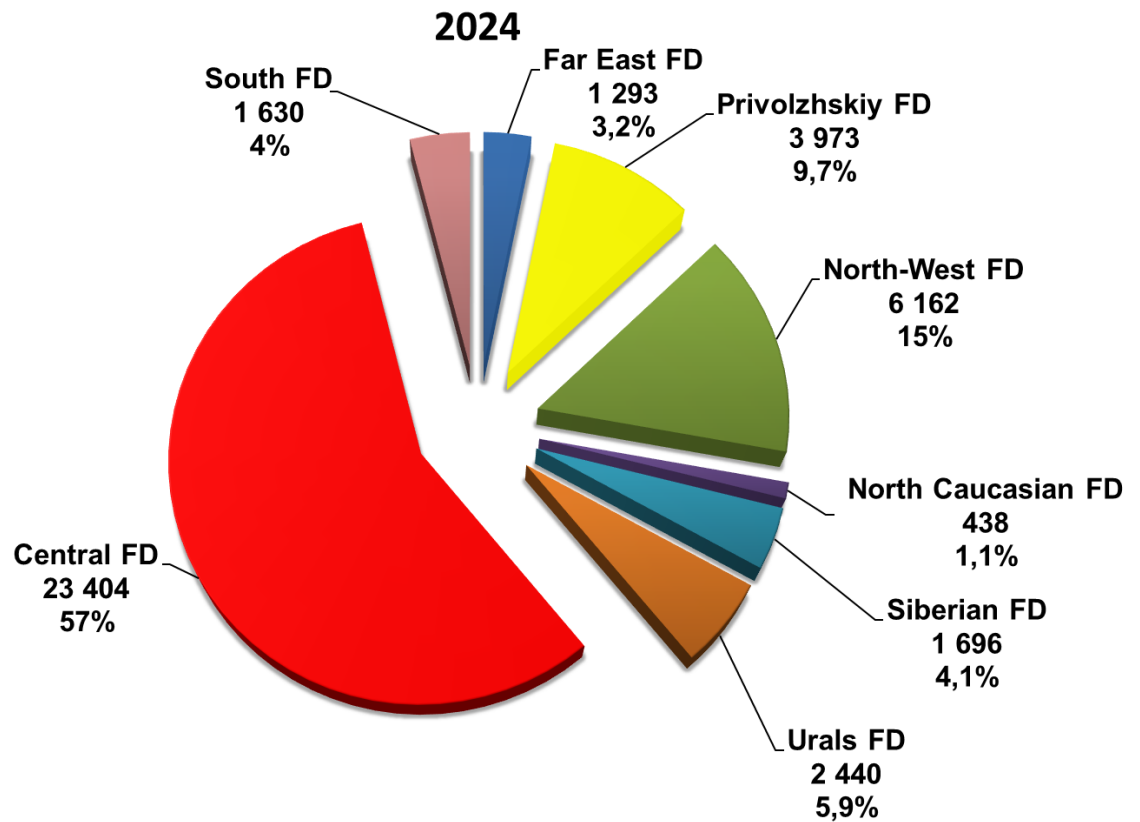
FAW J6 6X4
1 763 units **-33,8%**





TRUCKS

Structure of sales of new truck in Russia in 4 months 2024 by Federal District





BUSES

Sales of new buses in Russia in April and 4 months 2024 by brand

Brand	April 2024	April 2023	4 months 2024	4 months 2023	Change April 2024 vs 2023, %	Change 4 months 2024 vs 2023, %
PAZ	1 000	597	3 475	2 566	67,5	35,4
LIAZ	376	186	906	751	102,2	20,6
NEFAZ	168	192	738	550	-12,5	34,2
YUTONG	268	101	669	415	165,3	61,2
VOLZHANIN	57	73	341	309	-21,9	10,4
MAZ	46	52	272	366	-11,5	-25,7
KAVZ	32	21	220	111	52,4	98,2
HIGER	46	71	210	216	-35,2	-2,8
KAMAZ	49	0	165	1		16 400,0
LOTOS	7	27	100	89	-74,1	12,4
SIMAZ	16	6	88	83	166,7	6,0
URAL	14	11	65	31	27,3	109,7
ZHONGTONG	17	20	63	73	-15,0	-13,7
GOLDEN DRAGON	30	0	60	8		650,0
KING LONG (KLM)	11	13	36	37	-15,4	-2,7
JAC	2	16	25	62	-87,5	-59,7
SAZ	16	1	25	2	1 500,0	1 150,0
BKM	0	0	11	0		
NEMAN	2	0	8	0		
FOTON	0	0	2	1		100,0
ASIASTAR	0	0	1	0		
TOYOTA	1	0	1	1		0,0
ANKAI	0	0	0	3		-100,0
MAN	0	1	0	2	-100,0	-100,0
SETRA	0	0	0	1		-100,0
SIRIUS	0	0	0	1		-100,0
TOTAL	2 158	1 388	7 481	5 679	55,5	31,7
TOTAL Russian brands	1 719	1 113	6 098	4 492	54,4	35,8
TOTAL foreign brands	439	275	1 383	1 187	59,6	16,5



BUSES

Sales of new electric buses in Russia in April and 4 months 2024 by brand

Brand / electric buses	April 2024	April 2023	4 months 2024	4 months 2023	Change April 2024 vs 2023, %	Change 4 months 2024 vs 2023, %
KAMAZ	49	0	165	1		16400,0
LIAZ	15	0	92	0		
NEFAZ	0	0	73	0		
VOLZHANIN	0	0	22	0		
BKM	0	0	11	0		
SIRIUS	0	0	0	1		-100,0
TOTAL	64	0	363	2		18050,0
TOTAL Russian brands	64	0	352	2		17500,0
TOTAL foreign brands	0	0	11	0		



BUSES

Top 25 model ranking of new bus sales in April and 4 months 2024

Rank	Model	Brand	April 2024	April 2023	4 months 2024	4 months 2023	Change April 2024 vs 2023, %	Change 4 months 2024 vs 2023, %
1	VECTOR NEXT	PAZ	528	218	1 422	620	142,2	129,4
2	3205	PAZ	293	255	1 226	1 121	14,9	9,4
3	4234	PAZ	156	118	727	626	32,2	16,1
4	5299, 5297 4X2	NEFAZ, KAMAZ	155	163	680	468	-4,9	45,3
5	5292	LIAZ	0	83	336	407	-100,0	-17,4
6	CITYMAX 12	LIAZ	306	0	306	0		
7	6127	YUTONG	113	21	275	34	438,1	708,8
8	6122	YUTONG	70	0	210	51		311,8
9	4292	LIAZ	70	103	182	339	-32,0	-46,3
10	6282	KAMAZ	49	0	165	1		16 400,0
11	VOLGABUS 4298	VOLZHANIN	46	45	157	174	2,2	-9,8
12	105	LOTOS	7	27	100	89	-74,1	12,4
13	KLQ 6129	HIGER	18	20	96	53	-10,0	81,1
14	4238	KAVZ	21	10	96	73	110,0	31,5
15	2258	SIMAZ	16	6	88	83	166,7	6,0
16	203	MAZ	7	51	86	126	-86,3	-31,7
17	CITYMAX 9	PAZ	15	0	77	0		
18	6938	YOTONG	20	12	75	67	66,7	11,9
19	21512169	MAZ	25	0	73	0		
20	3255 4320 6X6	URAL	14	11	65	31	27,3	109,7
21	4235	KAVZ	7	11	64	38	-36,4	68,4
22	5285 SCANIA 4X2	VOLZHANIN	0	0	64	0		
23	LCK-SERIES	ZHONGTONG	17	20	63	73	-15,0	-13,7
24	6274	LIAZ	0	0	61	0		
25	4270	KAVZ	4	0	60	0		

4 months 2024

PAZ VECTOR NEXT
1 422 units **129,4%**

PAZ 3205
1 226 units **9,4%**

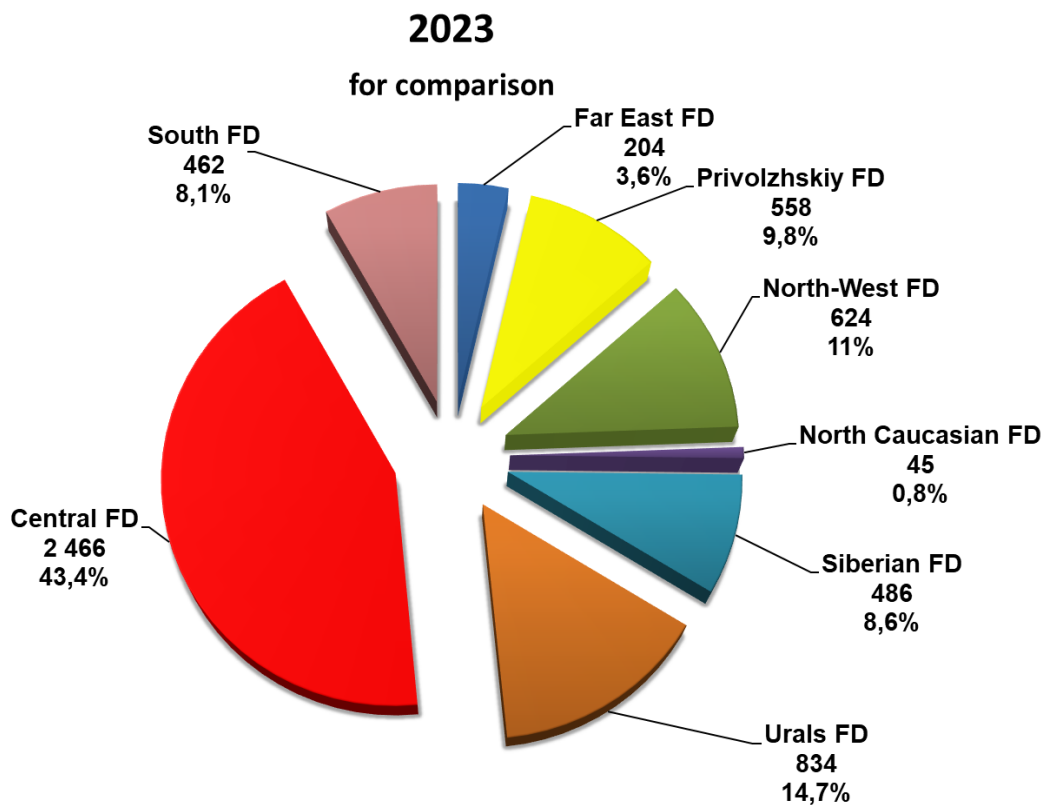
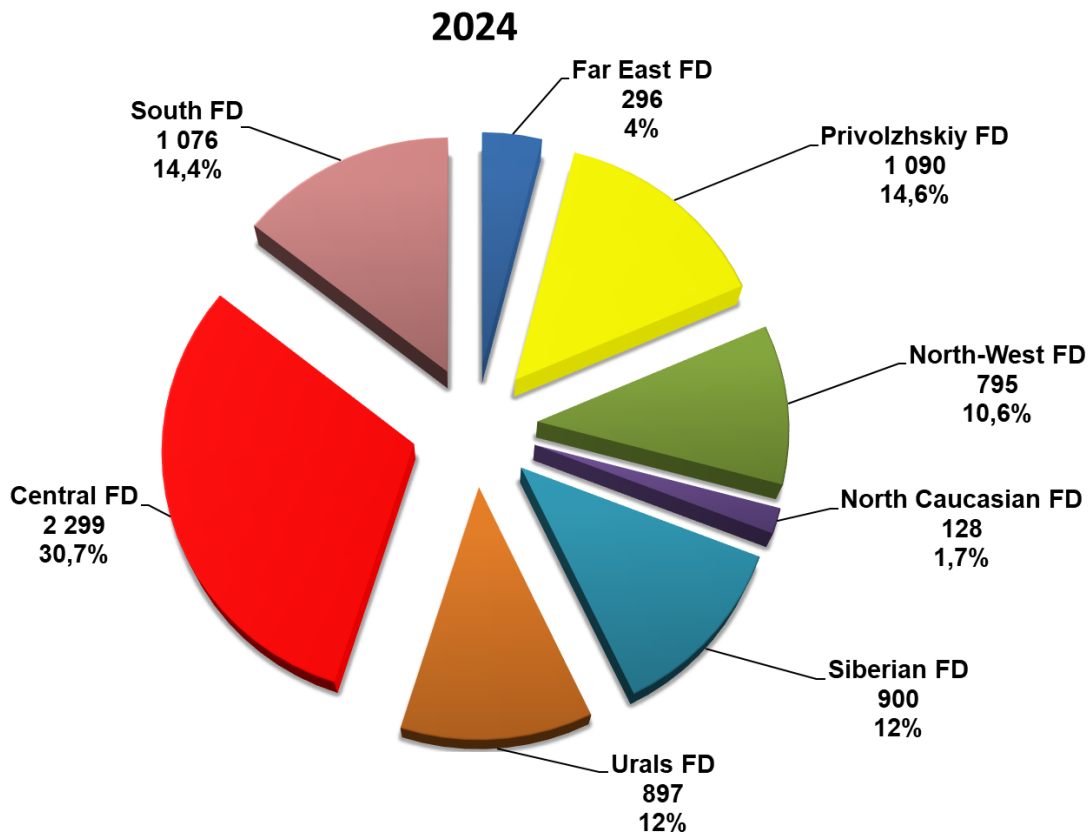
PAZ 4234
727 units **16,1%**





BUSES

Structure of new bus sales in Russia in 4 months 2024 by Federal District



OUR CONTACTS



ASM Holding, OAO

21/5, Entrance 6, Kuznetsky Most Street, Moscow 107031

Contract Department, tel.: +7 495 626 0944

e-mail: inf@asm-holding.ru

Head of Market Research Centre – **VASILY SEIN**

e-mail: vasein@asm-holding.ru

Telegram: [@marketASM](https://www.instagram.com/@marketASM)

Project Manager – **ALEXANDER STERLIKOV**

Mobile: +7 905 747 2431

e-mail: sterlikov@asm-holding.ru



Website: www.asm-holding.ru

Telegram: [@ASMHOLDING](https://www.instagram.com/@ASMHOLDING)

VKontakte: [oaoasmholding](https://vk.com/oaoasmholding)



Association of Russian Automakers (OAR)

8, Novovladykinsky Proezd, bldg. 5, POB 81, Moscow 127106

Tel.: +7 495 739 7095

e-mail: info_oar@mail.ru

Adviser for International Cooperation – **YURI KRAVTSOV**

e-mail: kravtsov_oar@mail.ru

Website: www.oar-info.ru