



PRESS-RELEASE

13 MAY 2024

AUTOMOBILE MARKET OF RUSSIA IN APRIL AND JANUARY-APRIL 2024 PASSENGER CARS, LIGHT COMMERCIAL VEHICLES AND PICKUPS

In April 2024, sales of new passenger cars, light commercial vehicles and pickups in Russia grew by 78.1% year-on-year to 146 984 vehicles. In January-April 2024, the total sales were 505 486 vehicles, up 85.3% year-on-year*.

Sales results by type of motor vehicles:

- Passenger cars – 135 618 units in April 2024, up 82.6% YOY; 465 592 units in January-April 2024, up 89.7%. Among them electric vehicles (BEV) – 2 279 units in April 2024, up 165.0% YOY; 8 416 units in January-April 2024, up 235.4% YOY.
- Light commercial vehicles including light trucks (N1 category, without pickups) and minibuses (M2 category) – 9 111 units in April 2024, up 30.1% YOY; 31 779 units in January-April 2024, up 38.2% YOY. Among them electric vehicles (BEV) – 7 units in April 2024, up 40.0% YOY; 12 units in January-April 2024, down 33.3% YOY.
- Pickups – 2 255 units in April 2024, up 78.3%; 8 115 units in January-April 2024, up 89.1% YOY.

* without sales to military, law enforcement and diplomatic agencies in RF

COMMENT:

Alexander Kovrigin, Deputy Managing Director of ASM Holding, commented:

Sales of passenger cars on the Russian market grew by 82.6% in April 2024 and by 89.7% in the first quarter of the year. We expect annual growth of car sales in 2024 by 30-35% over the 2023 result to reach 1.4 million units.

We noted a 78.3% increase of new pickup sales in April 2024 and an 89.1% increase in January-March. We forecast growth of sales in this segment through 2024 by 25-30%.

Sales in the segment of light commercial vehicles grew by 30.1% in April and by 38.2% year-to-date. We expect growth of LCV sales in 2024 by 15-20% over the previous year's result.

We suggest that the further sales growth rate will slow down, and the market will be stabilizing.

MIMS
automobility
MOSCOW

our partners

OUR CONTACTS:

ASM Holding, OAO

21/5, Kuznetsky Most St., 107031, Moscow, Russia

Tel: +7 (495) 625-51-79, +7 (495) 626-04-71

e-mail: inf@asm-holding.ru

Association of Russian Automakers (OAR)

8, Novovladykinsky Proezd, bldg 5, POB 81, 127106, Moscow, Russia

Tel: +7 (495) 739 70 95

e-mail: info_oar@mail.ru



Developed by specialists of
AVTOSTAT-INFO



PASSENGER CARS

Sales of new passenger cars in Russia in April and 4 months 2024 by brand

Brand	April 2024	April 2023	4 months 2024	4 months 2023	Change April 2024 vs 2023, %	Change 4 months 2024 vs 2023, %
LADA	42 594	25 344	134 900	88 922	68,1	51,7
HAVAL	14 661	6 840	52 939	22 915	114,3	131,0
GEELY	11 536	7 126	48 449	19 179	61,9	152,6
CHERY	12 999	9 272	45 473	29 796	40,2	52,6
CHANGAN	8 365	1 493	28 516	3 308	460,3	762,0
OMODA	4 839	2 471	15 450	7 882	95,8	96,0
EXEED	4 412	3 179	15 445	10 487	38,8	47,3
LI XIANG	2 249	39	10 410	80	5 666,7	12 912,5
TANK	2 417	517	8 827	639	367,5	1 281,4
JETOUR	3 146	26	8 300	38	12 000,0	21 742,1
BELGEE	3 020	0	7 364	0		
MOSKVICH	2 111	473	7 062	946	346,3	646,5
KIA	1 297	3 355	6 478	12 894	-61,3	-49,8
TOYOTA	1 402	1 738	6 393	5 761	-19,3	11,0
JAECOO	2 103	0	6 132	0		
HYUNDAI	1 185	2 835	5 276	10 916	-58,2	-51,7
GAC	1 171	28	4 555	101	4 082,1	4 409,9
VOYAH	964	162	4 463	455	495,1	880,9
BMW	1 398	759	4 348	2 372	84,2	83,3
ZEEKR	749	36	3 692	108	1 980,6	3 318,5
BAIC	1 242	0	3 161	5		63 120,0
UAZ	819	522	2 934	2 285	56,9	28,4
MERCEDES	843	566	2 580	1 999	48,9	29,1
FAW	845	194	2 405	622	335,6	286,7
KAIYI	724	145	2 376	176	399,3	1 250,0
VOLKSWAGEN	569	1 044	2 190	3 033	-45,5	-27,8
MAZDA	477	499	2 123	1 715	-4,4	23,8
LEXUS	499	403	2 072	1 265	23,8	63,8
JAC	666	885	1 801	1 949	-24,7	-7,6
MITSUBISHI	439	573	1 734	2 219	-23,4	-21,9
HONGQI	384	37	1 452	91	937,8	1 495,6
JETTA	301	0	1 194	0		
CHEVROLET	294	408	1 174	1 439	-27,9	-18,4
SOLARIS	998	0	1 164	0		
AUDI	314	275	1 143	910	14,2	25,6
SKODA	234	353	1 075	1 514	-33,7	-29,0
LIVAN	278	0	1 005	0		
HONDA	274	71	817	227	285,9	259,9
PORSCHE	237	159	782	591	49,1	32,3
LAND ROVER	252	173	776	572	45,7	35,7
SUBARU	173	140	698	536	23,6	30,2
EVOLUTE	206	187	623	552	10,2	12,9



PASSENGER CARS

Brand	April 2024	April 2023	4 months 2024	4 months 2023	Change April 2024 vs 2023, %	Change 4 months 2024 vs 2023, %
NISSAN	115	295	432	1 021	-61,0	-57,7
TESLA	129	123	402	377	4,9	6,6
BYD	131	58	386	143	125,9	169,9
AVATR	79	9	325	9	777,8	3 511,1
SWM	125	0	287	0		
HUAWEI	119	3	262	7	3 866,7	3 642,9
SUZUKI	58	121	252	375	-52,1	-32,8
JEEP	68	91	248	364	-25,3	-31,9
DONGFENG	101	2	217	10	4 950,0	2 070,0
CADILLAC	61	56	208	225	8,9	-7,6
ROX	87	0	175	0		
AEOLUS	62	0	161	0		
WEY	66	0	158	0		
RENAULT	22	643	154	2 656	-96,6	-94,2
LYNK AND CO	31	0	139	0		
LOTUS	33	0	136	0		
MG	63	3	135	4	2 000,0	3 275,0
FORD	44	33	128	93	33,3	37,6
VOLVO	26	39	122	143	-33,3	-14,7
GENESIS	25	115	109	511	-78,3	-78,7
YANGWANG	31	0	80	0		
PEUGEOT	17	12	75	43	41,7	74,4
CITROEN	17	72	70	175	-76,4	-60,0
FORTHING	29	0	69	0		
INFINITI	21	40	67	123	-47,5	-45,5
ORA	33	0	64	1		6 300,0
BENTLEY	21	8	62	43	162,5	44,2
GMC	15	16	58	58	-6,2	0,0
LAMBORGHINI	22	20	58	35	10,0	65,7
MINI	22	9	57	57	144,4	0,0
ROLLS ROYCE	16	6	51	23	166,7	121,7
SKYWELL	17	30	51	67	-43,3	-23,9
DFSK	28	44	49	89	-36,4	-44,9
HIPHI	14	4	47	9	250,0	422,2
DODGE	19	24	46	59	-20,8	-22,0
NIO	12	2	37	6	500,0	516,7
DENZA	11	0	36	0		
JAGUAR	5	6	31	23	-16,7	34,8
SOUEAST	4	0	29	0		
LINCOLN	10	7	25	16	42,9	56,2
SSANGYONG	7	6	24	24	16,7	0,0
TRUMPCHI	12	0	24	0		
AMBERAVTO	11	0	19	0		
DAIHATSU	5	1	19	7	400,0	171,4



PASSENGER CARS

Brand	April 2024	April 2023	4 months 2024	4 months 2023	Change April 2024 vs 2023, %	Change 4 months 2024 vs 2023, %
ACURA	4	4	17	22	0,0	-22,7
OSHAN	5	1	17	1	400,0	1 600,0
BUICK	2	0	16	6		166,7
LEAPMOTOR	5	1	16	4	400,0	300,0
BAW	8	0	15	0		
DACIA	0	0	15	4		275,0
GAZ	7	0	15	0		
HAIMA	4	0	13	0		
MASERATI	6	5	13	17	20,0	-23,5
SAIC-GM-WULING	6	0	11	0		
ALFA ROMEO	8	2	10	8	300,0	25,0
XIAOPENG	4	0	9	2		350,0
FERRARI	2	9	8	14	-77,8	-42,9
IRAN KHODRO	2	0	8	7		14,3
HOZON	4	0	7	2		250,0
ALPINA	2	1	5	3	100,0	66,7
BAOJUN	0	1	5	1	-100,0	400,0
ZHIJI	0	0	5	0		
ISUZU	2	3	4	9	-33,3	-55,6
KAMA	0	0	4	0		
ROEWE	1	0	4	1		300,0
VENUCIA	1	0	4	0		
ASTON MARTIN	1	1	3	3	0,0	0,0
RIVIAN	2	0	3	1		200,0
SOKON	1	2	3	9	-50,0	-66,7
WELTMEISTER	2	1	3	5	100,0	-40,0
CUPRA	0	1	2	1	-100,0	100,0
DAEWOO	0	3	2	10	-100,0	-80,0
FIAT	0	4	2	14	-100,0	-85,7
MAXUS	1	0	2	0		
MCLAREN	2	0	2	1		100,0
SMART	1	0	2	0		
ZOTYE	1	0	2	0		
CHRYSLER	1	0	1	0		
DAYUN	0	0	1	0		
IM MOTORS	0	0	1	0		
INEOS	0	0	1	0		
LUCID	1	0	1	0		
POLESTAR	1	3	1	4	-66,7	-75,0
SAMSUNG	0	0	1	0		
SEHOL	0	0	1	0		
WULING	0	2	1	2	-100,0	-50,0
XCITE	1	0	1	0		
ALPINE	0	0	0	1		-100,0



PASSENGER CARS

Brand	April 2024	April 2023	4 months 2024	4 months 2023	Change April 2024 vs 2023, %	Change 4 months 2024 vs 2023, %
BLAVAL	0	0	0	2		-100,0
ENOVATE	0	0	0	1		-100,0
JMEV	0	0	0	2		-100,0
OPEL	0	1	0	6	-100,0	-100,0
YEMA	0	1	0	1	-100,0	-100,0
TOTAL	135 618	74 271	465 592	245 459	82,6	89,7
TOTAL Russian brands	45 748	26 526	145 557	92 705	72,5	57,0
TOTAL foreign brands	89 870	47 745	320 035	152 754	88,2	109,5

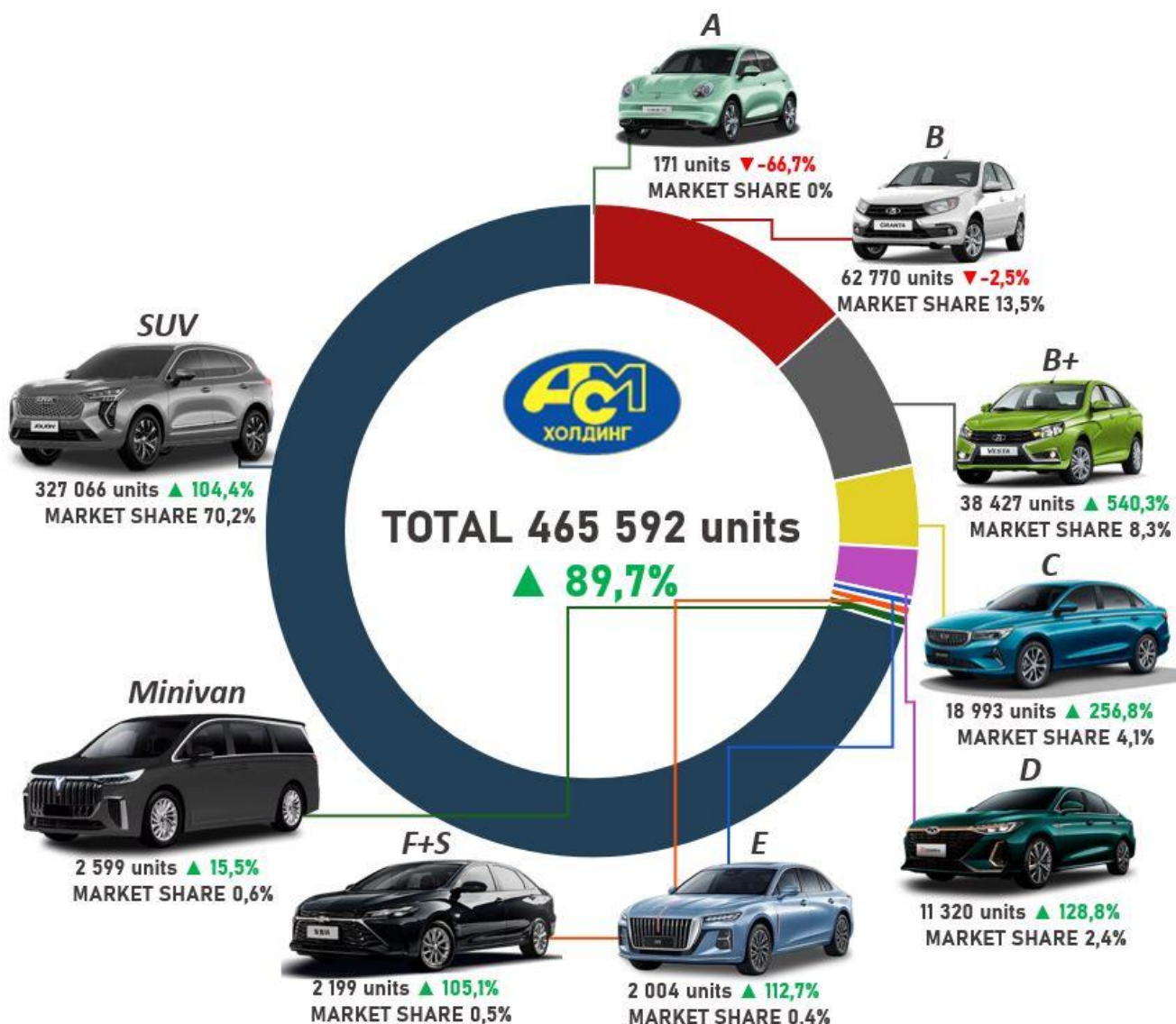


PASSENGER CARS

Sales of new passenger cars in Russia in April and 4 months 2024 by class

Class	April 2024	April 2023	4 months 2024	4 months 2023	Market share April 2024, %	Market share 4 months 2024, %	Change April 2024 vs 2023, %	Change 4 months 2024 vs 2023, %
A	57	147	171	513	0,0	0,0	-61,2	-66,7
B	19 714	18 825	62 770	64 346	14,5	13,5	4,7	-2,5
B+	14 233	1 258	38 427	6 001	10,5	8,3	1 031,4	540,3
C	6 147	1 809	18 993	5 323	4,5	4,1	239,8	256,8
D	3 721	1 654	11 320	4 948	2,7	2,4	125,0	128,8
E	594	313	2 004	942	0,4	0,4	89,8	112,7
F+S	628	342	2 199	1 072	0,5	0,5	83,6	105,1
Minivan	974	632	2 599	2 251	0,7	0,6	54,1	15,5
SUV	89 535	49 286	327 066	160 051	66,0	70,2	81,7	104,4
Not identified	15	5	43	12	0,0	0,0	200,0	258,3
TOTAL	135 618	74 271	465 592	245 459	100,0	100,0	82,6	89,7

4 months 2024





PASSENGER CARS

Top 25 model ranking of new passenger car sales in Russia in April and 4 months 2024

Rank	Model	Brand	April 2024	April 2023	4 months 2024	4 months 2023	Change April 2024 vs 2023, %	Change 4 months 2024 vs 2023, %
1	GRANTA	LADA	19 599	18 380	62 376	62 494	6,6	-0,2
2	VESTA	LADA	13 346	260	37 374	1 433	5 033,1	2 508,1
3	JOLION	HAVAL	6 142	3 531	22 170	10 702	73,9	107,2
4	2123 NIVA	LADA	5 073	3 784	17 881	14 247	34,1	25,5
5	2121 NIVA	LADA 4x4	4 551	2 808	16 937	9 956	62,1	70,1
6	MONJARO	GEELY	3 278	620	16 889	821	428,7	1 957,1
7	TIGGO 7 PRO	CHERY	4 402	0	14 041	0		
8	TIGGO 4 PRO	CHERY	4 304	3 381	13 007	7 005	27,3	85,7
9	C5	OMODA	3 518	2 471	12 438	7 882	42,4	57,8
10	M6	HAVAL	3 256	0	11 393	0		
11	COOLRAY	GEELY	2 087	4 156	10 195	10 500	-49,8	-2,9
12	CS55	CHANGAN	1 946	181	8 795	402	975,1	2 087,8
13	F7	HAVAL	1 966	902	7 575	3 942	118,0	92,2
14	X50	BELGEE	3 020	0	7 364	0		
15	DARGO	HAVAL	1 834	781	6 542	2 459	134,8	166,0
16	TIGGO 7 PRO	CHERY	878	3 071	6 216	11 910	-71,4	-47,8
17	MOSKVICH 3	MOSKVICH	1 806	463	6 126	903	290,1	578,4
18	J7	JAECOO	1 904	0	5 923	0		
19	UNI-K	CHANGAN	1 655	113	5 778	407	1 364,6	1 319,7
20	CS35	CHANGAN	1 837	664	5 670	1 324	176,7	328,2
21	ATLAS PRO	GEELY	1 994	1 011	5 652	4 842	97,2	16,7
22	TUGELLA	GEELY	1 478	1 290	5 562	2 878	14,6	93,3
23	LIL7	LI XIANG	1 066	0	5 201	0		
24	300	TANK	1 336	372	5 174	488	259,1	960,2
25	LIL9	LI XIANG	1 160	33	5 114	63	3 415,2	8 017,5

4 months 2024

LADA VESTA
37 374 units **2508,1%**



LADA GRANTA
62 376 units **-0,2%**



HAVAL JOLION
22 170 units **107,2%**





PASSENGER CARS

Sales of new electric cars (BEV) in Russia in April and 4 months 2024 by brand

Brand / electric cars	April 2024	April 2023	4 months 2024	4 months 2023	Change April 2024 vs 2023, %	Change 4 months 2024 vs 2023, %
ZEEKR	749	36	3 692	108	1980,6	3318,5
VOLKSWAGEN	139	198	663	555	-29,8	19,5
EVOLUTE	206	187	623	552	10,2	12,9
MOSKVICH	105	10	530	43	950,0	1132,6
TESLA	129	123	402	377	4,9	6,6
FAW	334	3	372	4	11033,3	9200,0
AVATR	79	9	325	9	777,8	3511,1
BYD	91	51	278	131	78,4	112,2
HONDA	65	11	214	29	490,9	637,9
BMW	49	41	179	121	19,5	47,9
VOYAH	22	53	152	175	-58,5	-13,1
LOTUS	33	0	136	0		
LI XIANG	22	0	97	0		
TOYOTA	11	0	68	5		1260,0
ORA	33	0	64	1		6300,0
MERCEDES-BENZ	18	13	62	34	38,5	82,4
HONGQI	19	28	59	74	-32,1	-20,3
HIPHI	14	4	47	9	250,0	422,2
PORSCHE	15	8	39	32	87,5	21,9
NIO	12	2	37	6	500,0	516,7
AUDI	15	32	35	96	-53,1	-63,5
SKYWELL	6	28	28	65	-78,6	-56,9
CHANGAN	8	1	24	2	700,0	1100,0
KIA	8	1	22	3	700,0	633,3
NISSAN	3	1	22	6	200,0	266,7
AMBERAVTO	11	0	19	0		
LEXUS	4	0	17	0		
DENZA	6	0	17	0		
HYUNDAI	5	2	14	13	150,0	7,7
MG	12	0	14	0		
CHERY	2	0	13	0		
GEELY	5	2	12	3	150,0	300,0
ROLLS ROYCE	5	0	11	0		
SAIC-GM-WULING	6	0	11	0		
HUAWEI	6	0	9	0		
XIAOPENG	4	0	9	2		350,0
GAC	4	1	8	1	300,0	700,0
LEAPMOTOR	2	1	7	4	100,0	75,0
HOZON	4	0	7	2		250,0
CADILLAC	0	1	6	1	-100,0	500,0
JAGUAR	1	0	6	0		
BAOJUN	0	1	5	1	-100,0	400,0
ZHIJI	0	0	5	0		
MITSUBISHI	2	0	4	4		0,0
ROX	3	0	4	0		
KAMA	0	0	4	0		



PASSENGER CARS

Brand / electric cars	April 2024	April 2023	4 months 2024	4 months 2023	Change April 2024 vs 2023, %	Change 4 months 2024 vs 2023, %
LADA	0	0	3	0		
EXEED	0	0	3	0		
FORD	2	1	3	5	100,0	-40,0
VOLVO	0	1	3	2	-100,0	50,0
YANGWANG	1	0	3	0		
MINI	0	1	3	3	-100,0	0,0
WELTMEISTER	2	1	3	5	100,0	-40,0
RIVIAN	2	0	3	1		200,0
HAVAL	0	0	2	0		
GENESIS	1	0	2	0		
FORTHING	0	0	2	0		
SMART	1	0	2	0		
TANK	0	0	1	0		
JETOUR	0	0	1	0		
BAIC	0	0	1	2		-50,0
DONGFENG	0	1	1	2	-100,0	-50,0
WEY	0	0	1	0		
PEUGEOT	0	0	1	0		
BAW	0	0	1	0		
SOKON	1	0	1	0		
FIAT	0	0	1	5		-80,0
POLESTAR	1	3	1	4	-66,7	-75,0
LUCID	1	0	1	0		
IM MOTORS	0	0	1	0		
MAZDA	0	1	0	3	-100,0	-100,0
RENAULT	0	0	0	1		-100,0
ROEWE	0	0	0	1		-100,0
WULING	0	2	0	2	-100,0	-100,0
YEMA	0	1	0	1	-100,0	-100,0
BLAVAL	0	0	0	2		-100,0
JMEV	0	0	0	2		-100,0
TOTAL	2 279	860	8 416	2 509	165,0	235,4
TOTAL Russian brands	322	197	1 179	595	63,5	98,2
TOTAL foreign brands	1 957	663	7 237	1 914	195,2	278,1

4 months 2024

ZEEKR 001

2 423 units **2143,5%**

ZEEKR X

798 units **NEW**



MOSKVICH 3E

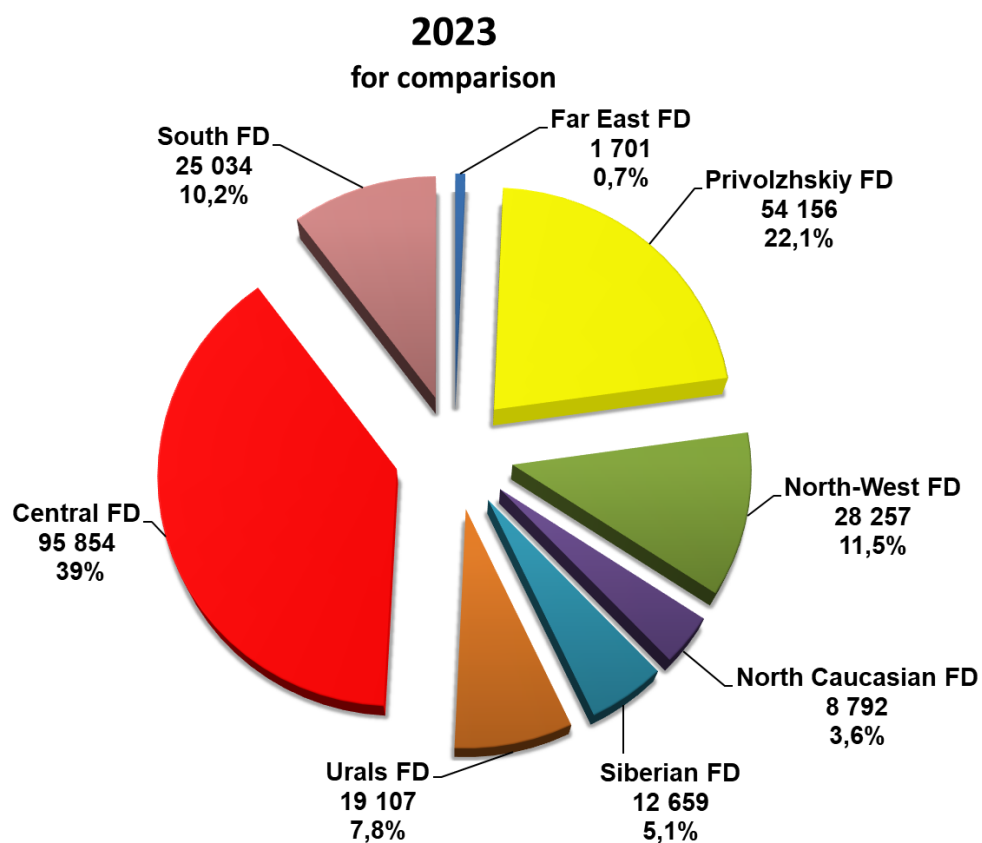
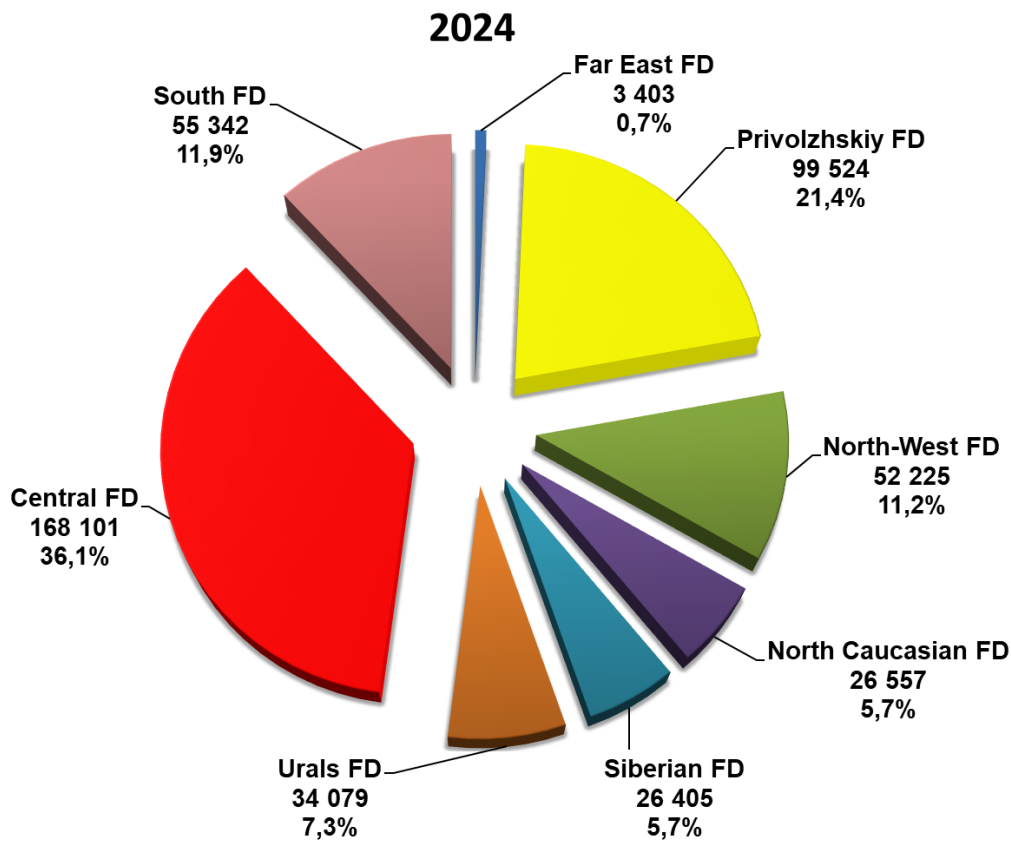
530 units **1132,6%**





PASSENGER CARS

Structure of new car sales in Russia in 4 months 2024 by Federal District





LIGHT COMMERCIAL VEHICLES

Sales of new light commercial vehicles in Russia Including light trucks (N1 category) and minibuses (M2 category) in April and 4months 2024 by brand (without pickups)

Brand	April 2024	April 2023	4 months 2024	4 months 2023	Change April 2024 vs 2023, %	Change 4 months 2024 vs 2023, %
GAZ	5 256	4 418	18 533	13 838	19,0	33,9
UAZ	1 625	1 256	6 115	4 385	29,4	39,5
SOLLERS	811	254	2 684	672	219,3	299,4
LADA	581	362	1 673	1 331	60,5	25,7
DONGFENG	190	38	587	79	400,0	643,0
MERCEDES	133	131	424	493	1,5	-14,0
KAMAZ	74	0	306	0		
FORD	90	188	303	966	-52,1	-68,6
FOTON	67	0	198	0		
VOLKSWAGEN	40	88	157	259	-54,5	-39,4
CHANGAN	27	0	105	2		5 150,0
IVECO	31	23	80	88	34,8	-9,1
HONGQI	26	0	73	0		
FIAT	25	47	70	90	-46,8	-22,2
PEUGEOT	23	55	66	231	-58,2	-71,4
SUZUKI	12	43	64	97	-72,1	-34,0
KIA	14	23	59	86	-39,1	-31,4
RENAULT	20	6	54	39	233,3	38,5
CITROEN	15	30	51	144	-50,0	-64,6
BAW	17	11	31	32	54,5	-3,1
JAC	4	0	26	2		1 200,0
HYUNDAI	9	6	24	43	50,0	-44,2
TOYOTA	5	13	23	46	-61,5	-50,0
MAXUS	2	0	18	0		
OPEL	3	3	12	48	0,0	-75,0
WULING	6	0	12	1		1 100,0
DFSK	1	0	6	0		
FORTHING	1	0	3	0		
GMC	0	0	3	0		
JINBEI	0	0	2	0		
MAZ	0	0	2	2		0,0
MITSUBISHI	0	2	2	6	-100,0	-66,7
NISSAN	0	3	2	5	-100,0	-60,0
SAIC-GM-WULING	0	0	2	0		
SHINERAY	1	0	2	0		
BRILLIANCE	0	0	1	0		
CHERY	0	0	1	0		
CHUSHENG	0	0	1	0		
DAIHATSU	0	0	1	0		
EVM	0	0	1	1		0,0
JENHOO	1	0	1	0		



LIGHT COMMERCIAL VEHICLES

Brand	April 2024	April 2023	4 months 2024	4 months 2023	Change April 2024 vs 2023, %	Change 4 months 2024 vs 2023, %
KAMAG	1	0	1	0		
LDV	0	3	0	4	-100,0	-100,0
SKYWELL	0	0	0	1		-100,0
TOTAL	9 111	7 003	31 779	22 991	30,1	38,2
TOTAL Russian brands	8 347	6 290	29 312	20 227	32,7	44,9
TOTAL foreign brands	764	713	2 467	2 764	7,2	-10,7

Sales of new electric light commercial vehicles (BEV) in Russia in April and 4 months 2024 by brand (without pickups)

Brand / electric LCV	April 2024	April 2023	4 months 2024	4 months 2023	Change April 2024 vs 2023, %	Change 4 months 2024 vs 2023, %
MERCEDES	4	1	6	9	300,0	-33,3
GAZ	1	0	2	1		100,0
MAXUS	1	0	1	0		
EVM	0	0	1	0		
JENHOO	1	0	1	0		
CHERY	0	0	1	0		
UAZ	0	0	0	2		-100,0
FORD	0	1	0	1	-100,0	-100,0
WULING	0	0	0	1		-100,0
LDV	0	3	0	3	-100,0	-100,0
SKYWELL	0	0	0	1		-100,0
TOTAL	7	5	12	18	40,0	-33,3
TOTAL Russian brands	1	0	3	3		0,0
TOTAL foreign brands	6	5	9	15	20,0	-40,0



LIGHT COMMERCIAL VEHICLES

Top 25 model ranking of new LCV sales including light trucks (N1 category) and minibuses (M2 category) in Russia, in April and 4 months 2024 (without pickups)

Rank	Model	Brand	April 2024	April 2023	4 months 2024	4 months 2023	Change April 2024 vs 2023, %	Change 4 months 2024 vs 2023, %
1	GAZelle NEXT	GAZ	3 291	2 800	11 110	8 291	17,5	34,0
2	3909	UAZ	713	455	2 668	1 826	56,7	46,1
3	3302 GAZelle	GAZ	716	577	2 519	1 759	24,1	43,2
4	ATLANT	SOLLERS	627	230	2 076	600	172,6	246,0
5	2752 SOBOL	GAZ	509	461	2 035	1 549	10,4	31,4
6	PROFI	UAZ	434	295	1 624	1 020	47,1	59,2
7	2349 WIS	LADA	540	294	1 551	930	83,7	66,8
8	2206	UAZ	235	143	738	437	64,3	68,9
9	2310 SOBOL	GAZ	181	174	637	589	4,0	8,1
10	SOBOL NN	GAZ	87	71	618	352	22,5	75,6
11	ARGO	SOLLERS	184	24	608	72	666,7	744,4
12	3221 GAZelle	GAZ	141	120	600	513	17,5	17,0
13	CAPTAIN T	DONGFENG	140	38	445	79	268,4	463,3
14	3741	UAZ	112	90	379	365	24,4	3,8
15	2217 SOBOL	GAZ	91	121	373	426	-24,8	-12,4
16	3962	UAZ	55	132	360	347	-58,3	3,7
17	GAZelle NN	GAZ	93	19	331	155	389,5	113,5
18	V-CLASS	MERCEDES	98	99	322	371	-1,0	-13,2
19	KOMPAS 5 4X2	KAMAZ	74	0	306	0		
20	TRANSIT	FORD	88	187	297	960	-52,9	-69,1
21	2705 GAZelle	GAZ	81	75	244	203	8,0	20,2
22	TOANO	FOTON	67	0	198	0		
23	K33-561	DONGFENG	49	0	140	0		
24	128811	UAZ	17	100	137	259	-83,0	-47,1
25	3303	UAZ	39	41	126	124	-4,9	1,6

4 months 2024

GAZelle NEXT

11 110 units **34%**

UAZ 3909

2 668 units **46,1%**



GAZelle 3302

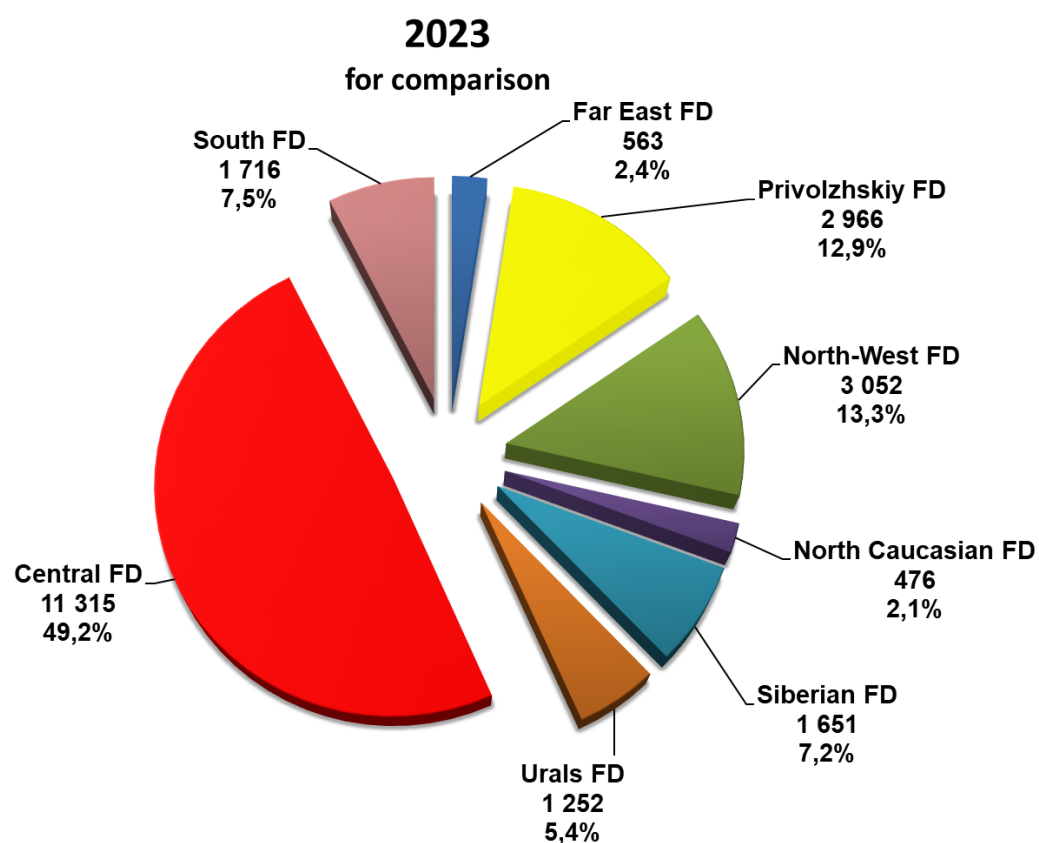
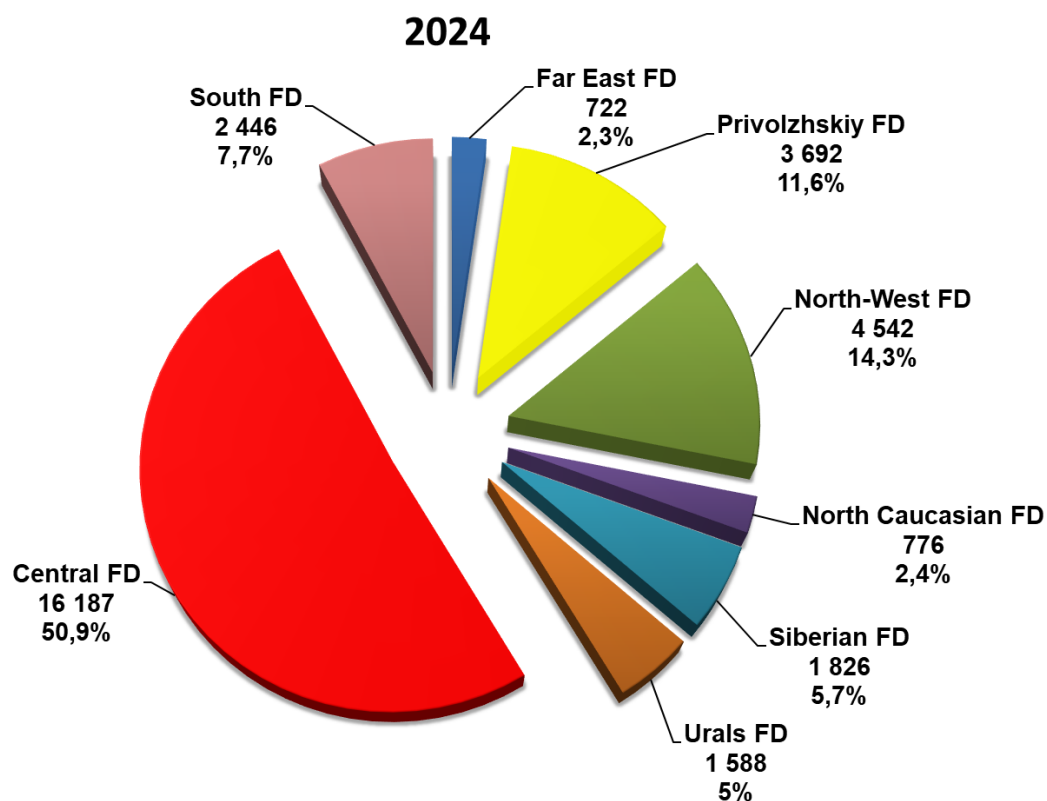
2 519 units **43,2%**





LIGHT COMMERCIAL VEHICLES

Structure of new LCV sales including light trucks (N1 category) and minibuses (M2 category) in Russia in 4 months 2024 by Federal District





PICKUPS

Sales of new pickups in Russia in April and 4 months 2024 by brand

Brand	April 2024	April 2023	4 months 2024	4 months 2023	Change April 2024 vs 2023, %	Change 4 months 2024 vs 2023, %
GREAT WALL	608	348	2 533	1 184	74,7	113,9
UAZ	357	286	1 350	918	24,8	47,1
JAC	378	98	1 175	246	285,7	377,6
DODGE	187	144	640	468	29,9	36,8
SOLLERS	218	0	582	0		
CHANGAN	132	0	489	0		
MITSUBISHI	119	132	440	546	-9,8	-19,4
TOYOTA	83	154	336	611	-46,1	-45,0
DONGFENG	28	63	163	200	-55,6	-18,5
FOTON	70	0	163	0		
FORD	20	29	66	68	-31,0	-2,9
ISUZU	21	1	66	10	2 000,0	560,0
LANDWIND JIANGLING - JMC	8	0	32	0		
GMC	9	5	21	18	80,0	16,7
VOLKSWAGEN	3	0	13	0		
GEELY	3	0	10	0		
CHEVROLET	0	0	7	7		0,0
HYUNDAI	2	0	7	1		600,0
NISSAN	1	0	6	0		
JEEP	1	5	5	15	-80,0	-66,7
HUANGHAI	4	0	4	0		
MAXUS	2	0	4	0		
KAICENE	0	0	1	0		
LADA	0	0	1	0		
VGX	1	0	1	0		
TOTAL	2 255	1 265	8 115	4 292	78,3	89,1
TOTAL Russian brands	575	286	1 933	918	101,0	110,6
TOTAL foreign brands	1 680	979	6 182	3 374	71,6	83,2



PICKUPS

Top 15 model ranking of new pickup sales in Russia in April and 4 months 2024

Rank	Model	Brand	April 2024	April 2023	4 months 2024	4 months 2023	Change April 2024 vs 2023, %	Change 4 months 2024 vs 2023, %
1	POER KINGKONG	GREAT WALL	588	0	2 465	0		
2	2363 PICKUP	UAZ	357	286	1 350	918	24,8	47,1
3	T8 PRO	JAC	186	1	759	3	18 500,0	25 200,0
4	RAM	PICKUP	187	144	640	468	29,9	36,8
5	ST6	SOLLERS	218	0	582	0		
6	HUNTER PLUS	CHANGAN	129	0	477	0		
7	L200	MITSUBISHI	119	132	440	546	-9,8	-19,4
8	HILUX	TOYOTA	64	133	271	521	-51,9	-48,0
9	T6	JAC	46	97	266	239	-52,6	11,3
10	TUNLAND	FOTON	70	0	163	0		
11	RICH	DONGFENG	27	0	161	0		
12	T9 HUNTER	JAC	79	0	83	0		
13	T8	JAC	67	0	67	1		6 600,0
14	D-MAX	ISUZU	21	1	66	10	2 000,0	560,0
15	TUNDRA	TOYOTA	17	19	62	82	-10,5	-24,4

4 months 2024

GREAT WALL POER KINGKONG

2 465 units **NEW**

UAZ 2363 PICKUP

1 350 units **47,1%**



JAC T8 PRO

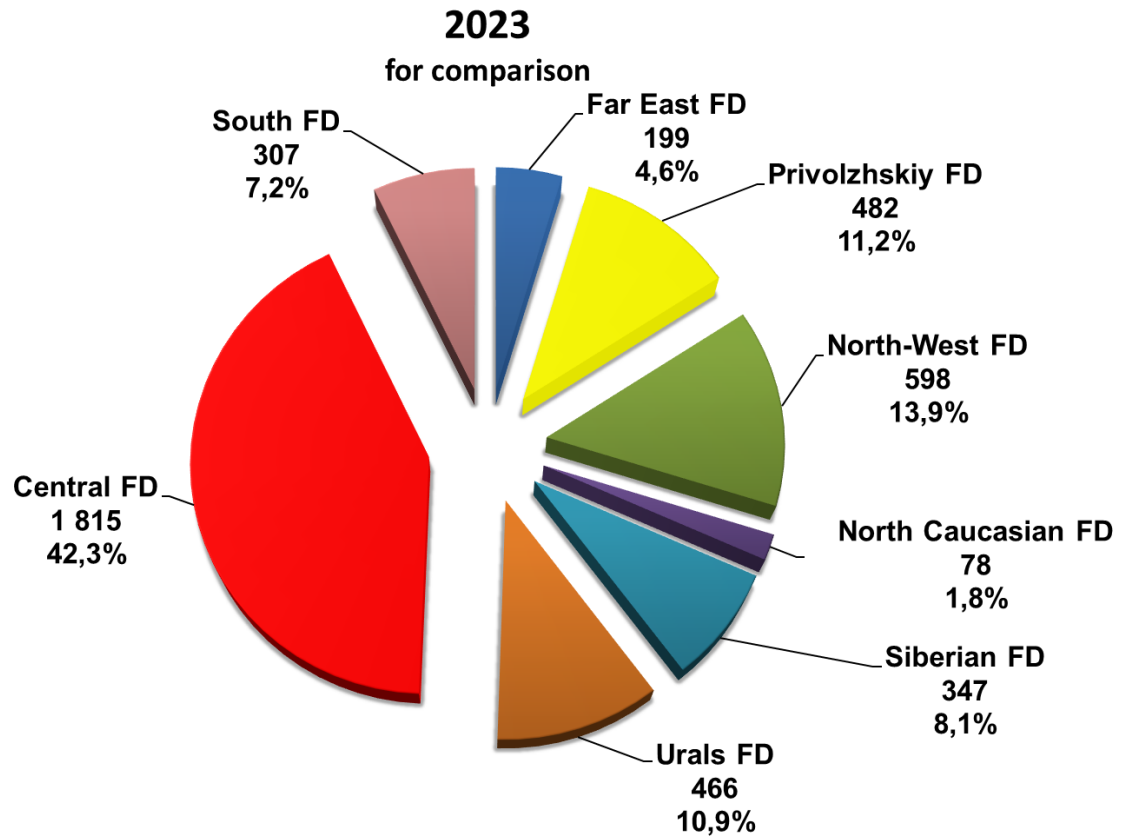
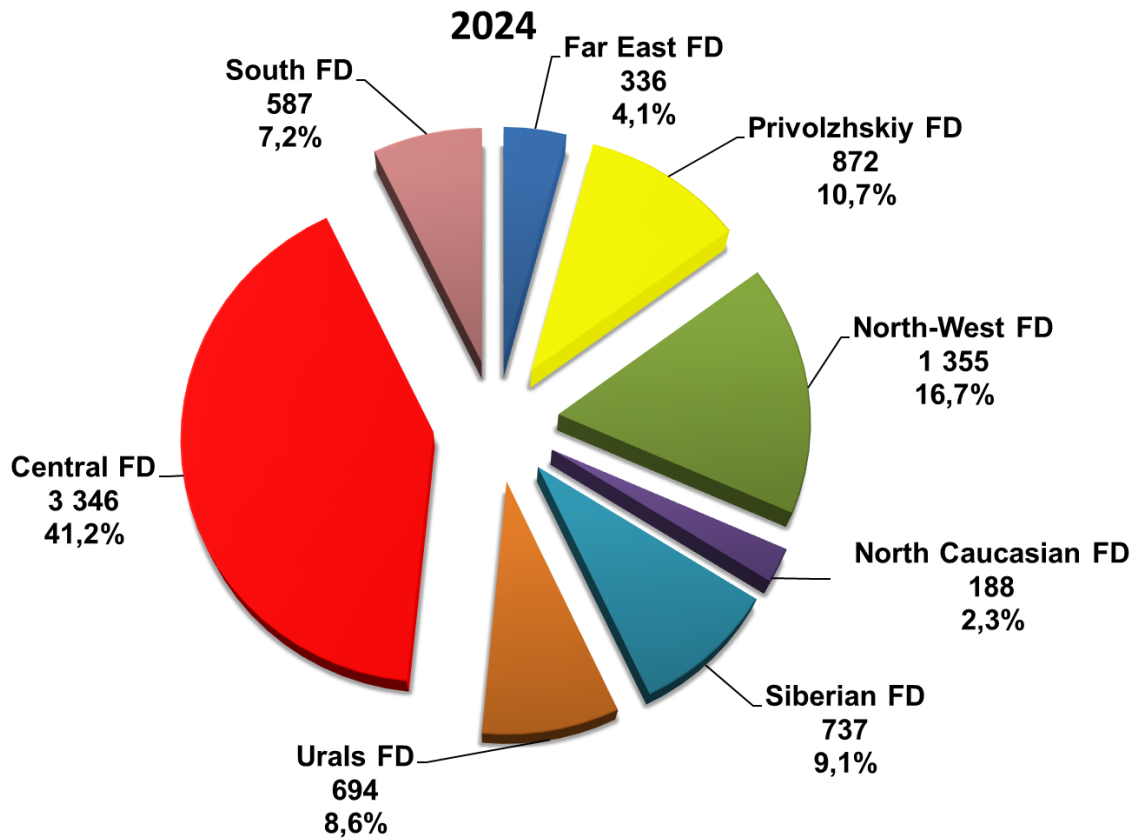
759 units **25200%**





PICKUPS

Structure of sales of new pickups in Russia in 4 months 2024 by Federal District



OUR CONTACTS



ASM Holding, OAO

21/5, Entrance 6, Kuznetsky Most Street, Moscow 107031

Contract Department, tel.: +7 495 626 0944

e-mail: inf@asm-holding.ru

Head of Market Research Centre – **VASILY SEIN**

e-mail: vasein@asm-holding.ru

Telegram: [@marketASM](https://www.instagram.com/@marketASM)

Project Manager – **ALEXANDER STERLIKOV**

Mobile: +7 905 747 2431

e-mail: sterlikov@asm-holding.ru

Website: www.asm-holding.ru

Telegram: [@ASMHOLDING](https://www.instagram.com/@ASMHOLDING)

Vkontakte: [oaoasmholding](https://vk.com/oaoasmholding)



Association of Russian Automakers (OAR)

8, Novovladykinsky Proezd, bldg. 5, POB 81, Moscow 127106

Tel.: +7 495 739 7095

e-mail: info_oar@mail.ru

Adviser for International Cooperation – **YURI KRAVTSOV**

e-mail: kravtsov_oar@mail.ru

Website: www.oar-info.ru