



12 MARCH 2025

AUTOMOBILE MARKET OF RUSSIA IN FEBRUARY AND JANUARY-FEBRUARY 2025 NEW PASSENGER CARS, LIGHT COMMERCIAL VEHICLES AND PICKUPS

In February 2025, sales of new passenger cars, light commercial vehicles and pickups in Russia fell by 26.2% year-on-year to 84 040 vehicles. In January-February 2025, the total sales were 178 930 units, down 11.1% year-on-year.*

Sales results by type of motor vehicles:

- Passenger cars – 76 348 units in February 2025, down 26.4% YOY; 163 657 units in January-February 2025, down 11.1% YOY.
Among them electric vehicles (BEV) – 612 units in February 2025, down 69.0% YOY; 1 274 units in January-February 2025, down 63.8% YOY.
- Light commercial vehicles including light trucks (N1 category, without pickups) and minibuses (M2 category) – 5 987 units in February 2025, down 27.0% YOY; 11 726 units in January-February 2025, down 14.9% YOY.
- Pickups – 1 705 units in February 2025, down 12.2% YOY; 3 547 units in January-February 2025, up 5.1% YOY.

* without sales to military, law enforcement and diplomatic agencies in RF

COMMENT:

Vasily Sein, Head of the Market Research Centre at ASM Holding, commented:

In February 2025, sales of new passenger cars continued to fall, the February sales being 13% lower than the sales in January 2025 (87 309 units) and 26% lower than the sales in February 2024. The car sales in January-February 2025 were 11% less than those in the same period of the last year. Sales of foreign-branded cars in January-February 2025 were down 19% year-on-year, while sales of Russian brands grew by 6% to 59 382 cars. The top-3 best-selling passenger car models in January-February 2025 include LADA GRANTA with 20 982 vehicles sold (down 17%), LADA VESTA with 16 165 vehicles sold, which is 27% more than the sales result of January-February 2024, and HAVAL JOLION with 7912 vehicles sold (down 17.4%). Sales of battery electric vehicles (BEVs) in January-February 2025 fell by 64% in comparison with the result of the first two months of 2024 (1973 units).

In the segment of light commercial vehicles, February of 2025 showed a slight growth of sales, by 4.3%, in comparison with the result of January 2025 (5739 units). However, cumulatively in the first two months of this year, LCV sales fell by 15%. Sales of foreign-branded LCVs in January-February 2025 grew by 20%, while sales of domestic brands fell by 17.5%. The best sales results were shown by the Russian brands: GAZ – 5487 units (down 32%), LADA – 2103 units (growth by 3.5 times), and UAZ – 1852 units (down 37%). The share of GAZ brand in January-February 2025 was 47% of the new LCV market. The best-selling LCV model in January-February 2025 is GAZelle NEXT (3064 units sold, down 33%).

Sales of pickups in January-February 2025 grew by 5% year-on-year. The top-3 best-selling pickup brands include JAC – 862 units (up 83%), GREAT WALL – 515 units (down 52%), and SOLLERS – 470 units (growth by 2.9 times). The best-selling pickup model is JAC T9 HUNTER – 618 units. The share of foreign brands is 75% of the pickup market.

The trend for declining sales of new passenger cars and light commercial vehicles is expected to continue in the coming months.

OUR CONTACTS:

ASM Holding, OAO

21/5, Kuznetsky Most St., 107031, Moscow, Russia

Tel: +7 (495) 625-51-79, +7 (495) 626-04-71

e-mail: inf@asm-holding.ru

Association of Russian Automakers (OAR)

8, Novovladykinsky Proezd, bldg 5, POB 81, 127106, Moscow, Russia

Tel: +7 (495) 739 70 95

e-mail: info_oar@mail.ru



Developed by specialists of
AVTOSTAT-INFO



PASSENGER CARS

Sales of new passenger cars in Russia in February and 2 months 2025 by brand

Brand	February 2025	February 2024	2 months 2025	2 months 2024	Change February 2025 vs 2024, %	Change 2 months 2025 vs 2024, %
LADA	24 587	29 181	52 152	51 885	-15,7	0,5
HAVAL	9 569	12 236	21 400	22 054	-21,8	-3,0
CHERY	8 385	10 162	17 346	19 105	-17,5	-9,2
GEELY	5 093	12 466	11 304	21 705	-59,1	-47,9
CHANGAN	4 270	5 994	9 165	10 869	-28,8	-15,7
OMODA	2 037	3 187	4 361	5 906	-36,1	-26,2
JETOUR	1 770	1 466	3 983	2 505	20,7	59,0
BELGEE	1 998	1 065	3 814	1 592	87,6	139,6
JAECOO	1 630	1 165	3 407	2 076	39,9	64,1
EXEED	1 437	3 477	3 093	6 298	-58,7	-50,9
TANK	1 400	2 067	3 072	3 825	-32,3	-19,7
MOSKVICH	1 178	1 264	2 555	2 485	-6,8	2,8
SOLARIS	1 166	0	2 458	0		
GAC	1 081	1 030	2 448	1 565	5,0	56,4
TOYOTA	950	1 565	2 097	2 658	-39,3	-21,1
LI XIANG	690	2 731	1 645	4 503	-74,7	-63,5
BMW	590	891	1 251	1 425	-33,8	-12,2
SWM	533	66	1 193	101	707,6	1 081,2
HYUNDAI	372	1 353	996	2 172	-72,5	-54,1
KNEWSTAR	389	0	948	0		
HONGQI	379	364	906	657	4,1	37,9
XCITE	414	0	894	0		
VOYAH	365	1 242	847	1 991	-70,6	-57,5
MERCEDES	428	529	838	865	-19,1	-3,1
UAZ	415	754	793	1 372	-45,0	-42,2
BAIC	316	479	726	810	-34,0	-10,4
KIA	331	1 582	712	2 894	-79,1	-75,4
KAIYI	251	557	654	973	-54,9	-32,8
JAC	296	313	637	673	-5,4	-5,3
ZEEKR	200	985	483	1 698	-79,7	-71,6
DONGFENG	284	26	474	32	992,3	1 381,2
WEY	342	24	463	39	1 325,0	1 087,2
VOLKSWAGEN	238	519	460	862	-54,1	-46,6
SKODA	168	262	400	459	-35,9	-12,9
EVOLUTE	182	168	393	279	8,3	40,9
HUAWEI AITO	159	43	377	58	269,8	550,0
SOUEAST	198	8	353	15	2 375,0	2 253,3
LEXUS	154	449	340	741	-65,7	-54,1
MAZDA	143	520	338	795	-72,5	-57,5
JETTA	251	217	336	537	15,7	-37,4
LAND ROVER	167	138	315	259	21,0	21,6
AUDI	146	253	280	423	-42,3	-33,8



PASSENGER CARS

Brand	February 2025	February 2024	2 months 2025	2 months 2024	Change February 2025 vs 2024, %	Change 2 months 2025 vs 2024, %
HONDA	82	172	228	279	-52,3	-18,3
LIVAN	97	233	225	454	-58,4	-50,4
PORSCHE	114	160	206	276	-28,8	-25,4
AEOLUS	98	32	174	51	206,2	241,2
BYD	66	73	174	118	-9,6	47,5
FAW	82	546	164	968	-85,0	-83,1
DFSK	78	3	150	9	2 500,0	1 566,7
AVATR	98	67	144	104	46,3	38,5
NISSAN	57	117	128	170	-51,3	-24,7
SUZUKI	42	65	92	108	-35,4	-14,8
SUBARU	34	168	84	264	-79,8	-68,2
ORA	45	8	82	17	462,5	382,4
PEUGEOT	37	26	73	35	42,3	108,6
MG	51	19	67	27	168,4	148,1
MITSUBISHI	31	416	65	684	-92,5	-90,5
AURUS	24	7	63	18	242,9	250,0
JEEP	31	50	63	86	-38,0	-26,7
CHEVROLET	29	278	62	398	-89,6	-84,4
VOLVO	25	26	58	46	-3,8	26,1
AVRORA	19	0	55	0		
LYNK AND CO	21	26	50	43	-19,2	16,3
ROX	23	18	43	18	27,8	138,9
XIAOMI	23	0	40	0		
FORTHING	17	13	37	24	30,8	54,2
GENESIS	10	34	31	54	-70,6	-42,6
CADILLAC	14	51	30	78	-72,5	-61,5
DENZA	12	10	28	14	20,0	100,0
INFINITI	10	9	28	18	11,1	55,6
TESLA	12	69	28	115	-82,6	-75,7
VGX	11	0	28	0		
ROLLS ROYCE	11	6	27	14	83,3	92,9
CITROEN	8	16	21	32	-50,0	-34,4
BENTLEY	7	10	20	21	-30,0	-4,8
AMBERAVTO	7	0	19	0		
LAMBORGHINI	7	7	17	14	0,0	21,4
FORD	8	27	16	42	-70,4	-61,9
MINI	10	10	14	17	0,0	-17,6
GMC	5	8	11	25	-37,5	-56,0
LOTUS	6	42	11	55	-85,7	-80,0
YANGWANG	4	8	11	11	-50,0	0,0
LINCOLN	2	5	7	9	-60,0	-22,2
HAIMA	1	3	6	4	-66,7	50,0
DAIHATSU	3	5	5	7	-40,0	-28,6
JAGUAR	2	7	5	10	-71,4	-50,0



PASSENGER CARS

Brand	February 2025	February 2024	2 months 2025	2 months 2024	Change February 2025 vs 2024, %	Change 2 months 2025 vs 2024, %
TRUMPCHI	0	3	5	4	-100,0	25,0
VENUCIA	0	0	5	1		400,0
FERRARI	3	0	4	2		100,0
HOZON	3	2	4	2	50,0	100,0
OSHAN	3	4	4	6	-25,0	-33,3
SSANGYONG	2	8	4	8	-75,0	-50,0
ALPINA	1	0	3	1		200,0
HIPHI	2	5	3	14	-60,0	-78,6
SAMSUNG	1	1	3	1	0,0	200,0
SKYWELL	2	8	3	11	-75,0	-72,7
ACURA	0	4	2	8	-100,0	-75,0
BAW	1	1	2	3	0,0	-33,3
DODGE	0	9	2	18	-100,0	-88,9
SAIC-GM-WULING	0	3	2	3	-100,0	-33,3
STELATO	1	0	2	0		
ARCFOX	0	0	1	0		
BAOJUN	0	0	1	2		-50,0
FIAT	0	1	1	2	-100,0	-50,0
IM	0	0	1	0		
INEOS	0	0	1	1		0,0
LEAPMOTOR	1	2	1	3	-50,0	-66,7
MAXUS	0	0	1	1		0,0
NIO	0	12	1	18	-100,0	-94,4
RENAULT	0	52	1	94	-100,0	-98,9
SRM	1	0	1	0		
WULING	0	1	1	1	-100,0	0,0
ZOTYE	1	0	1	0		
ALFA ROMEO	0	1	0	2	-100,0	-100,0
ASTON MARTIN	0	2	0	2	-100,0	-100,0
BUICK	0	5	0	6	-100,0	-100,0
DACIA	0	12	0	12	-100,0	-100,0
GAZ	0	1	0	1	-100,0	-100,0
IM MOTORS	0	1	0	1	-100,0	-100,0
IRAN KHODRO	0	4	0	6	-100,0	-100,0
ISUZU	0	1	0	1	-100,0	-100,0
KAMA	0	0	0	4		-100,0
MASERATI	0	3	0	3	-100,0	-100,0
ROEWE	0	1	0	2	-100,0	-100,0
SOKON	0	1	0	2	-100,0	-100,0
XIAOPENG	0	0	0	1		-100,0
ZHIJI	0	2	0	4	-100,0	-100,0
TOTAL	76 348	103 798	163 657	184 149	-26,4	-11,1
TOTAL Russian brands	27 992	31 375	59 382	56 044	-10,8	6,0
TOTAL foreign brands	48 356	72 423	104 275	128 105	-33,2	-18,6

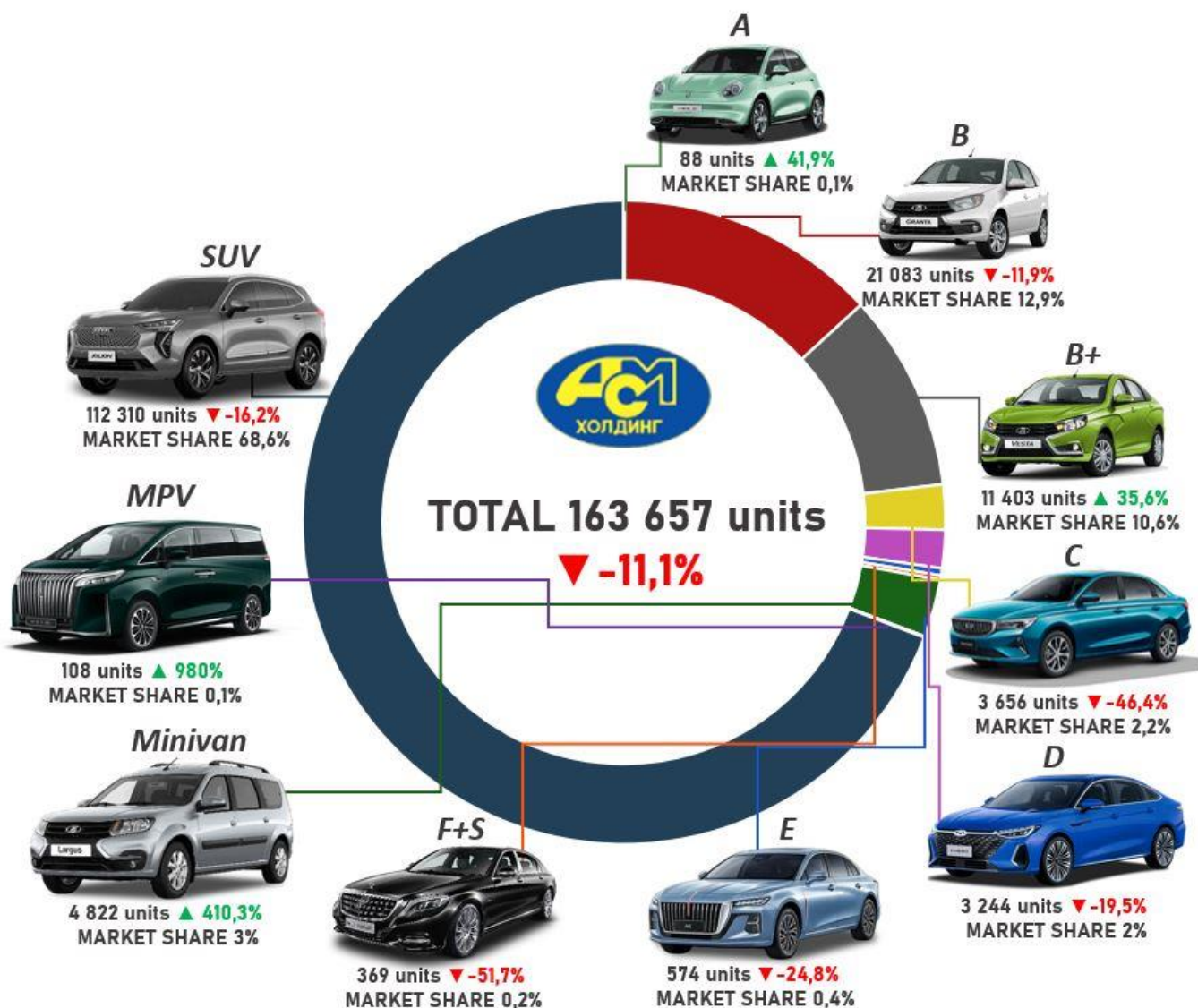


PASSENGER CARS

Sales of new passenger cars in Russia in February and 2 months 2025 by class

Class	February 2025	February 2024	2 months 2025	2 months 2024	Market share February 2025, %	Market share 2 months 2025, %	Change February 2025 vs 2024, %	Change 2 months 2025 vs 2024, %
A	44	34	88	62	0,1	0,1	29,4	41,9
B	9 606	13 429	21 083	23 924	12,6	12,9	-28,5	-11,9
B+	8 746	7 312	17 403	12 832	11,5	10,6	19,6	35,6
C	1 684	3 882	3 656	6 821	2,2	2,2	-56,6	-46,4
D	1 570	2 271	3 244	4 030	2,1	2,0	-30,9	-19,5
E	264	451	574	763	0,4	0,4	-41,5	-24,8
F+S	176	466	369	764	0,2	0,2	-62,2	-51,7
Minivan	2 289	520	4 822	945	3,0	3,0	340,2	410,3
MPV	58	6	108	10	0,1	0,1	866,7	980,0
SUV	51 911	75 425	112 310	133 996	68,0	68,6	-31,2	-16,2
Not identified	0	2	0	2	0	0	-100,0	-100,0
TOTAL	76 348	103 798	163 657	184 149	100,0	100,0	-26,5	-11,1

2 months 2025





PASSENGER CARS

Top 25 model ranking of new passenger car sales in Russia in February and 2 months 2025

Rank	Model	Brand	February 2025	February 2024	2 months 2025	2 months 2024	Change February 2025 vs 2024,%	Change 2 months 2025 vs 2024,%
1	GRANTA	LADA	9 541	13 340	20 982	23 760	-28,5	-11,7
2	VESTA	LADA	8 168	7 277	16 165	12 759	12,2	26,7
3	JOLION	HAVAL	3 769	5 146	7 912	9 579	-26,8	-17,4
4	TIGGO 7 PRO MAX	CHERY	3 649	2 269	7 686	4 428	60,8	73,6
5	NIVA TRAVEL	LADA	2 775	4 235	5 885	7 534	-34,5	-21,9
6	TIGGO 4 PRO	CHERY	2 082	2 808	4 907	5 419	-25,9	-9,4
7	NIVA LEGEND	LADA	2 090	4 199	4 858	7 563	-50,2	-35,8
8	MONJARO	GEELY	1 893	4 814	4 170	8 467	-60,7	-50,7
9	LARGUS	LADA	1 978	46	4 164	125	4 200,0	3 231,2
10	M6	HAVAL	1 792	2 511	4 098	4 627	-28,6	-11,4
11	UNI-S	CHANGAN	1 882	0	3 772	0		
12	C5	OMODA	1 745	2 732	3 727	5 105	-36,1	-27,0
13	F7	HAVAL	1 344	1 874	2 762	3 049	-28,3	-9,4
14	H3	HAVAL	1 192	1	2 549	1	119 100,0	254 800,0
15	J7	JAECOO	1 172	1 165	2 409	2 076	0,6	16,0
16	MOSKVICH 3	MOSKVICH	1 090	1 109	2 253	2 005	-1,7	12,4
17	X50	BELGEE	1 209	1 065	2 203	1 592	13,5	38,4
18	CS35	CHANGAN	950	1 065	2 046	1 911	-10,8	7,1
19	DARGO	HAVAL	872	1 480	2 022	2 803	-41,1	-27,9
20	ATLAS	GEELY	891	1 220	2 015	1 464	-27,0	37,6
21	DASHING	JETOUR	752	1 039	1 773	1 744	-27,6	1,7
22	TIGGO 8 PRO MAX	CHERY	829	1 160	1 640	2 151	-28,5	-23,8
23	X70	BELGEE	789	0	1 611	0		
24	300	TANK	694	1 252	1 535	2 359	-44,6	-34,9
25	GS8	GAC	651	933	1 491	1 402	-30,2	6,3

2 months 2025

LADA VESTA
16 165 units **26,7%**



LADA GRANTA
20 982 units **-11,7%**



HAVAL JOLION
7 912 units **-17,4%**





PASSENGER CARS

Sales of new electric cars (BEV) in Russia in February and 2 months 2025 by brand

Brand / electric cars	February 2025	February 2024	2 months 2025	2 months 2024	Change February 2025 vs 2024, %	Change 2 months 2025 vs 2024, %
ZEEKR	200	985	483	1 698	-79,7	-71,6
EVOLUTE	73	168	114	279	-56,5	-59,1
AVATR	81	67	108	104	20,9	3,8
MOSKVICH	37	107	97	381	-65,4	-74,5
ORA	45	8	82	17	462,5	382,4
BYD	17	57	52	96	-70,2	-45,8
VOYAH	17	43	45	86	-60,5	-47,7
XIAOMI	23	0	40	0		
TESLA	12	69	28	115	-82,6	-75,7
VOLKSWAGEN	8	155	22	247	-94,8	-91,1
MERCEDES	10	10	19	26	0,0	-26,9
AMBERAVTO	7	0	19	0		
HONGQI	8	10	16	23	-20,0	-30,4
BMW	7	50	15	73	-86,0	-79,5
PORSCHE	5	6	14	13	-16,7	7,7
LOTUS	6	42	11	55	-85,7	-80,0
LI XIANG	4	30	10	45	-86,7	-77,8
HUAWEI AITO	5	0	9	2		350,0
LEXUS	5	5	9	6	0,0	50,0
GEELY	5	3	8	3	66,7	166,7
HONDA	2	49	7	74	-95,9	-90,5
DENZA	3	6	7	8	-50,0	-12,5
ROLLS ROYCE	4	1	6	3	300,0	100,0
TOYOTA	3	22	5	34	-86,4	-85,3
MINI	4	1	5	1	300,0	400,0
AUDI	1	7	4	12	-85,7	-66,7
HOZON	3	2	4	2	50,0	100,0
CHERY	1	6	3	8	-83,3	-62,5
HYUNDAI	2	4	3	5	-50,0	-40,0
HIPHI	2	5	3	14	-60,0	-78,6
NISSAN	1	7	2	11	-85,7	-81,8
MG	0	0	2	0		
FORTHING	1	0	2	1		100,0
SAIC-GM-WULING	0	3	2	3	-100,0	-33,3
STELATO	1	0	2	0		
LADA	1	0	1	2		-50,0
CHANGAN	1	6	1	10	-83,3	-90,0
BAIC	1	0	1	0		
KIA	1	4	1	5	-75,0	-80,0
ŠKODA	1	0	1	0		
ROX	0	0	1	0		
GENESIS	0	0	1	0		
CADILLAC	1	2	1	4	-50,0	-75,0
YANGWANG	1	1	1	2	0,0	-50,0
LEAPMOTOR	1	1	1	1	0,0	0,0
NIO	0	12	1	18	-100,0	-94,4



PASSENGER CARS

Brand / electric cars	February 2025	February 2024	2 months 2025	2 months 2024	Change February 2025 vs 2024, %	Change 2 months 2025 vs 2024, %
WULING	0	0	1	0		
BAOJUN	0	0	1	2		-50,0
ARCFOX	0	0	1	0		
IM	0	0	1	0		
SRM	1	0	1	0		
JETOUR	0	0	0	1		-100,0
EXEED	0	3	0	3	-100,0	-100,0
GAC	0	1	0	1	-100,0	-100,0
WEY	0	1	0	1	-100,0	-100,0
FAW	0	1	0	5	-100,0	-100,0
MITSUBISHI	0	2	0	2	-100,0	-100,0
VOLVO	0	0	0	1		-100,0
JAGUAR	0	3	0	3	-100,0	-100,0
SKYWELL	0	5	0	6	-100,0	-100,0
BAW	0	0	0	1		-100,0
FIAT	0	0	0	1		-100,0
XIAOPENG	0	0	0	1		-100,0
ZHIJI	0	2	0	4	-100,0	-100,0
KAMA	0	0	0	4		-100,0
IM MOTORS	0	1	0	1	-100,0	-100,0
TOTAL	612	1 973	1 274	3 524	-69,0	-63,8
TOTAL Russian brands	118	275	231	666	-57,1	-65,3
TOTAL foreign brands	494	1 698	1 043	2 858	-70,9	-63,5

2 months 2025

ZEEKR 001

279 units **-76,4%**



MOSKVICH 3E

97 units **-74,5%**



AVATR C11

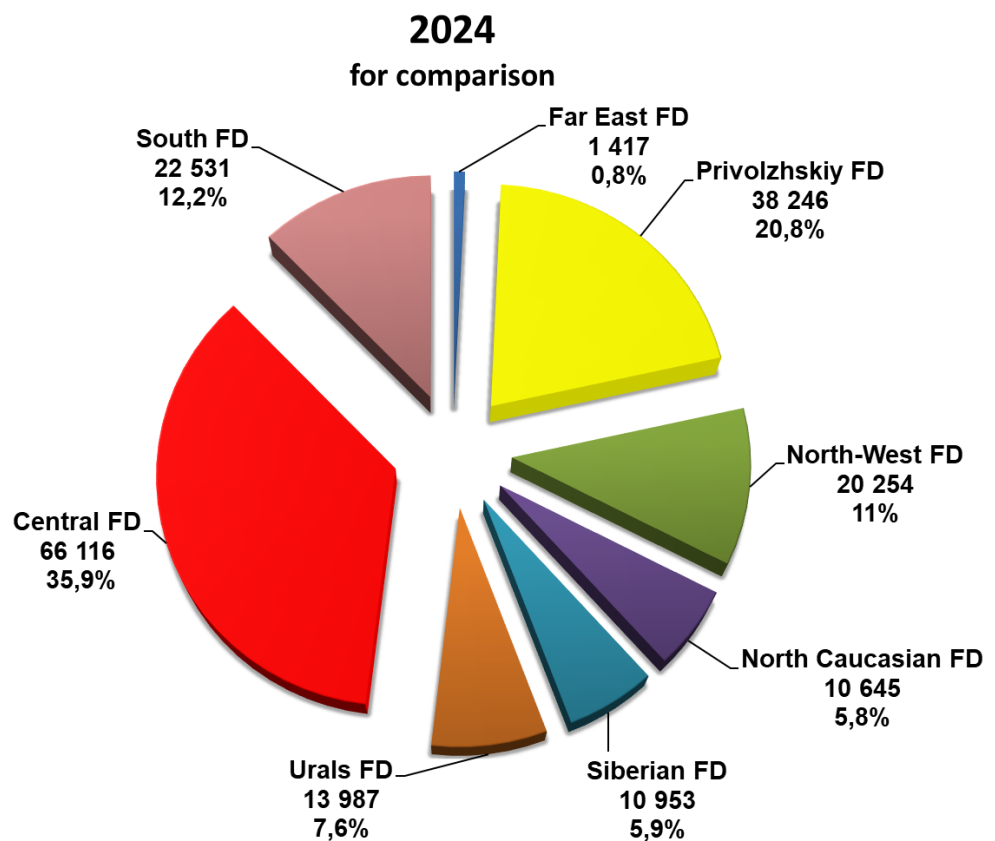
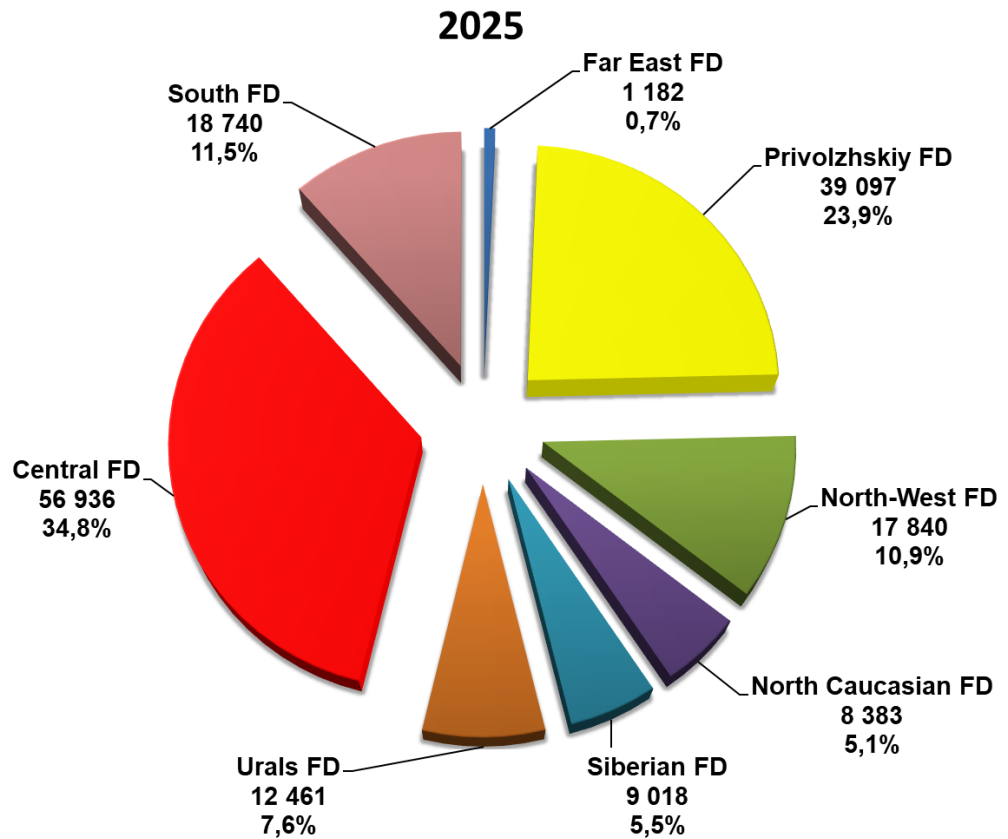
92 units **-8,9%**





PASSENGER CARS

Structure of new car sales in Russia in 2 months 2025 by Federal District





LIGHT COMMERCIAL VEHICLES

Sales of new light commercial vehicles in Russia Including light trucks (N1 category) and minibuses (M2 category) in February and 2 months 2025 by brand (without pickups)

Brand	February 2025	February 2024	2 months 2025	2 months 2024	Change February 2025 vs 2024, %	Change 2 months 2025 vs 2024, %
GAZ	2 712	4 838	5 487	8 020	-43,9	-31,6
LADA	1 077	381	2 103	603	182,7	248,8
UAZ	1 050	1 705	1 852	2 946	-38,4	-37,1
SOLLERS	459	674	958	1 130	-31,9	-15,2
FOTON	113	37	240	80	205,4	200,0
MERCEDES	124	96	234	161	29,2	45,3
DONGFENG	74	129	188	234	-42,6	-19,7
KAMAZ	93	81	175	147	14,8	19,0
FORD	93	58	161	96	60,3	67,7
FIAT	36	12	59	29	200,0	103,4
PEUGEOT	27	23	48	29	17,4	65,5
IVECO	14	11	34	21	27,3	61,9
CHANGAN	18	33	26	51	-45,5	-49,0
VOLKSWAGEN	8	29	23	71	-72,4	-67,6
AVRORA	13	0	21	0		
CITROEN	11	10	18	21	10,0	-14,3
RENAULT	7	12	16	17	-41,7	-5,9
SHAANXI	10	0	10	0		
MAXUS	8	7	9	7	14,3	28,6
BAW	3	1	7	5	200,0	40,0
HYUNDAI	3	4	7	9	-25,0	-22,2
AVIOR	5	0	6	0		
KIA	3	18	6	29	-83,3	-79,3
OPEL	2	5	5	6	-60,0	-16,7
LANDWIND JIANGLING - JMC	4	0	4	0		
SHANQI	2	0	4	0		
SUZUKI	2	17	4	31	-88,2	-87,1
WULING	2	3	4	3	-33,3	33,3
EVOLUTE	3	0	3	0		
NISSAN	3	0	3	0		
FAW	0	0	2	0		
TOYOTA	2	4	2	11	-50,0	-81,8
EVM	1	0	1	0		
FORTHING	1	0	1	1		0,0
JAC	1	8	1	10	-87,5	-90,0
JINBEI	1	0	1	1		0,0
KAMAG	1	0	1	0		
MAZ	0	0	1	0		
QILING	1	0	1	0		
BRILLIANCE	0	1	0	1	-100,0	-100,0
CHERY	0	1	0	1	-100,0	-100,0



LIGHT COMMERCIAL VEHICLES

Brand	February 2025	February 2024	2 months 2025	2 months 2024	Change February 2025 vs 2024, %	Change 2 months 2025 vs 2024, %
CHUSHENG	0	0	0	1		-100,0
DAIHATSU	0	1	0	1	-100,0	-100,0
DFSK	0	2	0	2	-100,0	-100,0
GMC	0	1	0	1	-100,0	-100,0
MITSUBISHI	0	1	0	2	-100,0	-100,0
SAIC-GM-WULING	0	0	0	2		-100,0
SHINERAY	0	1	0	1	-100,0	-100,0
TOTAL	5 987	8 204	11 726	13 781	-27,0	-14,9
TOTAL Russian brands	5 408	7 679	10 601	12 846	-29,6	-17,5
TOTAL foreign brands	579	525	1 125	935	10,3	20,3



LIGHT COMMERCIAL VEHICLES

Top 25 model ranking of new LCV sales including light trucks (N1 category) and minibuses (M2 category) in Russia, in February and 2 months 2025 (without pickups)

Rank	Model	Brand	February 2025	February 2024	2 months 2025	2 months 2024	Change February 2025 vs 2024, %	Change 2 months 2025 vs 2024, %
1	GAZelle NEXT	GAZ	1 511	2 769	3 064	4 563	-45,4	-32,9
2	LARGUS FURGON	LADA	605	1	1 233	1	60 400,0	123 200,0
3	2349 WIS	LADA	428	340	794	547	25,9	45,2
4	ATLANT	SOLLERS	373	556	794	924	-32,9	-14,1
5	3909	UAZ	425	767	767	1 270	-44,6	-39,6
6	3302 GAZelle	GAZ	357	606	748	1 072	-41,1	-30,2
7	2752 SOBOL	GAZ	359	616	718	999	-41,7	-28,1
8	PROFI	UAZ	270	432	509	749	-37,5	-32,0
9	SOBOL NN	GAZ	136	225	256	350	-39,6	-26,9
10	2310 SOBOL	GAZ	105	162	250	298	-35,2	-16,1
11	TOANO	FOTON	112	37	238	80	202,7	197,5
12	V-CLASS	MERCEDES	109	73	194	123	49,3	57,7
13	3741	UAZ	104	94	193	164	10,6	17,7
14	2206	UAZ	116	182	191	331	-36,3	-42,3
15	KOMPAS 5 4X2	KAMAZ	93	81	175	147	14,8	19,0
16	ARGO	SOLLERS	86	118	164	206	-27,1	-20,4
17	3221 GAZelle	GAZ	87	138	163	267	-37,0	-39,0
18	TRANSIT	FORD	89	57	155	95	56,1	63,2
19	3962	UAZ	83	145	112	252	-42,8	-55,6
20	2217 SOBOL	GAZ	39	138	86	216	-71,7	-60,2
21	CAPTAIN T	DONGFENG	34	106	84	187	-67,9	-55,1
22	GAZelle NN	GAZ	51	113	81	144	-54,9	-43,8
23	2346 WIS	LADA	44	40	75	55	10,0	36,4
24	2705 GAZelle	GAZ	32	71	69	111	-54,9	-37,8
25	K33-561	DONGFENG	31	23	64	47	34,8	36,2

2 months 2025

GAZelle NEXT

3 064 units **-32,9%**

LADA LARGUS FURGON

1 233 units **123200%**



LADA 2349 WIS

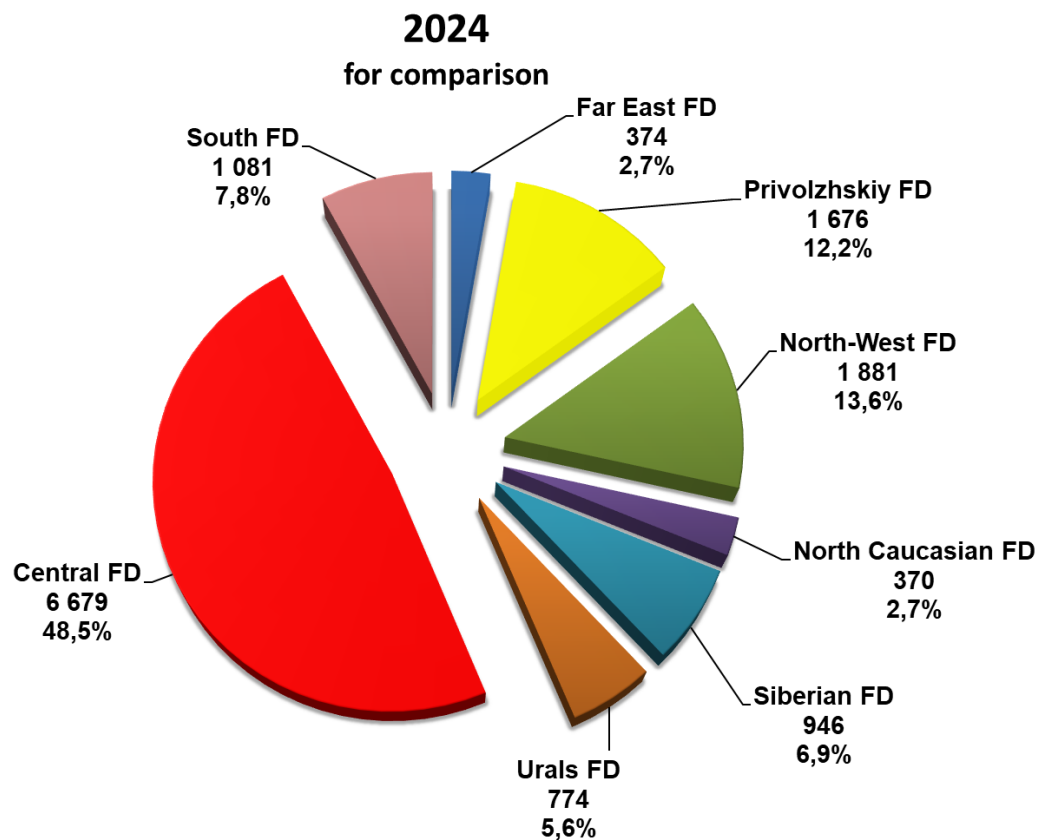
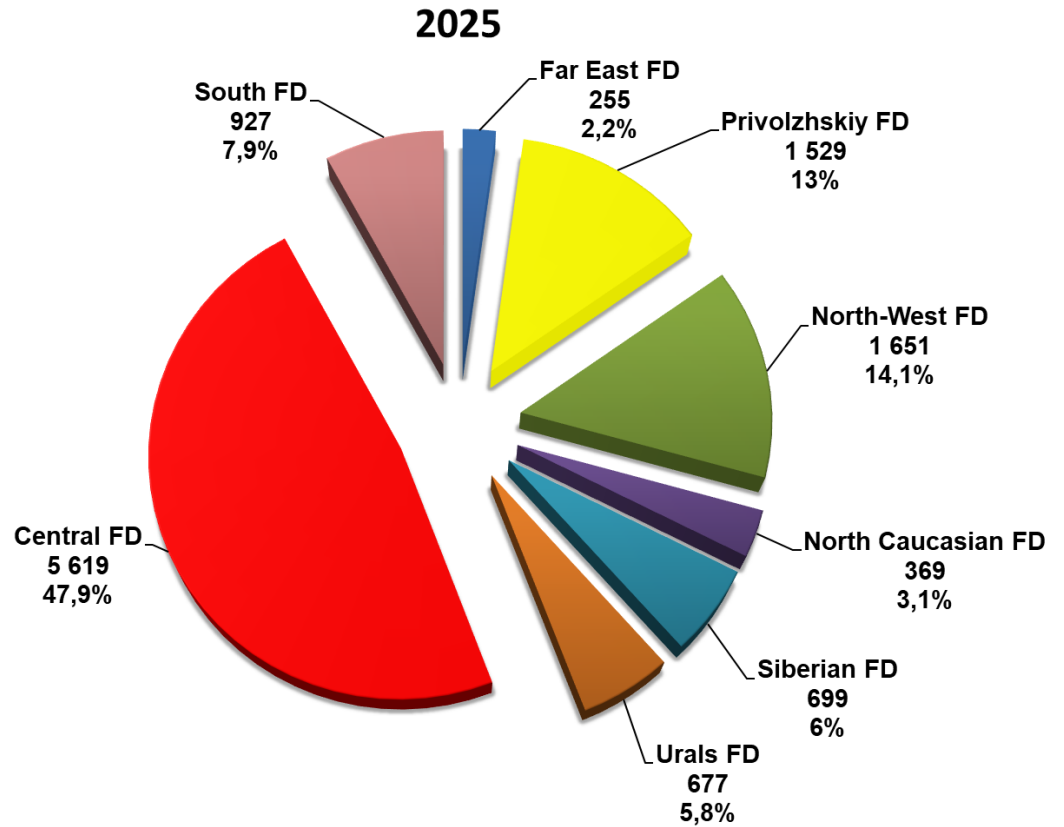
794 units **45,2%**





LIGHT COMMERCIAL VEHICLES

Structure of new LCV sales including light trucks (N1 category) and minibuses (M2 category) in Russia in 2 months 2025 by Federal District





PICKUPS

Sales of new pickups in Russia in February and 2 months 2025 by brand

Brand	February 2025	February 2024	2 months 2025	2 months 2024	Change February 2025 vs 2024, %	Change 2 months 2025 vs 2024, %
JAC	420	266	862	472	57,9	82,6
GREAT WALL	221	635	515	1 068	-65,2	-51,8
SOLLERS	233	102	470	162	128,4	190,1
UAZ	194	398	432	663	-51,3	-34,8
FOTON	220	31	395	53	609,7	645,3
CHANGAN	147	101	329	199	45,5	65,3
RAM	85	150	172	257	-43,3	-33,1
MITSUBISHI	45	89	90	164	-49,4	-45,1
FORD	43	15	85	24	186,7	254,2
LANDWIND JIANGLING - JMC	41	8	64	19	412,5	236,8
TOYOTA	24	73	56	149	-67,1	-62,4
DONGFENG	14	43	29	94	-67,4	-69,1
ISUZU	9	13	27	21	-30,8	28,6
GMC	3	4	5	8	-25,0	-37,5
TESLA	4	0	5	0		
HUANGHAI	0	0	4	0		
CHEVROLET	1	3	3	3	-66,7	0,0
JEEP	0	2	1	2	-100,0	-50,0
MAXUS	1	0	1	1		0,0
NISSAN	0	1	1	2	-100,0	-50,0
ZX-AUTO	0	0	1	0		
GEELY	0	2	0	5	-100,0	-100,0
HYUNDAI	0	2	0	2	-100,0	-100,0
LADA	0	1	0	1	-100,0	-100,0
VOLKSWAGEN	0	4	0	7	-100,0	-100,0
TOTAL	1 705	1 943	3 547	3 376	-12,2	5,1
TOTAL Russian brands	427	501	902	826	-14,8	9,2
TOTAL foreign brands	1 278	1 442	2 645	2 550	-11,4	3,7



PICKUPS

Top 15 model ranking of new pickup sales in Russia in February and 2 months 2025

Rank	Model	Brand	February 2025	February 2024	2 months 2025	2 months 2024	Change February 2025 vs 2024, %	Change 2 months 2025 vs 2024, %
1	T9 HUNTER	JAC	283	1	618	1	28 200,0	61 700,0
2	ST6	SOLLERS	233	102	470	162	128,4	190,1
3	2363 PICKUP	UAZ	194	398	432	663	-51,3	-34,8
4	TUNLAND	FOTON	220	31	395	53	609,7	645,3
5	POER KINGKONG	GREAT WALL	81	622	373	1 039	-87,0	-64,1
6	HUNTER PLUS	CHANGAN	147	99	328	195	48,5	68,2
7	T8 PRO	JAC	109	170	189	294	-35,9	-35,7
8	RAM	PICKUP	85	150	172	257	-43,3	-33,1
9	POER	GREAT WALL	139	10	140	22	1 290,0	536,4
10	L200	MITSUBISHI	45	89	90	164	-49,4	-45,1
11	RANGER	FORD	36	7	67	9	414,3	644,4
12	VIGUS	JMC	39	8	61	19	387,5	221,1
13	JAC T8	JAC	27	0	52	0		
14	HILUX	TOYOTA	19	61	46	118	-68,9	-61,0
15	RICH	DONGFENG	14	43	28	93	-67,4	-69,9

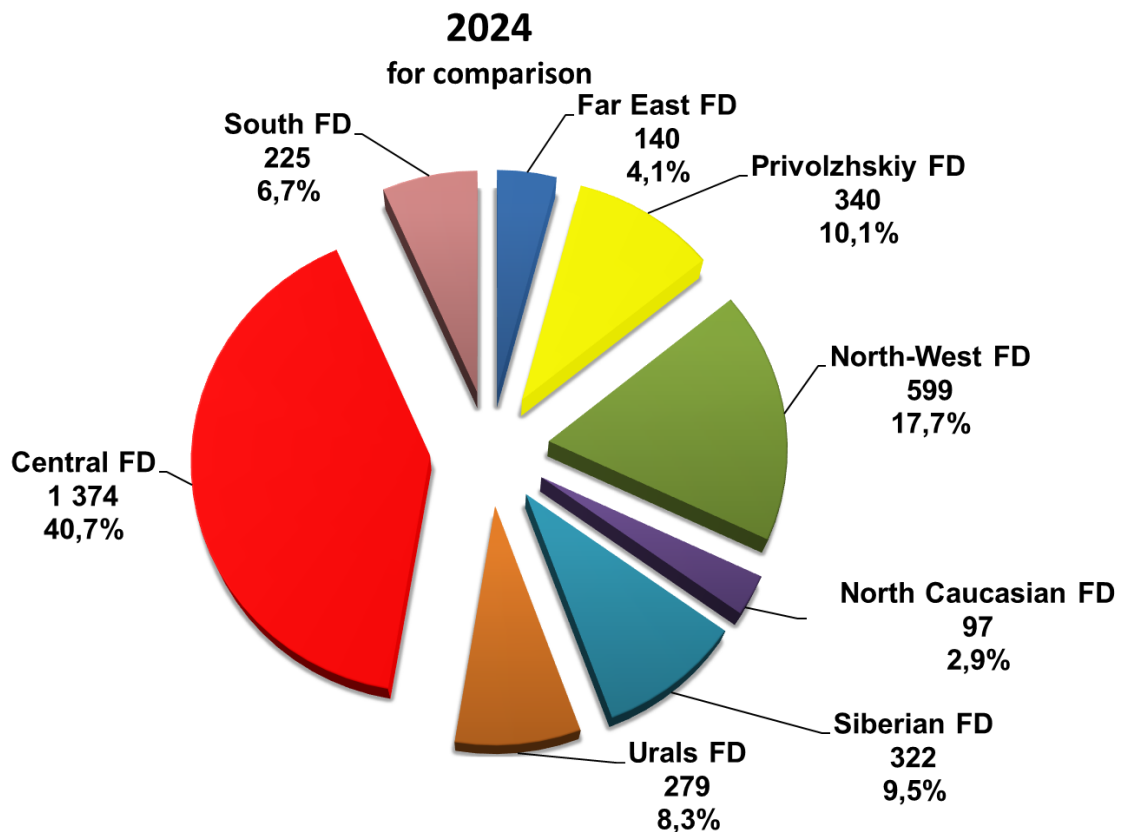
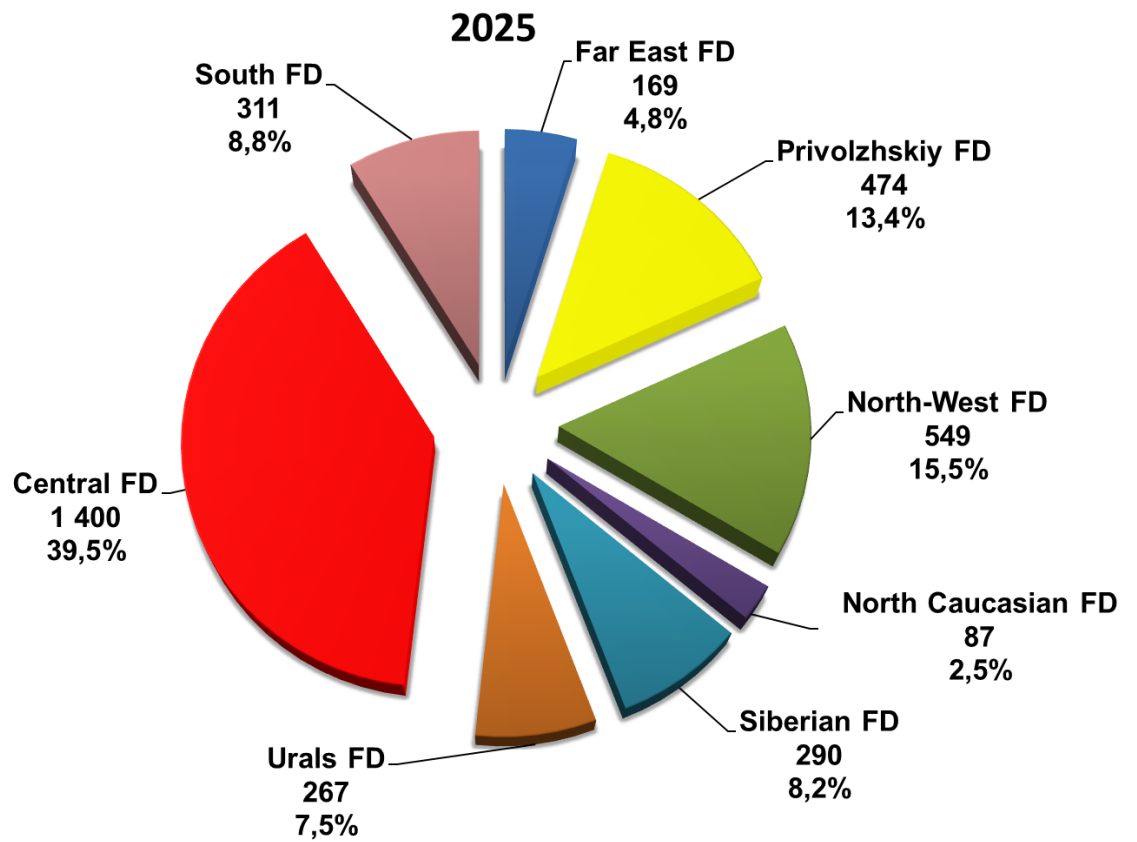
2 months 2025





PICKUPS

Structure of sales of new pickups in Russia in 2 months 2025 by Federal District



OUR CONTACTS



ASM Holding, OAO

21/5, Entrance 6, Kuznetsky Most Street, Moscow 107031

Contract Department, tel.: +7 495 626 0944

e-mail: inf@asm-holding.ru

Head of Market Research Centre – **VASILY SEIN**

e-mail: vasein@asm-holding.ru

Telegram: [@marketASM](https://www.instagram.com/@marketASM)

Project Manager – **ALEXANDER STERLIKOV**

Mobile: +7 905 747 2431

e-mail: sterlikov@asm-holding.ru

Website: www.asm-holding.ru

Telegram: [@ASMHOLDING](https://www.instagram.com/@ASMHOLDING)

Vkontakte: [oaoasmholding](https://vk.com/oaoasmholding)



Association of Russian Automakers (OAR)

8, Novovladykinsky Proezd, bldg. 5, POB 81, Moscow 127106

Tel.: +7 495 739 7095

e-mail: info_oar@mail.ru

Adviser for International Cooperation – **YURI KRAVTSOV**

e-mail: kravtsov_oar@mail.ru

Website: www.oar-info.ru